

# CIRCUIT BREAKERS

**CUTLER HAMMER UL CLASSIFIED BREAKERS:** UL Classified Breakers (CL Series) are designed and tested to be both mechanically and electrically interchangeable with circuit breakers manufactured by Square D (Home Line), General Electric, Thomas & Betts, ITE/Siemens, Murray and Crouse-Hinds. Cutler Hammer UL Classified Circuit Breakers meet all code acceptance regulations governed by the National Electric Code® and Underwriters Laboratories Inc. By using UL Classified breakers, contractors and homeowners can be assured that the breaker has passed tests that non-classified breakers have not.

## "CL" SERIES BREAKERS



### UL CLASSIFIED DIRECT REPLACEMENT PLUG-IN SINGLE POLE BREAKER

- UL classified direct replacements for Square D HomeLine®, Crouse-Hinds, GE, ITE/Siemens, Murray, and Thomas & Betts\*
- 120/240VAC, 10,000 AIC • 1" wide

MFG #CL115	15A	1/10		
<b>606000</b>				
MFG #CL120	20A	1/10		
<b>606001</b>				
MFG #CL130	30A	1/10		
<b>606002</b>				
MFG #CL140	40A	1/10		
<b>606003</b>				



### UL CLASSIFIED DIRECT REPLACEMENT SINGLE POLE ARC FAULT CIRCUIT INTERRUPTER

- CL series classified breaker for GE, Siemens, T&B, Murray, Crouse Hinds and Square D HomeLine® • Meets UL 489 and UL 1699 • 2005 N.E.C. requires AFCIs in bedroom circuits of new construction • 15 year warranty

MFG #CL115AF	15A	1		
<b>606297</b>				
MFG #CL120AF	20A	1		
<b>606298</b>				



### UL CLASSIFIED DIRECT REPLACEMENT PLUG-IN DOUBLE POLE BREAKER

- UL classified direct replacement for Square D HomeLine®, Crouse-Hinds, GE, ITE/Siemens, Murray, and Thomas & Betts\* • 120/240VAC, 10,000 AIC
- 2" wide • Common trip

MFG #CL215	15A	1/5		
<b>606005</b>				
MFG #CL220	20A	1/5		
<b>606006</b>				
MFG #CL230	30A	1/5		
<b>606007</b>				
MFG #CL240	40A	1/5		
<b>606008</b>				
MFG #CL250	50A	1/5		
<b>606009</b>				

## "CHQ" SERIES BREAKERS



### UL CLASSIFIED REPLACEMENT FOR SQUARE D® TYPE QO® SINGLE POLE BREAKER

- 3-position trip • HACR rated 15-60 amps
- SWD rated 15 and 20 amps, single-pole
- Single phase, 3-wire, 10,000 A.I.C. maximum
- Terminals are AL/CU and suitable for use with 60°C or 75°C ampacity wire

MFG #CHQ115	15A	BOX	1/10	
<b>606905</b>				
MFG #CHQ120	20A	BOX	1/10	
<b>606910</b>				
MFG #CHQ130	30A	BOX	1/10	
<b>606915</b>				



### UL CLASSIFIED DIRECT REPLACEMENT SINGLE POLE GROUND FAULT CIRCUIT INTERRUPTER

- CL series classified breaker for GE, Siemens, T&B, Murray, Crouse Hinds and Square D HomeLine® • Meets UL 489 and UL 943
- 15 year warranty

MFG #CL115GF	15A	1		
<b>605271</b>				
MFG #CL120GF	20A	1		
<b>605272</b>				
MFG #CL130GF	30A	1		
<b>605273</b>				



### UL CLASSIFIED REPLACEMENT FOR SQUARE D® TYPE QO® DOUBLE POLE BREAKER

- 3-position trip • HACR rated 15-60 amps
- Single phase, 3-wire, 10,000 A.I.C. maximum
- Terminals are AL/CU and suitable for use with 60°C or 75°C ampacity wire


MFG #CHQ220	20A	BOX	1/5	
<b>606920</b>				
MFG #CHQ230	30A	BOX	1/5	
<b>606930</b>				
MFG #CHQ240	40A	BOX	1/5	
<b>606940</b>				
MFG #CHQ250	50A	BOX	1/5	
<b>606950</b>				
MFG #CHQ260	60A	BOX	1/5	
<b>606960</b>				


BREAKERS

\*REGISTERED TRADE NAME OR MARK OF THE ORIGINAL MANUFACTURER OF THE PRODUCT WHICH THIS PART FITS; NOT OWNED, ASSOCIATED OR TO BE CONFUSED WITH OUR COMPANY.

# CIRCUIT BREAKERS

**NOTE:** Cutler-Hammer now manufactures two series of circuit breakers to fit their two different types of loadcenters "CL" Series: The original 3/4" frame breaker is called their "CL" Series and fits the original "CL" loadcenter. "BR" Series: This is the 1" frame interchangeable breaker formerly known as Westinghouse "BR" Series. It is UL listed to fit both the original "BR" Westinghouse loadcenters (already installed) AND the newly named Cutler-Hammer "BR" series sold on the pages following.


**EATON**   
Cutler-Hammer




### UL CLASSIFIED REPLACEMENT FOR SQUARE D® TYPE QO SINGLE POLE ARC FAULT CIRCUIT INTERRUPTER

- CHQ series • Classified breaker for Square D QO • Meets UL 489 and UL 1699
- 2005 N.E.C. requires AFCIs in bedroom circuits of new construction
- 15 year warranty

MFG #CHQ115AF <b>606990</b>	15A	1		
MFG #CHQ120AF <b>606991</b>	20A	1		

**EATON**   
Cutler-Hammer




### DUPLEX PLUG-IN BREAKER


- 120 VAC • 1" wide (1/2" per pole)
- 10,000 AIC • Class CTL

MFG #BD1515 <b>605200</b>	2-1P	2-15A	1/10	
MFG #BD2020 <b>605207</b>	2-1P	2-20A	1/10	

SAME AS ABOVE EXCEPT NON-CTL TYPE FOR REPLACEMENT-WILL FIT UN-NOTCHED BUS

MFG #BR1515 <b>605005</b>	2-1P	2-15A	1/10	
MFG #BR2020 <b>606012</b>	2-1P	2-20A	1/10	


**EATON**   
Cutler-Hammer




### UL CLASSIFIED REPLACEMENT FOR SQUARE D® TYPE QO GROUND FAULT CIRCUIT INTERRUPTER

- CHQ series classified breaker for Square D QO
- Meets UL 489 and UL 943
- 15 year warranty

MFG #CHQ115GF <b>606992</b>	1P	15A	1	
MFG #CHQ120GF <b>606993</b>	1P	20A	1	
MFG #CHQ230GF <b>606994</b>	2P	30A	1	
MFG #CHQ250GF <b>606995</b>	2P	50A	1	

**EATON**   
Cutler-Hammer





### DOUBLE POLE PLUG-IN BREAKER

- 120/240 VAC • 2" wide (1" per pole)
- "BR" series • UL listed "HACR" rated through 60 amp • Common trip

MFG #BR220 <b>605081</b>	20A	1/5		
MFG #BR225 <b>605087</b>	25A	1/5		
MFG #BR230 <b>605095</b>	30A	1/5		
MFG #BR240 <b>605109</b>	40A	1/5		
MFG #BR250 <b>605123</b>	50A	1/5		
MFG #BR260 <b>605130</b>	60A	1/5		
MFG #BR2100 <b>605179</b>	100A	1/5		

## "BR" SERIES BREAKERS


**EATON**   
Cutler-Hammer




### SINGLE POLE PLUG-IN BREAKER

- "BR" series • 120 VAC
- 1" wide • 10,000 AIC

MFG #BR115 <b>605004</b>	15A	1/10		
MFG #BR120 <b>605011</b>	20A	1/10		
MFG #BR130 <b>605018</b>	30A	1/10		

**EATON**   
Cutler-Hammer



### THREE POLE PLUG IN BREAKER

- "BR" series • 240 VAC • Internal common trip mechanism • Meets UL 489, CSA Nema standards • Federal spec classification W-C 375b/GEN • Rated for HACR applications

MFG #BR315 <b>643038</b>	15A	1/5		
MFG #BR320 <b>643039</b>	20A	1/5		
MFG #BR330 <b>643040</b>	30A	1/5		
MFG #BR340 <b>643041</b>	40A	1/5		
MFG #BR350 <b>643042</b>	50A	1/5		
MFG #BR360 <b>643043</b>	60A	1/5		
MFG #BR370 <b>643044</b>	70A	1/5		
MFG #BR3100 <b>643045</b>	100A	1/5		

BREAKERS

# CIRCUIT BREAKERS

NOTE: Cutler-Hammer now manufactures two series of circuit breakers to fit their two different types of loadcenters "CL" Series: The original 3/4" frame breaker is called their "CL" Series and fits the original "CL" loadcenter. "BR" Series: This is the 1" frame interchangeable breaker formerly known as Westinghouse "BR" Series. It is UL listed to fit both the original "BR" Westinghouse loadcenters (already installed) AND the newly named Cutler-Hammer "BR" series sold on the pages following.




## BREAKER REPLACEMENT LOADCENTER

- "BR" series • 120/240 VAC
- 10 year warranty

MFG #BW2200  
**643034**

MAX AMPS			
200A	1		



## SINGLE POLE GROUND FAULT CIRCUIT INTERRUPTER

- "BR" Series • 1" wide
- 10,000 AIC

MFG #GECB120  
**605277**

MAX AMPS			
20A	1/14		



## SINGLE POLE ARC FAULT CIRCUIT INTERRUPTER

- "BR" series • 120VAC
- 1" wide • 10,000 AIC

MFG #BR115AF  
**605279**  
MFG #BR120AF  
**605280**

15A	1/20		
20A	1/20		

## "CH" SERIES BREAKERS



## SINGLE POLE PLUG-IN BREAKER

- Fits "CH" loadcenters only
- 120/240 VAC • 3/4" wide • 10,000 AIC

MFG #CH115

**606115**

15A

1/10

MFG #CH120

**606120**

20A

1/10

MFG #CH130

**606130**

30A

1/10

MFG #CH140

**606140**

40A

1/10



## TWIN PLUG-IN BREAKER

- Type CHT • 120 VAC • 3/4" wide
- 10,000 AIC • Two circuits occupy the same pole space as a full-size type CH breaker
- Type CHT breakers are suitable for switching duty and HACR rated

MFG #CHT 1515

**606122**

15-15A

1/10

MFG #CHT 2020

**606124**

20-20A

1/10



## SINGLE POLE GROUND FAULT CIRCUIT INTERRUPTER

- "CH" series • 120 VAC • 3/4" wide
- 10,000 AIC • N.E.C. requires the use of GFCI protection for receptacles outside residences, in attached garages, bathrooms and adjacent to sinks and swimming pool areas

MFG #CH120GF

**606291**

20A


1/10

BREAKERS

# CIRCUIT BREAKERS

**NOTE:** Cutler-Hammer now manufactures two series of circuit breakers to fit their two different types of loadcenters "CH" Series: The original 3/4" frame breaker is called their "CH" Series and fits the original "CH" loadcenter. "BR" Series: This is the 1" frame interchangeable breaker formerly known as Westinghouse "BR" Series. It is UL listed to fit both the original "BR" Westinghouse loadcenters (already installed) AND the newly named Cutler-Hammer "BR" series sold in the pages following.

## "CH" SERIES BREAKERS



### DOUBLE POLE GROUND FAULT CIRCUIT INTERRUPTER

- CH Series • Double pole • 3/4" wide
- Meets UL489 and UL943 • Required in any application near water

MFG #CH250GE

**606295**

2P

50a

1

MFG #CH260GE

**606296**

2P

60a

1



### OUTDOOR EQUIPMENT HUBS

- Fits Cutler Hammer "CH" and "BR" series loadcenters and enclosures

CH SERIES

MFG #DS125H1P

**643774**

1-1/4"

1/10

BR SERIES

MFG #DS200H2

**643800**

2"

1/10

MFG #DS250H2P

**643033**

2-1/2"

1/10



### DOUBLE POLE PLUG-IN BREAKER

- Fits "CH" style loadcenters only
- 120/240 VAC • 1-1/2" wide (3/4" per pole) • 10,000 AIC
- Common trip

MFG #CH220

**606220**

20A

1/5

MFG #CH230

**606230**

30A

1/5

MFG #CH240

**606240**

40A

1/5

MFG #CH250

**606250**

50A

1/5

MFG #CH260

**606260**

60A

1/5

MFG #CH210Q

**606299**

100A

1/5

MFG #CH2125

**606300**

125A

1/5



Cutler-Hammer



### SINGLE POLE ARC FAULT CIRCUIT INTERRUPTER

- "CH" series • 120 VAC • 10,000 AIC

MFG #CH115AF

**606293**

15A

1/10

MFG #CH120AF

**606294**

20A

1/10



Cutler-Hammer



### QUADPLEX TYPE BREAKER

- 2-2P circuit breaker • 120/240 VAC
- 2" wide (1/2" per pole) • 10,000 AIC

INDEPENDENT TRIP

MFG #BQ220230

CTL TYPE

**606040**

1-2P20 1-2P30

1/5

MFG #BQ230230

**606043**

2-2P30

1/5

MFG #BQ230250

**606047**

1-2P30 1-2P50

1/5

COMMON TRIP

MFG #BQC220230

**605840**

1-2P20 1-2P30

1/5

MFG #BQC230230

**605843**

2-2P30

1/5

MFG #BQC230240

**605845**

1-2P30 1-2P40

1/5

MFG #BQC230250

**605847**

1-2P30 1-2P50

1/5



Cutler-Hammer



### QUADPLEX TYPE BREAKER

- 1-2P and 2-1P circuit breaker
- 120/240VAC • 2" wide • 10,000 AIC

INDEPENDENT TRIP

MFG #BQ2302120

CTL TYPE

**606019**

1-2P30 2-1P20

1/5

MFG #BQ2402120

**606026**

1-2P40 2-1P20

1/5

COMMON TRIP

MFG #BQC2302120

**605819**

1-2P30 2-1P20

1/5

MFG #BQC2402120

**605826**

1-2P40 2-1P20

1/5

MFG #BQC2502120

**605833**

1-2P50 2-1P20

1/5

BREAKERS

**"BR" LOADCENTERS**



**INDOOR MAIN BREAKER VALUE PACK LOADCENTER**



- "BR" series
- Includes 5-BR120 and 1-BR230 circuit breakers • Aluminum bus
- Factory bonded/split neutral • 120/240 VAC
- Single phase • 3 wire • Combination surface/flush cover • 10 year warranty

MFG #	MAX AMPS	MAX CIRCUITS		
MFG #BR2020B100V <b>643268</b>	100	20-20	1	
MFG #BR3040B200V <b>643269</b>	200	30-40	1	



**FACTORY INSTALLED INDOOR MAIN BREAKER LOADCENTER**



- "BR" series • Aluminum bus • Split neutral
- Combination surface/flush cover
- 60°/75°C conductors • Main breaker included • Single phase • 3 wire
- 120/240 VAC • 10,000 AIC

MFG #	1P SPACES MAX CIRCUITS		
<b>100 AMP MAIN</b> MFG #BR1220B100 <b>643231</b>	12-20	1	
MFG #BR2020B100 <b>643462</b>	20-20	1	
<b>200 AMP MAIN</b> MFG #BR2040B200 <b>643252</b>	20-40	1	
MFG #BR3040B200 <b>643259</b>	30-40	1	
MFG #BR4040B200 <b>643266</b>	40-40	1	



**FACTORY INSTALLED INDOOR MAIN LUG ONLY LOADCENTER**



- "BR" series • Single phase • 3 wire
- 120/240 VAC • Aluminum bus
- 60°/75°C conductors • Accommodates 1" and 1/2" per pole plug-in breakers
- Main lugs included • 10,000 AIC

MFG #	SURFACE COVER (LESS DOOR)	MAX AMPS	1P SPACES MAX CIRCUITS		
MFG #BR24L70SP <b>643119</b>		70A	2-4	1	
MFG #BR48L125SP <b>643126</b>		125A	4-8	1	
MFG #BR612L125SDP <b>643133</b>		125A	6-12	1	
MFG #BR1224L125 <b>643140</b>	SURFACE/FLUSH COVER (WITH DOOR)	125A	12-24	1	



**BR SERIES INDOOR RENOVATION MAIN BREAKER LOADCENTER**



- Value pack includes SP and DP breakers
- NEMA 1 • Single phase 3 wire • 120/240 VAC aluminum bus • Factory installed 5 circuit terminal blocks • Twin stacked neutral design
- 10 year warranty

MFG #	FLUSH MOUNT	MAX AMPS	MAX CIRCUITS		
MFG #BR1020B100FRNV <b>643029</b>	COMBO COVER	100A	10-20	1	
MFG #BR2020B100RNV8 <b>643030</b>		100A	20-20	1	
MFG #BR3040B200FRNV4 <b>643031</b>		200A	30-40	1	
MFG #BR3040B200FRNV4 <b>643032</b>		200A	40-40	1	



**BR SERIES INDOOR MAIN BREAKER LOADCENTER**



- Copper bus • Insulated/bondable neutral
- 120/240 VAC • Single phase • 3 wire
- Combination surface/flush cover

MFG #	MAX AMPS	MAX CIRCUITS		
MFG #BR2020BC100 <b>643270</b>	100	20-20	1	
MFG #BR3030BC100 <b>643271</b>	100	30-30	1	
MFG #BR2040BC200 <b>643272</b>	200	20-40	1	
MFG #BR3040BC200 <b>643273</b>	200	30-40	1	
MFG #BR4040BC200 <b>643274</b>	200	40-40	1	



**BR SERIES FACTORY INSTALLED OUTDOOR MAIN LUGS ONLY LOADCENTER**



- "BR" series • 60°/75°C conductors
- Single phase • 3 wire • 120/240 VAC
- Order hub separately for top feed
- Main lugs included • 10,000 AIC

MFG #	NON-METALLIC	MAX AMPS	MAX CIRCUITS		
MFG #2460RNM <b>643364</b>	METAL	70A	2-4	1/10	
MFG #BR48L125RP <b>643371</b>		125A	4-8	1	
MFG #BR612L125RP <b>643372</b>		125A	6-12	1	
MFG #BR816L125RP <b>643373</b>		125A	8-16	1	

BREAKERS

# LOADCENTERS, PANELS AND HUBS



## OUTDOOR METER/PANEL COMBO

- "BR" Series • 120/240 VAC
- Includes main breaker • Ringless
- Single phase/3 wire • Surface mount enclosure • OH/UG • Non-Euserc
- 10 year warranty

MOBILE HOME PANEL  
MFG #MBT48B125BTS

<b>643052</b>	125A	4-8	1		
---------------	------	-----	---	--	--


MFG #MBT48B200BTS

<b>643053</b>	200A	4-8	1		
---------------	------	-----	---	--	--

HOUSE PANEL

MFG #MB816B200BTS

<b>643054</b>	200A	8-16	1		
---------------	------	------	---	--	--



## OUTDOOR EQUIPMENT HUB

- Fits Thomas & Betts, Challenger and most Westinghouse loadcenters and enclosures

MFG #RH125

<b>643784</b>	1-1/4"	1/10		
---------------	--------	------	--	--

MFG #RH150

<b>643791</b>	1-1/2"	1/10		
---------------	--------	------	--	--

MFG #RH200

<b>643798</b>	2"	1/10		
---------------	----	------	--	--



## FACTORY INSTALLED OUTDOOR RAIN TIGHT MOBILE HOME LOADCENTER

- "BR" series • NEMA 3R • Insulated/bondable neutral • With feed through lugs • 60°/70°C conductors • Single phase • 3" Wide
- 120/240 VAC • 10,000 AIC • Order hub separately for top feed

200 AMP MAIN

MFG #BR816B200RF

<b>643390</b>	8-16	1		
---------------	------	---	--	--

1P SPACES  
MAX CIRCUITS



## FACTORY INSTALLED OUTDOOR (NEMA 3R) MAIN BREAKER LOADCENTER

- "BR" series • NEMA 3R • Single phase
- 3 wire • 120/240 VAC • 10,000 AIC
- 60°/75°C conductor • Main breaker included
- Order hub separately for top feed

MFG #BR1224B100R

<b>643481</b>	100	12-24	1	
---------------	-----	-------	---	--

MFG #BR2024B100R

<b>643482</b>	100	20-24	1	
---------------	-----	-------	---	--

MFG #BR2040B200R

<b>643483</b>	200	20-40	1	
---------------	-----	-------	---	--

1P SPACES  
MAX CIRCUITS



## FACTORY INSTALLED OUTDOOR RESIDENTIAL METER BREAKER COMBO

- "BR" series • 120/240VAC • Includes main breaker - snap ring type
- 10,000 AIC • 60°/75°C conductors • NEMA 3R • Single-phase 3 wire
- Overhead or underground service • Order hub separately for top feed
- Surface enclosure

MFG #MBE1224B100BTS	MAX AMPS	1P SPACES MAX CIRCUITS		
<b>643532</b>	100A	12 - 24	1	

MFG #MBE2040B200BTS				
<b>643539</b>	200A	20 - 40	1	



## OUTDOOR RESIDENTIAL METER/PANEL COMBO

- NEMA 3R • Single phase • 3 wire
- Overhead or underground service
- Surface enclosures • 120/240VAC
- Snap ring type • Meets EUSERC requirements
- Order hub separately for top feed

MAIN LUG

MFG #MBE24L125BTS

<b>643504</b>	MAX AMPS	1P SPACES MAX CIRCUITS		
	125A	2-4	1	

MAIN BREAKER

MFG #MBE200BTS

<b>643511</b>	200A		1	
---------------	------	--	---	--

LOADCENTERS



## CH SERIES INDOOR MAIN BREAKER VALUE PACK LOADCENTER



- Includes 5-CH120 and 1-CH230 circuit breakers
- Copper bus • Factory bonded/split neutral
- 120/240 VAC • Single phase • 3 wire
- Combination surface/flush cover
- Lifetime warranty

MFG #	MAX AMPS	MAX CIRCUITS		
MFG #CH22B100V <b>643818</b>	100	22	1	
MFG #CH32B200V <b>643819</b>	200	32	1	



## CH SERIES INDOOR MAIN LUG ONLY LOADCENTER



- Copper bus • Insulated/bondable neutral
- 120/240 VAC • Single phase • 3 wire
- Lifetime warranty

SURFACE	MFG #	MAX AMPS	MAX CIRCUITS		
MFG #CH2L70SP <b>643801</b>	70A	2-4	1		
MFG #CH4L125SP <b>643802</b>	125A	4-8	1		
MFG #CH8L125SP <b>643803</b>	125A	8-16	1		
FLUSH					
MFG #CH2L70FP <b>643804</b>	125A	2-4	1		
MFG #CH4L125FP <b>643805</b>	125A	4-8	1		
MFG #CH8L125FP <b>643806</b>	125A	8-16	1		
COMBO COVER					
MFG #CH12L125BP <b>643807</b>	125A	12	1		
MFG #CH24L125CP <b>643808</b>	125A	24	1		



## CH SERIES INDOOR MAIN BREAKER LOADCENTER



- Copper bus • Factory bonded split neutral
- 120/240 VAC • Single phase • 3 wire
- Combination surface/flush cover
- Lifetime warranty

MFG #	MAX AMPS	MAX CIRCUITS		
MFG #CH14B100BP <b>643812</b>	100	14	1	
MFG #CH22B100CP <b>643813</b>	100	22	1	
MFG #CH32B150JP <b>643814</b>	150	32	1	
MFG #CH32B2000JP <b>643815</b>	200	32	1	
MFG #CH42B2000KP <b>643816</b>	200	42	1	



## CH SERIES OUTDOOR (NEMA 3R) MAIN LUG LOADCENTER



- Copper bus • 120/240 VAC • Single phase • 3 wire • Furnished with hub closure plate • Lifetime warranty

MFG #	MAX AMPS	MAX CIRCUITS		
MFG #CH2L70RP <b>643809</b>	70	2-4	1	
MFG #CH4L125RP <b>643810</b>	125	4-8	1	
MFG #CH8L125RP <b>643811</b>	125	8-16	1	



## CH SERIES OUTDOOR (NEMA 3R) MAIN BREAKER LOADCENTER



- Copper bus • Insulated/bondable neutral • 120/240 VAC • Single phase
- 3 wire • Combination surface/flush cover • Lifetime warranty

MFG #	MAX AMPS	MAX CIRCUITS		
MFG #CH8B200RFP <b>643817</b>	200	8	1	



## SINGLE PHASE SPA PANEL



- Unit arrives assembled, pre-wired, factory tested and ready to install
- Includes 2 pole ground fault breaker • Pre-installed neutral and ground bars • Padlockable door

BR SERIES	MFG #	MAX AMPS	MAX CIRCUITS		
MFG #BR50SPA <b>643035</b>	50A	2	1		
CH SERIES					
MFG #CH50SPA <b>643036</b>	50A	4	1		
MFG #CH60SPA <b>643037</b>	60A	4	1		

LOADCENTERS

# CIRCUIT BREAKERS

Hot Tub	Pool Pump	Breaker Box	Emergency Lights
Main Power	Refrigerator	Breaker Box	Emergency Lights
Furnace	Kitchen Lights	Breaker Box	Emergency Lights
A/C Unit	Kitchen Outlets	Breaker Box	Emergency Lights
AHV	Dishwasher	Breaker Box	Emergency Lights
Oven	Dishwasher	Breaker Box	Emergency Lights
Store Top	Freezer	Breaker Box	Emergency Lights
Microwave	Oven	Breaker Box	Emergency Lights
Range Hood	Living Room	Breaker Box	Emergency Lights
Dish Washer	Living Room	Breaker Box	Emergency Lights
Disposal			

## BREAKER BOX MAGNETIC LABELS

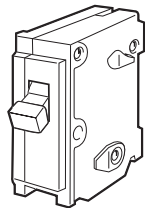
- Magnetic labels make organizing your breakers a snap!
- Simply break the label off, and apply it next to appropriate breaker
- 42 prepared labels and 6 blank labels for custom needs



643820 CARD 1/24

## SIEMENS BREAKERS

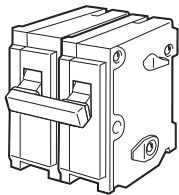
### SIEMENS



#### QP PLUG-IN SINGLE POLE BREAKER

MFG #Q115	605900	15A	BOX	1/12
MFG #Q120	605901	20A	BOX	1/12
MFG #Q130	605902	30A	BOX	1/12
MFG #Q140	605903	40A	BOX	1/12

### SIEMENS



#### QP PLUG-IN DOUBLE POLE BREAKER

- 120/240 VAC

MFG #Q220	605910	20A	BOX	1/6
MFG #Q230	605911	30A	BOX	1/6
MFG #Q240	605912	40A	BOX	1/6
MFG #Q250	605913	50A	BOX	1/6
MFG #Q260	605914	60A	BOX	1/6
MFG #Q2100	605920	100A	BOX	1/6
MFG #Q2125	605921	125A	BOX	1/6

### SIEMENS

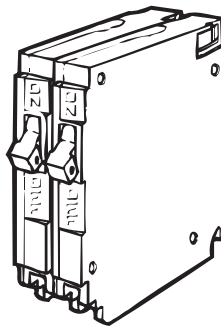


#### INTERCHANGEABLE QP PLUG-IN THREE POLE BREAKER

- 240 VAC • 10,000 A.I.C.

MFG #Q315	660023	15A	BOX
MFG #Q320	660024	20A	BOX
MFG #Q330	660025	30A	BOX
MFG #Q340	660026	40A	BOX
MFG #Q350	660027	50A	BOX
MFG #Q360	660028	50A	BOX
MFG #Q3100	660029	100A	BOX

### SIEMENS

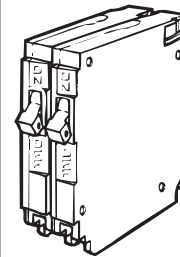


#### QT PLUG-IN TWIN BREAKER

- 120/240VAC
- Two single poles

MFG #Q1515	605925	2-1P	15A	BOX	1/12
MFG #Q1520	608738	2-1P	15-20A	BOX	1/12
MFG #Q2020	605926	2-1P	20A	BOX	1/12

### SIEMENS

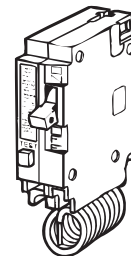


#### QP PLUG-IN TWIN BREAKER

- Space saver duplex breakers combine two independent 1/2" breaker poles in one panel space
- Non-limited

MFG #Q1515NC	605941	2-1P	15A	BOX	1/12
MFG #Q2020NC	605942	2-1P	20A	BOX	1/12

### SIEMENS

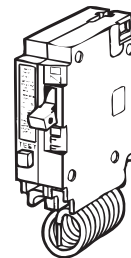


#### QP PLUG-IN GFI BREAKER

- Single pole is 120VAC, double pole is 120/240VAC

SINGLE POLE	MFG #QF120	605930	20A	BOX	1/30
SINGLE POLE	MFG #QF115	608771	15A	BOX	1/12
DOUBLE POLE	MFG #QF250	605933	50A	BOX	1/10

### SIEMENS



#### 120VAC ARC-FAULT BREAKER

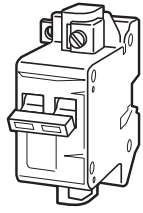
- Single pole

MFG #Q115AF	605935	15A	1/10
MFG #Q120AF	605936	20A	1/20



# LOADCENTERS AND PANELS

**SIEMENS** 

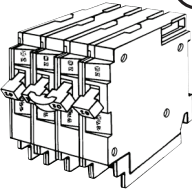


## MAIN BREAKER

- Replacement main breaker
- Fits Ultimate™ loadcenters

MFG #	AMPS	BOX	CIRCUITS
MFG #MBK100A <b>605991</b>	100A		1
MFG #MBK150A <b>660015</b>	150A		1
MFG #MBK200A <b>605992</b>	200A		1

**SIEMENS** 




## QUADPLEX PLUG-IN BREAKER

- Space saving 2 pole breakers
- Requires two panel spaces • #605951 is a common trip 30A and a non-common trip 20A 2 pole breaker • #605953 is a 2 pole common trip 20A and two single pole 30A breakers

MFG #	AMPS	BOX	CIRCUITS
MFG #Q23020 <b>605951</b>	30A/20A	BOX	1/6
MFG #Q22030CT <b>605953</b>	20A/30A	BOX	1/6

**SIEMENS** 




## INDOOR MAIN LUG ONLY SINGLE PHASE LOADCENTER

- For use with Siemens Q series (QP type) circuit breakers
- Surface cover • 3 wire • 120/240VAC

MFG #	AMPS	BOX	CIRCUITS
MFG #E0304ML1060SU <b>609550</b>	60A	2-4	1
MFG #E0408ML1125SU <b>609552</b>	125A	4-8	1
MFG #E0816ML1125F <b>609557</b>	125A	8-16	1
MFG #G1224L1125 <b>609558</b>	125A	12-24	1
MFG #G1624L1125 <b>609559</b>	125A	16-24	1

**SIEMENS** 




## INDOOR MAIN LUG ONLY LOADCENTER WITH COPPER BUS

- For use with Siemens Q series (QP type) circuit breakers • Surface cover • 3 wire • 120/240VAC

MFG #	AMPS	BOX	CIRCUITS
MFG #G1224L1125CU <b>660308</b>	125A	12-24	1
MFG #G1624L1125CU <b>660311</b>	125A	16-24	1
MFG #G3040L1200CU <b>660315</b>	200A	30-40	1

**SIEMENS** 

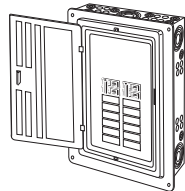


## INDOOR MAIN BREAKER SINGLE PHASE LOADCENTER

- For use with Siemens Q series (QP type) circuit breakers • 3 wire • 120/240VAC

MFG #	ALUMINUM BUS AMPS	MAX. AMPS	MAX. CIRCUITS
MFG #G1224B1100 <b>609575</b>	100A	12-24	1
MFG #G2020B1100 <b>609576</b>	100A	20-20	1
MFG #G3030B1150 <b>609578</b>	150A	30-30	1
MFG #G2040B1200 <b>609580</b>	200A	20-40	1
MFG #G3040B1200 <b>609582</b>	200A	30-40	1
MFG #G4040B1200 <b>609584</b>	200A	40-40	1

**SIEMENS** 

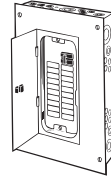


## STANDBY POWER PANEL

- Interlocked dual main circuit breakers for the utility main and generator main cannot be "ON" at the same time • Copper bus
- 60A utility breaker and 60A generator breaker

MFG #	BOX	CIRCUITS
MFG #G1224B6060GC <b>660300</b>	BOX	1

**SIEMENS** 



## INDOOR MAIN BREAKER LOADCENTER WITH COPPER BUS

- For use with Siemens Q series (QP type) circuit breakers • 3 wire • 120/240VAC

MFG #	AMPS	BOX	CIRCUITS
MFG #G1224B1100CU <b>660320</b>	100A	12-24	1
MFG #G2020B1100CU <b>660322</b>	100A	20-20	1
MFG #G3030B1100CU <b>660324</b>	100A	30-30	1
MFG #G2040B1200CU <b>660330</b>	200A	20-40	1
MFG #G3040B1200CU <b>660332</b>	200A	30-40	1
MFG #G4040B1200CU <b>660334</b>	200A	40-40	1

**SIEMENS** 




## OUTDOOR SINGLE PHASE MOBILE HOME PANEL

- With main breaker feed-thru and lugs
- 3 wire • 120/240VAC

MFG #	ALUMINUM BUS AMPS	MAX. AMPS	MAX. CIRCUITS
MFG #W0204MB1100 <b>609590</b>	100A	2-4	1
MFG #W0404MB1200CT (INCLUDES HUB) <b>609591</b>	200A	4-4	1

**SIEMENS** 

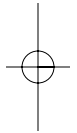


## OUTDOOR SINGLE PHASE MOBILE HOME PANEL

- With main breaker feed-thru and lugs
- 3 wire • 120/240VAC

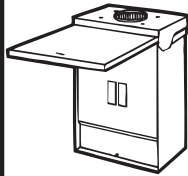
MFG #	BOX	CIRCUITS
MFG #W0816B1200CT <b>660348</b>	200A 8-16	1

LOADCENTERS



# LOADCENTERS AND DISCONNECTS

**SIEMENS** 

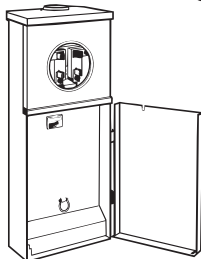


## OUTDOOR MAIN LUG ONLY SINGLE PHASE LOADCENTER

- For use with Siemens Q series (QP series) circuit breakers • 3 wire • 120/240VAC

ALUMINUM BUS	MAX. AMPS	MAX. CIRCUITS		
MFG #W0204ML1060				
<b>609565</b>	60A	2-4	BOX	1
MFG #W0408ML1125U				
<b>609567</b>	125A	4-8	BOX	1
COPPER BUS				
MFG #W0816ML1125CU				
<b>609569</b>	125A	8-16	BOX	1

**SIEMENS** 




## 200 AMP METERED SERVICE EQUIPMENT PANEL

- Ring type • Raintight for outdoor use
- Includes 200 amp main breaker and 8 spaces for additional breakers (8 single pole or 4 double pole) • Overhead feed

MFG #MC0816B1200T

**660875 (643875)** | 1 |

**SIEMENS** 



## VALUE PACK INDOOR MAIN BREAKER RENOVATION LOADCENTER

- Copper bus • For use with Siemens Q series (QP type) circuit breakers • Single phase
- 3 wire • 120/240VAC • #660012 Includes 2 - 15A SP and 1 - 30A DP breakers
- #660013 includes 6 - 20A SP breakers
- #660014 includes 6 - 20A SP, 1 - 30A DP, and 1 - 50A DP breakers

MAX. AMPS MAX. CIRCUITS

MFG #E1020MB1100FCGP

<b>660012</b>	100A	10-20	1	
MFG #G2020B1100CP				
<b>660013</b>	100A	20-20	1	
MFG #G3040B1200CP				
<b>660014</b>	200A	30-40	1	

**SIEMENS** 



## OUTDOOR SPA PANEL

- For outdoor applications requiring the use of ground fault protection, such as hot tubs
- Factory installed 2-pole GFCI breaker

MAX. AMPS MAX. CIRCUITS

MFG #W0408L1125SPA50

<b>660011</b>	125A	2-4	1	
---------------	------	-----	---	--

**SIEMENS** 

## OUTDOOR METER/PANEL COMBO



- Single phase 120/240VAC
- Includes main breaker
- Overhead or underground feed
- Surface mount - requires Type RX hub
- For use with Siemens Q series (QP type) circuit breakers

RING TYPE MAX. AMPS MAX. CIRCUITS

MFG #MC1224B1100SEC

<b>660016</b>	100A	12-24	1	
---------------	------	-------	---	--

MFG #MC2442B1200SEC

<b>660017</b>	200A	24-42	1	
---------------	------	-------	---	--

MFG #MC2040B1150

<b>660019</b>	150A	20-40	1	
---------------	------	-------	---	--

MFG #MC2040B1200

<b>660020</b>	200A	20-40	1	
---------------	------	-------	---	--

RINGLESS TYPE

MFG #MC2040MB1150R

<b>660018</b>	150A	20-40	1	
---------------	------	-------	---	--

**SIEMENS**



## RX TYPE HUB

- For use with Siemens mobile home meter panel combo

MFG #EC38597

<b>660021</b>	1-1/4"	1		
---------------	--------	---	--	--

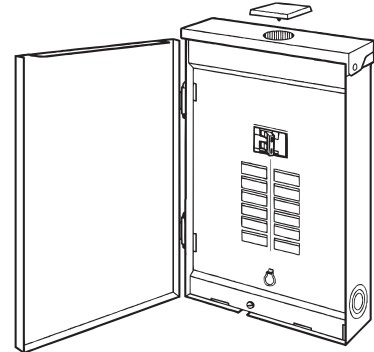
MFG #EC38598

<b>660022</b>	1-1/2"	1		
---------------	--------	---	--	--

MFG #S38599-2

<b>609594</b>	2"	1/10		
---------------	----	------	--	--

**SIEMENS** 



## OUTDOOR MAIN BREAKER SINGLE PHASE LOADCENTER

- With main breaker • For use with Siemens Q series (QP series) circuit breakers
- 3 wire • 120/240VAC

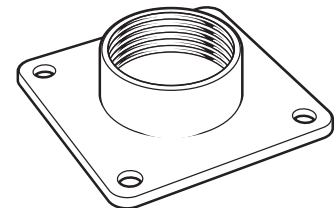
MFG #W1224B1100CU

<b>660349</b>	100A	12-24	BOX	1
---------------	------	-------	-----	---

MFG #W2040B1200CU

<b>660350</b>	200A	20-40	BOX	1
---------------	------	-------	-----	---

**SIEMENS**



## OUTDOOR SIEMENS LOADCENTER HUBS

- Fits all loadcenters through 200A

MFG #HS125

<b>609595</b>	1-1/4"	1		
---------------	--------	---	--	--

MFG #HS150

<b>609596</b>	1-1/2"	1		
---------------	--------	---	--	--

MFG #HS200

<b>609597</b>	2"	1		
---------------	----	---	--	--

DISCONNECTS


**ALL ITEMS ON THIS PAGE ARE SHIPPED  
DIRECT FROM THE FACTORY  
FREIGHT PREPAID ON ORDER OF \$900  
\$150 MINIMUM ORDER REQUIRED**



**SIEMENS**

**PROTECTIVE EQUIPMENT  
GENERAL DUTY  
SAFETY SWITCHES**

• General duty • Single throw




FUSIBLE	NEMA 1	AMP	FUSIBLE	NEMA 3R	AMP
<b>1660000</b>	MFG #GF222N	60 1	<b>1660009</b>	MFG #GF222NR	60 1
<b>1660001</b>	MFG #GF223N	100 1	<b>1660010</b>	MFG #GF223NR	100 1
<b>1660002</b>	MFG #GF224N	200 1	<b>1660011</b>	MFG #GF224NR	200 1
<b>1660003</b>	MFG #GF323N	100 1	<b>1660012</b>	MFG #GF323NR	100 1
<b>1660004</b>	MFG #GF324N	200 1	<b>1660013</b>	MFG #GF324NR	200 1
<u>NON FUSIBLE</u>			<u>NON FUSIBLE</u>		
<b>1660005</b>	MFG #GNF323	100 1	<b>1660014</b>	MFG #GNF322R	60 1
<b>1660006</b>	MFG #GNF324	200 1	<b>1660015</b>	MFG #GNF323R	100 1
<b>1660007</b>	MFG #GNF325	400 1	<b>1660016</b>	MFG #GNF324R	200 1
<b>1660008</b>	MFG #GNF326	600 1			

**SIEMENS**

**HEAVY DUTY  
SAFETY SWITCHES**

• Heavy duty • Single throw

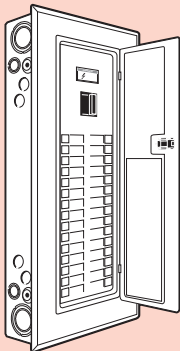


FUSIBLE INDOOR 3 POLE			FUSIBLE OUTDOOR 3 POLE		
		AMP			AMP
<b>1660017</b>	MFG #HF362	60 1	<b>1660024</b>	MFG #HF362R	60 1
<b>1660018</b>	MFG #HF363	100 1	<b>1660025</b>	MFG #HF363R	100 1
<b>1660019</b>	MFG #HF364	200 1	<b>1660026</b>	MFG #HF364R	200 1
<b>1660020</b>	MFG #HF365	400 1	<b>1660027</b>	MFG # HF365R	400 1
<u>3 POLE, 4 WIRE-600V</u>			<u>3 POLE 4 WIRE</u>		
<b>1660021</b>	MFG #HF362N	60 1	<b>1660028</b>	MFG #HF362NR	60 1
<b>1660022</b>	MFG #HF363N	100 1	<b>1660029</b>	MFG #HF363NR	100 1
<b>1660023</b>	MFG #HF364N	200 1	<b>1660030</b>	MFG #HF364NR	200 1

**SIEMENS**

**3 PHASE LOAD CENTERS**

• Copper bus load center



INDOOR MAIN BREAKER			OUTDOOR MAIN BREAKER		
		AMP			AMP
<b>1660031</b>	MFG #G3030MB3100CU	100 1	<b>1660041</b>	MFG #W3042MB3200CU	200 1
<b>1660032</b>	MFG #G2442MB3100CU	150 1	<b>1660042</b>	MFG #W4242MB3200CU	200 1
<b>1660033</b>	MFG #G3042MB3200CU	200 1	<b>1660043</b>	MFG #W4242MB3225CU	225 1
<b>1660034</b>	MFG #G4242MB3200CU	200 1			
<b>1660035</b>	MFG #G4242MB3225CU	225 1	<u>MAIN LUG</u>		
<b>1660036</b>	MFG #G1224ML3125CU	125 1	<b>1660044</b>	MFG #W2442ML3150CU	150 1
			<b>1660047</b>	MFG #W4242ML3225CU	225 1
<u>MAIN LUG</u>					
<b>1660037</b>	MFG #G2442ML3150CU	150 1			
<b>1660040</b>	MFG #G4242ML3225CU	225 1			

ELECTRICAL

# CIRCUIT BREAKERS

## CUTLER HAMMER UL CLASSIFIED REPLACEMENT FOR SQUARE D® TYPE QO

Cutler-Hammer type CHQ Classified Breakers are UL listed and have been classified by UL for use in place of Square D® type QO® Breakers in Square D® QO® UL listed Loadcenters listed here:

Q02L30S	Q012L125RB	Q020-30M150/RB	Q024L150	Q02L40RB
Q02-4L70F/S	Q012-24L125RB	Q024M150	Q030L150	Q02-4L70RB
Q06-12L100F/S	Q016-24L125RB	Q030M150/RB	Q012L200	Q06-12L100RB
Q06-12L100DF/S	Q024L125RB	Q020-40M200	Q030L200	Q08-16L100RB
Q08-16L100F/S	Q030L150RB	Q024M200	Q030-40L200	Q06-12L100RBCU
Q08-16L100DF/S	Q012L200RB	Q030M200/RB	Q042L225	Q08-16L100RBCU
Q06-12L100DFCU/S	Q030L200RB	Q020-30M200RB		
Q08-16L100DFCU/S	Q030-40L200RB	Q030-40M200	Q02TR	Q04-7M70TTS
	Q042L225RB	Q040M200/RB	Q02100BNF/S	Q020-30M150TF/S
Q012L125		Q040M225	Q02125BNF/S	Q020-40M200TF/S
Q012-24L125	Q012M100/RB		Q02L30TTS	
Q016-L125	Q016M100/RB	Q06-12M125FTRB	Q02-4L50TTS	
Q016-24L125	Q020M100/RB	Q08-16M150FTRB	Q02-4270TS	
Q020L125	Q024M100/RB	Q08-16M200FTRB	Q06-12L100TF/S	
Q020-24L125	Q024M125/RB	Q020-30L150	Q06-12L100DF/S	
Q024L125			Q08-16L100TF/S	
			Q08-16L100DF/S	

\*SQUARE D® and QO® are registered trademarks of the Square D® Company. Do not use in Series Rated Systems or in applications above 10,000 A.I.C. The following label is affixed to the side of each CHQ Circuit Breaker confirming the UL classification:

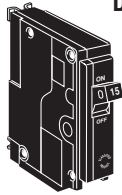
UND. LAB. INC. CLASSIFIED CIRCUIT BREAKER

THIS CIRCUIT BREAKER IS LISTED FOR USE IN CIRCUIT BREAKER ENCLOSURES AND PANELBOARDS INTENDED AND MARKED FOR ITS USE. THIS CIRCUIT BREAKER IS CLASSIFIED FOR USE WHERE THE AVAILABLE SHORT-CIRCUIT CURRENT IS 10 KA. 120/240VAC OR LESS. IN THE COMPATIBLE PANELBOARDS SHOWN IN PUBLICATION NO. 22932 PROVIDED WITH THIS CIRCUIT BREAKER, WHEN USED AS A CLASSIFIED CIRCUIT BREAKER. DO NOT USE IN EQUIPMENT CONNECTED TO CIRCUITS HAVING AN AVAILABLE SYSTEM SHORT-CIRCUIT CURRENT IN EXCESS OF 10 KA. 120/240VAC. IF ADDITIONAL INFORMATION IS NECESSARY, CONTACT CUTLER-HAMMER. 30-17008-3



Cutler-Hammer

### UL CLASSIFIED REPLACEMENT FOR SQUARE D® TYPE QO® SINGLE POLE BREAKER



- 3-position trip
- HACR rated 15-60 amps
- SWD rated 15 and 20 amps, single-pole
- Single phase, 3-wire, 10,000 A.I.C. maximum
- Terminals are AL/CU and suitable for use with 60°C or 75°C ampacity wire

MFG #CHQ115

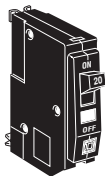
606905 15A BOX 1/10

MFG #CHQ120

606910 20A BOX 1/10

MFG #CHQ130

606915 30A BOX 1/10



### SINGLE POLE BREAKER

- One space required
- 120/240VAC
- Width is 3/4"
- 10,000 A.I.C.
- Switch duty rated

MFG #Q0115

606705 1P 15A 1/10

MFG #Q0120

606712 1P 20A 1/10

MFG #Q0130

606719 1P 30A 1/10

**SQUARE D** QO® With VSI-trip breakers (plug on type) fit QO® breaker load centers only.



Cutler-Hammer

### UL CLASSIFIED REPLACEMENT FOR SQUARE D® TYPE QO® DOUBLE POLE BREAKER



- 3-position trip
- HACR rated 15-60 amps
- Single phase, 3-wire, 10,000 A.I.C. maximum
- Terminals are AL/CU and suitable for use with 60°C or 75°C ampacity wire

MFG #CHQ220

606920 2P 20A BOX 1/5

MFG #CHQ230

606930 2P 30A BOX 1/5

MFG #CHQ240

606940 2P 40A BOX 1/5

MFG #CHQ250

606950 2P 50A BOX 1/5

MFG #CHQ260

606960 2P 60A BOX 1/5



### TWO POLE BREAKER

- 120V/240VAC
- HACR rated
- Width is 1-1/2"
- Two spaces required

MFG #Q0220

606803 2P 20A 1/5

MFG #Q0230

606810 2P 30A 1/5

MFG #Q0240

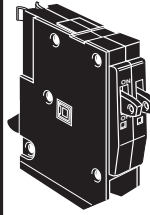
606817 2P 40A 1/5

MFG #Q0250

606824 2P 50A 1/5

MFG #Q0260

606831 2P 60A 1/5



### OLD STYLE TANDEM BREAKER

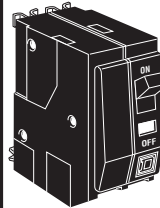
- For replacement use
- Two single poles - 1 space required
- These old style tandem breakers do not have pan rail hook
- Will fit old and new style panels

MFG #Q01515

606600 15/15A BOX 1/10

MFG #Q02020

606607 20/20A BOX 1/10



### LARGE CAPACITY TWO POLE BREAKER


- 120V/240VAC
- Two spaces required

MFG #Q0270

606838 2P 70A BOX 1/5

MFG #Q02100

606845 2P 100A BOX 1/5



### SINGLE POLE GFI BREAKER

- Helps provide protection against electrical shock
- For bathrooms, kitchens, workshops, pool side, outdoors and basements
- National Electrical Code requires GFCI

MFG #Q0120GFI

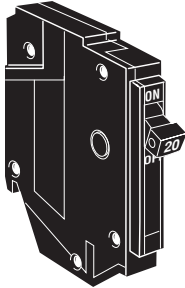
606621 1P BOX 1/42

# CIRCUIT BREAKERS

## G.E. BREAKERS



WHILE SUPPLIES LAST!



**SINGLE POLE  
1/2" THQP  
BREAKER**

- Thermal magnetic operation

MFG #THQP115

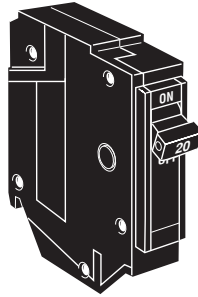
**608001** 1P 15A 1/20

MFG #THQP120

**608007** 1P 20A 1/12



WHILE SUPPLIES LAST!



**SINGLE POLE  
1" THQL  
BREAKER**

- Thermal magnetic operation

MFG #THQL115

**608021** 1P 15A 1/10

MFG #THQL120

**608028** 1P 20A 1/10

MFG #THQL130

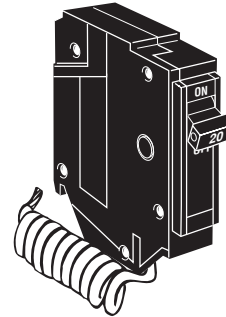
**608029** 1P 30A 1/10

MFG #THQL140

**608030** 1P 40A 1/10



WHILE SUPPLIES LAST!



**1" THQL  
GROUND FAULT  
INTERRUPTER**

MFG #THQL2160

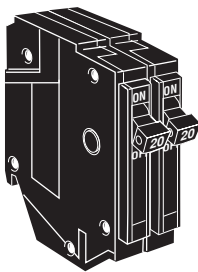
**608120** 1P 20A 1/10

MFG #THQL2150GFI

**608125** 2P 50A 1/5



WHILE SUPPLIES LAST!



**DOUBLE POLE  
1" THQP  
BREAKER**

- Thermal magnetic

MFG #THQP220

**608049** 2P 20A 1/10

MFG #THQP230

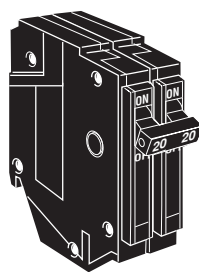
**608056** 2P 30A 1/10

MFG #THQP250

**608070** 2P 50A 1/10



WHILE SUPPLIES LAST!



**DOUBLE POLE  
2" THQL  
BREAKER**

- Thermal magnetic

MFG #THQL2115

**608084** 2P 15A 1/5

MFG #THQL2120

**608085** 2P 20A 1/5

MFG #THQL2130

**608090** 2P 30A 1/5

MFG #THQL2140

**608099** 2P 40A 1/5

MFG #THQL2150

**608100** 2P 50A 1/5

MFG #THQL2160

**608102** 2P 60A 1/5

MFG #THQL21100

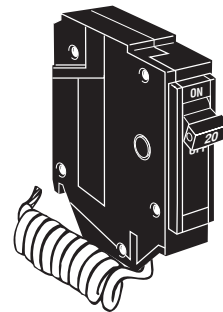
**608115** 2P 100A 1/5

MFG #THQL21125

**608116** 2P 125A 1



WHILE SUPPLIES LAST!



**120VAC  
ARC FAULT BREAKER**

MFG #THQL115AF

**608127** 1P 15A 1

MFG #THQL1120AF

**608128** 1P 20A 1

BREAKERS

# CIRCUIT BREAKERS

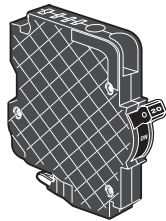
## FEDERAL COMPATIBLE CIRCUIT BREAKERS BY Unique Breakers, Inc.

ECONOMICAL ALTERNATIVE REPLACEMENT BREAKERS FOR EXISTING FEDERAL PACIFIC™ LOADCENTERS

THESE QUALITY CIRCUIT BREAKERS ARE LISTED WITH ETL (ELECTRICAL TESTING LABORATORY) AND CONFORM TO ANSI/UL STANDARD 489 REQUIREMENTS

NOTE: FEDERAL PACIFIC IS A REGISTERED TRADEMARK OF AMERICAN CIRCUIT BREAKER CORPORATION

Unique  
Breakers, Inc. 



### FEDERAL COMPATIBLE SINGLE POLE THIN BREAKER

- Fits Federal Pacific™ loadcenters
- Switch duty rated (SWD)
- 10,000 A.I.C. • CU/AL terminals
- 120VAC • 1/2" wide

MFG #UB1F-015

**607171** 1P 15A 1/6

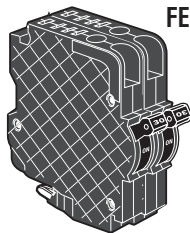
MFG #UB1F-020

**607173** 1P 20A 1/6

MFG #UB1F-030

**607175** 1P 30A 1/6

Unique  
Breakers, Inc. 



### FEDERAL COMPATIBLE TWO POLE BREAKER

- Fits Federal Pacific™ loadcenters
- HACR rated • 10,000 A.I.C.
- CU/AL terminals • 120/240 VAC
- 1" wide

MFG #UB1F-0220

**607271** 2P 20A 1/3

MFG #UB1F-0230

**607273** 2P 30A 1/3

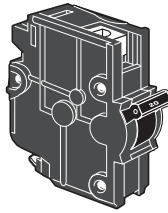
MFG #UB1F-0240

**607275** 2P 40A 1/3

MFG #UB1F-0250

**607277** 2P 50A 1/3

Unique  
Breakers, Inc. 



### FEDERAL COMPATIBLE SINGLE POLE BREAKER

- Fits Federal Pacific™ loadcenters
- Switch duty rated (SWD)
- 10,000 A.I.C. • CU/AL terminals
- 120 VAC • 1" wide

MFG #UB1F-15

**607181** 1P 15A 1/6


MFG #UB1F-20

**607183** 1P 20A 1/6

MFG #UB1F-30

**607185** 1P 30A 1/6

Unique  
Breakers, Inc. 



### FEDERAL COMPATIBLE TWO POLE BREAKER

- Fits Federal Pacific™ loadcenters
- HACR rated • 10,000 A.I.C.
- CU/AL terminals • 120/240 VAC
- 2" wide

MFG #UB1F-220

**607281** 2P 20A 1/3

MFG #UB1F-230

**607283** 2P 30A 1/3

MFG #UB1F-240

**607285** 2P 40A 1/3

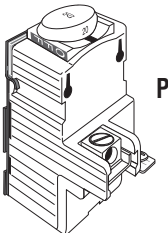
MFG #UB1F-250

**607287** 2P 50A 1/3

MFG #UB1F-260

**607289** 2P 60A 1/3

Unique  
Breakers, Inc. 



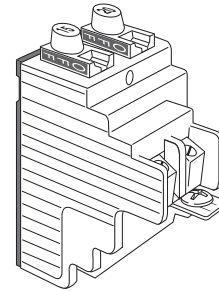
### PUSHMATIC COMPATIBLE SINGLE POLE BREAKER

- Fits pushmatic loadcenters
- 10,000 amp interrupting rating
- HACR and switch duty rated (SWD)
- Meets ANSI/UL489 standards
- 120 VAC

MFG #UPIP120

**607520** 1P 20A 1/24

Unique  
Breakers, Inc. 



### PUSHMATIC COMPATIBLE TWIN BREAKER

- Fits pushmatic loadcenters
- Two 1 pole breakers occupy the same single-pole space
- 10,000 amp interrupting rating
- HACR and switch duty rated (SWD)
- Meets ANSI/UL489 standards
- 120 VAC

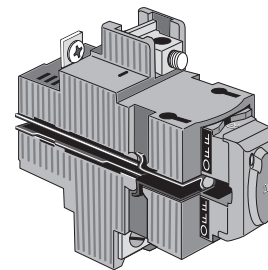
MFG #UBIP1515

**607535** 15-15A BOX 1/24

MFG #UBIP2020

**607536** 20-20A BOX 1/24

Unique  
Breakers, Inc. 



### PUSHMATIC COMPATIBLE DOUBLE POLE BREAKER

- Fits Pushmatic loadcenters
- 10,000 amp interrupting rating
- HACR and switch duty rated (SWD)
- Meets ANSI/UL489 standards
- 120/240 VAC

MFG #UBIP220

**607620** 20A BOX 1/24

MFG #UBIP230

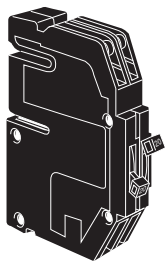
**607632** 30A BOX 1/24

# CIRCUIT BREAKERS

## ZINSCO BREAKERS CHALLENGER Q+R SERIES BREAKERS

Replacement breakers fit the original Zinsco panels and GTE-Sylvania panels. (No longer in production). 15 amp and 20 amp single pole Q and R breakers are Switching Duty Rated. 15 amp through 60 amp type Q breakers only are HACR rated. All breakers are 10,000 amp interrupting capacity (10,000 A.I.C.).

ZINSCO  
BY CHALLENGER 

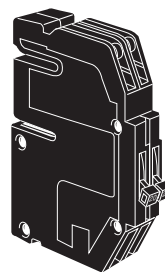


### HALF SIZE BREAKER

- Two 1 pole breakers in one 3/4" space • 120 VAC

MFG #RC38-15	<b>607405</b>	2-1P 15A BOX	1/24
MFG #RC38-20	<b>607408</b>	2-1P 20A BOX	1/24

ZINSCO  
BY CHALLENGER 



### HALF SIZE BREAKER

- One 2 pole breaker in one 3/4" space
- Common trip • For dryer, range, etc.
- 120/240 VAC

MFG #RC38-20	<b>607410</b>	2P 20A BOX	1/24
MFG #RC38-30	<b>607412</b>	2P 30A BOX	1/24
MFG #RC38-40	<b>607414</b>	2P 40A BOX	1/24
MFG #RC38-50	<b>607416</b>	2P 50A BOX	1/24
MFG #RC38-60	<b>607418</b>	2P 60A BOX	1/24

ZINSCO  
BY CHALLENGER 

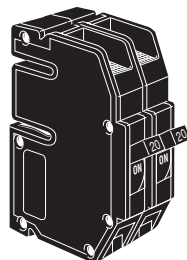


### FULL SIZE "Q" SERIES BREAKER

- One 1 pole breaker in one 3/4" space • 120/240 VAC

MFG #Q20	<b>607402</b>	1P 20A BOX	1/24
----------	---------------	------------	------

ZINSCO  
BY CHALLENGER 



### FULL SIZE "QC" SERIES BREAKER

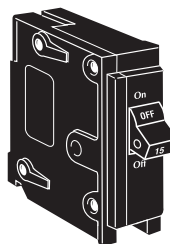
- Commonly found in apartments as main breaker • One 2 pole breaker in one 1-1/2" space

MFG #QCAL100	<b>607420</b>	2P 100A BOX	1/3
--------------	---------------	-------------	-----

Thomas&Betts    
US

WHILE SUPPLIES LAST!

### NON-CLASSIFIED INTERCHANGEABLE PLUG-IN SINGLE POLE BREAKER



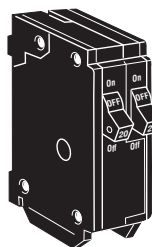
- HACR rated, thermal-magnetic
- Load terminal wire range #14—#4
- Rated for use with 60° C or 75° C wire
- 15 amp and 20 amp are switch duty rated
- 10,000 AIC • 120VAC • 1" wide

MFG #TB120	<b>608520</b>	1P	20A	BOX	1/12
MFG #TB130	<b>608530</b>	1P	30A	BOX	1/12
MFG #TB140	<b>608540</b>	1P	40A	BOX	1/12

Thomas&Betts    
US

WHILE SUPPLIES LAST!

### NON-CLASSIFIED INTERCHANGEABLE PLUG-IN TWIN BREAKER



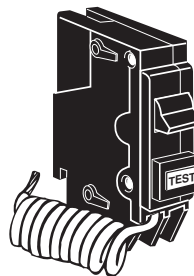
- Two-single poles type CTL
- HACR rated, thermal-magnetic 40° C
- Load terminal wire range #14—#4
- 10,000 A.I.C. • 120 VAC
- 1" wide (1/2" per pole)

MFG #TBBD1515	<b>608517</b>	2-1P	15A	BOX	1/12
---------------	---------------	------	-----	-----	------

Thomas&Betts    
US

WHILE SUPPLIES LAST!


### SINGLE POLE GROUND FAULT INTERRUPTER



MFG #GFB115	<b>608590</b>	1P	15A	BOX	1/20
-------------	---------------	----	-----	-----	------

BREAKERS


# CIRCUIT BREAKERS



## NON-CLASSIFIED INTERCHANGEABLE PLUG-IN DOUBLE POLE BREAKER

- HACR rated, thermal magnetic
- Load terminal wire range 15-50A #14—4, 60-125A #4—1/0 • Rated for use with 75°C wire on 100—125A • 10,000 A.I.C.
- 120/240VAC • 2" wide

MFG #	POLE	RATING	TYPE	WIDTH
MFG #TB220 <b>608620</b>	2P	20A	BOX	1/6
MFG #TB240 <b>608640</b>	2P	40A	BOX	1/6
MFG #TB250 <b>608650</b>	2P	50A	BOX	1/6



## MAIN BREAKER

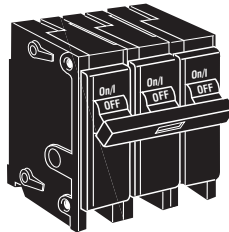
- Can be used as replacement main in Westinghouse Loadcenters (and also in some Bryant & Challenger) • 120/240VAC

MFG #	POLE	RATING	WIDTH
MFG #TBFP-200-2 <b>606117</b>	2 POLE	200A	1/5

## Thomas & Betts UL Classified Breakers

You can have the security of UL Classification for the ease of interchangeable\* breakers and the time-proven design of Thomas & Betts, all backed by T&B's high service and quality standards.

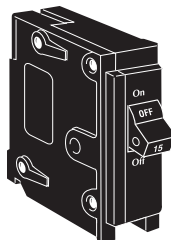
- Perfect for residential contractors who use products from a wide range of manufacturers
- These circuit breakers have earned the UL Classification Mark (UL File E162469)
- Meet electrical inspector's requirements for being a compatible replacement for those specific breakers previously referred to as "interchangeable" • Are mechanically interchangeable with those specific breakers sold in the U.S. today • Are suitable for use in most Westinghouse, Bryant, Challenger, Sylvania, GE, Murray, Siemens and T&B panelboards and are Classified to replace many of these as illustrated in the chart at right



## PLUG-IN BREAKER

- HACR rated • 3" per breaker
- 240VAC • 10,000 A.I.C.
- 60/75 wire AL/CU

MFG #	POLE	RATING	TYPE	WIDTH
MFG #TB340 <b>610040</b>	3P	40A	BOX	1/4



## UL CLASSIFIED SINGLE POLE BREAKER

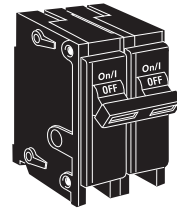
- HACR rated
- 1" per breaker
- 10,000 A.I.C.
- CU/AL lugs
- 120/240VAC

MFG #	POLE	RATING	TYPE	WIDTH
MFG #TB115C <b>609110</b>	1P	15A	BOX	1/12
MFG #TB120C <b>609120</b>	1P	20A	BOX	1/12
MFG #TB130C <b>609130</b>	1P	30A	BOX	1/12

Circuit Breaker Compatibility Chart

BRAND	TYPE	BRAND	TYPE
WESTINGHOUSE	BR	MURRAY	MP
BRYANT	BR	SIEMENS	QP
CHALLENGER	C	GENERAL ELECTRIC	THQL
SYLVANIA	C	THOMAS & BETTS	TB

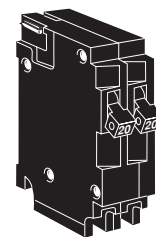
\*Refer to circuit breaker compatibility chart



## UL CLASSIFIED DOUBLE POLE BREAKER

- HACR rated • 2" per breaker
- 10,000 A.I.C. • 120/240VAC

MFG #	POLE	RATING	TYPE	WIDTH
MFG #TB220C <b>609220</b>	2P	20A	BOX	1/6
MFG #TB230C <b>609230</b>	2P	30A	BOX	1/6
MFG #TB240C <b>609240</b>	2P	40A	BOX	1/6
MFG #TB250C <b>609250</b>	2P	50A	BOX	1/6

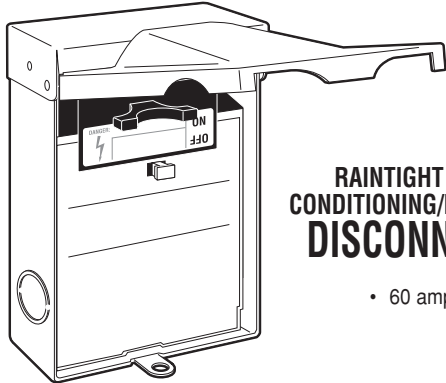


## DOUBLE POLE PLUG-IN BREAKER

- Fits Challenger and Thomas & Betts
- Half size • Type A • 1" wide (1/2" per pole)
- 120/240VAC • Half size • Type A

MFG #	POLE	RATING	TYPE	WIDTH
MFG #A220 <b>605628</b>	2P	20A	BOX	1/10
MFG #A230 <b>605635</b>	2P	30A	BOX	1/30
MFG #A240 <b>605642</b>	2P	40A	BOX	1/30





**RAINTIGHT AIR  
CONDITIONING/HEATING  
DISCONNECT**

• 60 amp

NON-FUSIBLE  
MFG #DPU222R

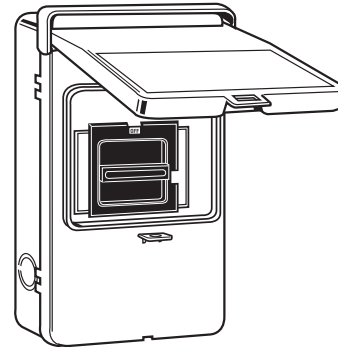
<b>643009</b>	60A		1	
---------------	-----	--	---	--

FUSIBLE  
MFG #DPF221R

<b>643014</b>	30A	2 FUSE	1/10	
---------------	-----	--------	------	--

MFG #DPF222R

<b>643021</b>	60A	2 FUSE	1/10	
---------------	-----	--------	------	--



**NON-METALLIC A/C  
DISCONNECT**

- Pullout type • Black, non-fusible • Most commonly used in coastal areas affected by rust due to moisture or salt spray
- 10 hp max 250V, 2 pole
- #2 to #14 CU/AL wire range • Back, bottom and side knockouts

NON FUSIBLE  
MFG #AC222URNMP

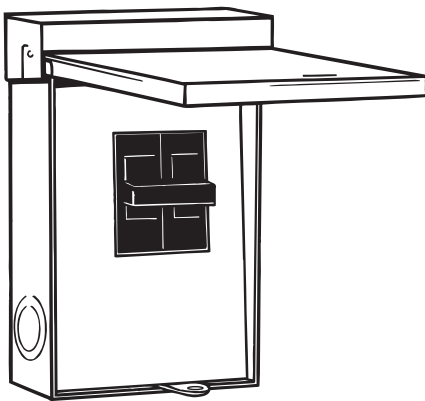
<b>643028</b>	60A		1/10	
---------------	-----	--	------	--

FUSIBLE  
MFG #AC221RNMP-A2

<b>643050</b>	30A		1/10	
---------------	-----	--	------	--

MFG #AC222RNMP-A2

<b>643051</b>	60A		1/10	
---------------	-----	--	------	--



**RAINTIGHT AIR CONDITIONER  
DISCONNECT**

- Grey enamel finish
- Factory installed non-automatic trip switch

MFG #DPB222RP

<b>641005</b>	60A		1	
---------------	-----	--	---	--



**RAINTIGHT AIR  
CONDITIONING/HEATING  
DISCONNECT**

NON-FUSIBLE  
MFG #DPU222RGF20

<b>643046</b>	WITH 20 AMP GFCI		1	
---------------	------------------	--	---	--

MFG #DPU222R12W

<b>643047</b>	1/2" WIRE HARNESS		1	
---------------	-------------------	--	---	--

MFG #DPU222R34W

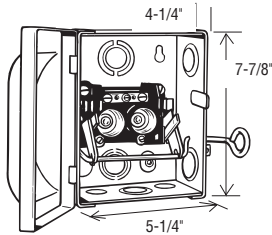
<b>643048</b>	3/4" WIRE HARNESS		1	
---------------	-------------------	--	---	--

FUSIBLE  
MFG #DPF222R

<b>643049</b>	3 PHASE 600 VAC		1/10	
---------------	-----------------	--	------	--

# SWITCHES AND FUSES

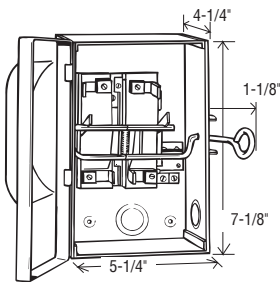
## SAFETY SWITCHES



### N-1 INDOOR SAFETY SWITCH

- Plug fuse type
- 2P + SN - 10 hp rating: 1-1/2—3

MFG #DP221NGB	MAX FUSE		
<b>641014</b>	30A	1/6	



### N-1 INDOOR SAFETY SWITCH

- Cartridge fuse type
- 2P + SN - 10 hp rating: 1-1/2—3

MFG #DG221NGB	MAX FUSE		
<b>641028</b>	30A	1	

## FUSES



### TIME DELAY TYPE "TL" GLASS PLUG FUSES

- 4 pack

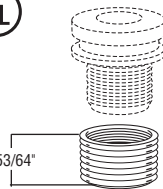
MFG #TL-15			PRICE PER BOX
<b>601280</b>	15A	BOX	
MFG #TL-20			
<b>601281</b>	20A	BOX	
MFG #TL-30			
<b>601282</b>	30A	BOX	



### REJECTION BASE TIME DELAY TYPE "SL" FUSES

- 4 pack

MFG #SL-15			PRICE PER BOX
<b>601277</b>	15A	BOX	
MFG #SL-20			
<b>601278</b>	20A	BOX	
MFG #SL-30			
<b>601279</b>	30A	BOX	



### TYPE "S" FUSE ADAPTER

- Adapters fit any regular Edison-base fuse holder for use with Type S fuses
- Cannot be removed once in place yet allows easy changing of Type S fuses


MFG #SA15			PRICE PER BOX
<b>602400</b>	7-15A	BOX	4/100



### MINI-BREAKER®

- Replaces old-style Edison base fuse with mini-breaker circuit protector
- Built-in time delay
- Convenient push-button design

MFG #VPKMB-15			
<b>791000</b>	15	1/10	
MFG #VPKMB-20			
<b>791001</b>	20	1/10	

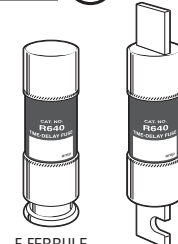


### ONE-TIME CARTRIDGE FUSE

- 250 volt N.E.C.
- Non-renewable

F-FERRULE K-KNIFE

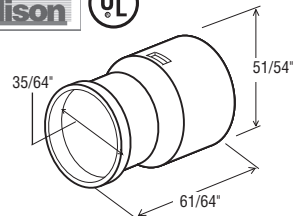
MFG #			PRICE PER FUSE
<b>602120</b>	15A F BOX	10/1000	
<b>602127</b>	20A F BOX	10/1000	
<b>602134</b>	30A F BOX	10/1000	
<b>602176</b>	40A F BOX	10/400	
<b>602183</b>	50A F BOX	10/400	
<b>602190</b>	60A F BOX	10/400	
<b>602197</b>	100A K BOX	5/140	



### TIME DELAY CARTRIDGE FUSE

- 250 volt
- Non-renewable
- Class RK

MFG #			PRICE PER FUSE
<b>602208</b>	15A F BOX	10/1000	
<b>602209</b>	20A F BOX	10/1000	
<b>602288</b>	30A F BOX	10/1000	
<b>602295</b>	40A F BOX	10/400	
<b>602302</b>	50A F BOX	10/400	
<b>602372</b>	60A F BOX	10/400	



### FUSE REDUCER

- Reduces fuse amperage - one clip size without adding length to the fuse
- Handy for replacement emergencies

MFG #263-R			
<b>602450</b>	60A TO 30A	BOX	1/10

FUSES

# ROMEX, CABLE AND CHEMICALS

**WE UPDATE OUR COMMODITY PRICES WEEKLY — PLEASE CALL FOR CURRENT SELLING PRICE**  
**OUR BUILDING WIRE PRICES FOLLOW THE MARKET ON A COMPETITIVE BASIS AND ARE SUBJECT TO CHANGE WITHOUT NOTICE.**

## ELECTRIPAK



### DUCT SEAL COMPOUND

- Seals around J-Boxes, flashings, service entries and more
- Resists cracking, drying, shrinking • Cuts and trims easily and can be painted immediately after application • 20°F to 212°F working temperature; -40°F to 250°F service temperature

441016 1 LB. 1/50



### WIRE PULLING LUBRICANT

- Wax base for rubber, plastic, vinyl
- Non-toxic, non-staining • High temperature stability to 200°F (93°C) • 1 quart

823113 1/12

## ELECTRIPAK / BLACKBURN



### ALUMINUM OXIDE INHIBITOR

- Seals out oxygen and moisture
- Inhibits aluminum oxidation in electrical connections
- Temperatures from 460°F down to 0°F
- Non-toxic • 4 oz.

823112 1/12



### PLASTIC JACKET NON-METALLIC ROMEX

- All copper conductors with full size ground wire
- Conveniently coiled pre-cut lengths for smaller jobs

10/2 NMBWG	SIZE	BOX	1/10
648127	25 FT.	BOX	1/10
648126	50 FT.	BOX	1/10
648125	100 FT.	BOX	1/5
14/2 NMBWG	SIZE	BOX	1/10
648130	25 FT.	BOX	1/10
648129	50 FT.	BOX	1/10
648128	100 FT.	BOX	1/5




### PLASTIC JACKET NON-METALLIC ROMEX

- All copper conductors with full size ground wire



PRICE PER FOOT  
ORDER IN MULTIPLES SHOWN

	SIZE	250 FT.
648145	14/2	250 FT.
648131	12/2	250 FT.
648117	10/2	250 FT.
648135	8/2	125 FT.
648136	6/2	125 FT.
<u>3 CONDUCTOR</u>		
648152	14/3	250 FT.
648138	12/3	250 FT.
648124	10/3	250 FT.
648110	8/3	125 FT.
648103	6/3	125 FT.



### PLASTIC JACKET 1000' REELS ROMEX



2 CONDUCTOR

	SIZE	1000'/REEL	1000
648146	14/2	1000'/REEL	1000
648132	12/2	1000'/REEL	1000
<u>3 CONDUCTOR</u>			
648134	Δ 14/3	1000'/REEL	1000
648140	Δ 12/3	1000'/REEL	1000



PRICE PER FOOT  
ORDER IN MULTIPLES SHOWN



### TYPE UF DIRECT BURIAL UNDERGROUND FEEDER CABLE

- All copper conductors with full size ground wire



PRICE PER FOOT  
ORDER IN MULTIPLES SHOWN

	SIZE	250 FT.
648222	14/2	250 FT.
648208	12/2	250 FT.
648201	10/2	250 FT.
<u>THREE CONDUCTOR</u>		
648215	12/3	250 FT.



### DIRECT BURIAL- TYPE UF 1000' REELS UNDERGROUND FEEDER CABLE

- Two conductor with ground
- All copper conductors with full size ground wire



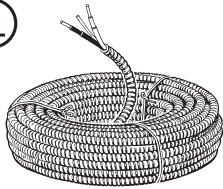
PRICE PER FOOT  
ORDER IN MULTIPLES SHOWN

	SIZE	1000'/REEL	1000
648223	Δ 14/2	1000'/REEL	1000
648209	Δ 12/2	1000'/REEL	1000

Δ AVAILABLE IN REGIONAL WAREHOUSES ONLY SHIPPED TRUCKLINE ONLY

# ARMORED CABLE & BUSHINGS AND COPPER WIRE


**WE UPDATE OUR COMMODITY PRICES WEEKLY — PLEASE CALL FOR CURRENT SELLING PRICE  
OUR BUILDING WIRE PRICES FOLLOW THE MARKET ON A COMPETITIVE BASIS AND ARE SUBJECT TO CHANGE WITHOUT NOTICE.**



## STEEL 250 FOOT COIL ARMORED CABLE (BX)

- Steel interlocked armor • Bare aluminum bonding strip
- THHN solid 90°C insulation • 600 volts AC
- Includes bushings

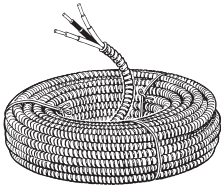
TWO CONDUCTOR		SIZE		250 FT.	PRICE PER FOOT ORDER IN MULTIPLES SHOWN
<b>648300</b>		14/2	COIL		
<b>648308</b>		12/2	COIL		
THREE CONDUCTOR		SIZE		250 FT.	
<b>648304</b>		14/3	COIL		
<b>648312</b>		12/3	COIL		



## ARMORED CABLE ANTI-SHORT BUSHINGS

- Size 0 fits 14/2, 14/3, 12/2, AC and MC

<b>648332</b>	35/BAG	1/25	
---------------	--------	------	--



## ALUMINUM 250 FOOT COIL METAL CLAD CABLE (MC)

- Aluminum interlocked armor • Green insulated ground
- THHN solid 90°C insulation • 600 volts AC
- Meets UL 1569, NEC article #334 • Dry locations only
- Includes bushings

TWO CONDUCTOR WITH GROUND		SIZE		250 FT.	PRICE PER FOOT ORDER IN MULTIPLES SHOWN
<b>648316</b>		14/2	COIL		
<b>648324</b>		12/2	COIL		
THREE CONDUCTOR WITH GROUND		SIZE		250 FT.	
<b>648320</b>		14/3	COIL		
<b>648328</b>		12/3	COIL		



## COPPER THHN SOLID WIRE

- Solid, single conductor • 90°C temperature rated • 600V max.
- Can be used as tracer wire with underground plastic tubing installations

14 GAUGE			500 FT.	PRICE PER FOOT, PLEASE ORDER PER FOOT ORDER IN MULTIPLES SHOWN
<b>648551</b>	BLACK			
<b>648544</b>	WHITE			
<b>648537</b>	RED			
<b>648530</b>	GREEN			
12 GAUGE			500 FT.	
<b>648523</b>	BLACK			
<b>648516</b>	WHITE			
<b>648509</b>	RED			
<b>648502</b>	GREEN			
<b>648505</b>	BLUE			

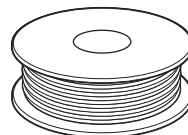
ELECTRICAL



## HEALTH CARE FACILITIES CABLE

- Aluminum interlocked armor • Insulated bushing included • THHN Solid 90C insulation
- 600 volts AC • Meets UL 1581, NEC article 517
- MAY NOT BE USED ON EMERGENCY CIRCUITS IN A HEALTHCARE SETTING

MFG #2804G42-00					
<b>641029</b>	12/2	250 FT.	COIL		
MFG #2805G42-00					
<b>641030</b>	12/3	250 FT.	COIL		



## BARE SOLID COPPER GROUNDING WIRE

PRICE PER FOOT  
ORDER IN MULTIPLES SHOWN

<b>648610</b>	315 FT.
<b>648611</b>	200 FT.

**SEE OUR COMPLETE LISTING OF MC AND BX FITTINGS ON PAGE 863 - 864**

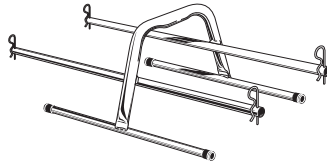


**COPPER THHN STRANDED WIRE**



PRICE PER FOOT.  
PLEASE ORDER PER FOOT  
ORDER IN MULTIPLES SHOWN

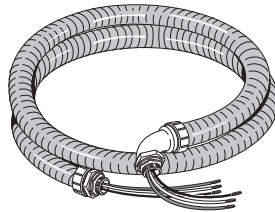
14 GAUGE		
648575	BLACK	500 FT.
648576	WHITE	500 FT.
648578	RED	500 FT.
648577	GREEN	500 FT.
648579	BLUE	500 FT.
12 GAUGE		
648585	BLACK	500 FT.
648586	WHITE	500 FT.
648588	RED	500 FT.
648587	GREEN	500 FT.
648589	BLUE	500 FT.
648590	YELLOW	500 FT.
10 GAUGE		
648595	BLACK	500 FT.
648596	WHITE	500 FT.
648598	RED	500 FT.
648597	GREEN	500 FT.
648594	BLUE	500 FT.
8 GAUGE		
648599	BLACK	500 FT.
648601	GREEN	500 FT.
6 GAUGE		
648600	BLACK	500 FT.
4 GAUGE		
648605	BLACK	500 FT.



**PROFESSIONAL HANDY CARRY WIRE TOTE**

- Constructed of steel tubing with premium safety yellow powder coat finish
- Holds 8 reels 7" diameter or 4 reels 6" to 10" in diameter • Spring clip allows for easy reel changes • Allows any number of wire to be pulled at same time
- 22-1/2"W x 13-1/2"D x 9-1/2"H

823890	BULK	1/6	
--------	------	-----	--



**AIR CONDITIONER OR UNIT EQUIPMENT WIRING WHIP**

- Preassembled flexible wire whip
- Includes non-metallic fittings - one straight and one 90° • Liquid tight conduit is non-metallic

3-#8THHN			
647805	1/2" x 4 FT.	BAG	1/20
647810	1/2" x 6 FT.	BAG	1/15
3-#10THHN			
647815	3/4" x 4 FT.	BAG	1/10
647820	3/4" x 6 FT.	BAG	1/10



**LIGHTING FIXTURE WIRE WHIP**

- Aluminum interlocked armor
- Insulated bushing included

MEG #8006			
641031	14/3	6 FT.	



**GLASS BRAIDED APPLIANCE WIRE**

- 14 gauge black/red/white
- 600 volt, 400°, 14 gauge
- High temperature glass braided silicone rubber insulation

631447	25 FT.	1/20	
--------	--------	------	--




**THERMOSTAT WIRE**

- .032 diameter solid copper, insulated with .012 polyethylene • 18 gauge is UL CL-2 jacket per Article 725
- Vinyl jacket is sunlight resistant
- Order quantity of 1 is 1 spool



20 GAUGE VINYL JACKETED	FT PER SPOOL	SHIPPED IN FULL SPOOLS	
648817	2-WIRE 500	1/2	
648824	3-WIRE 500	1/2	
648827	4-WIRE 250	1/2	
648831	5-WIRE 250	1/2	
648845	8-WIRE 250	1/4	
18 GAUGE UL LISTED TYPE CL2			
648846	2-WIRE 500	1/2	
648847	3-WIRE 500	1/2	
648848	4-WIRE 250	1/2	
648849	5-WIRE 250	1/2	
648851	8-WIRE 250	1/2	



**VINYL LAMP ZIP CORD**

- 250 feet per spool

18-2 GAUGE, SPT-1		PRICE PER SPOOL	
649412	BROWN	1/8	
649405	WHITE	1/8	
649430	GOLD	1/8	
16-2 GAUGE, SPT-2			
649426	BROWN	1/2	
649419	WHITE	1/2	

BUILDING WIRE

# CABLE AND POWER CORDS



## VINYL CABLE

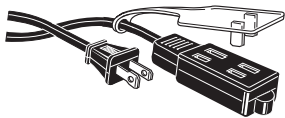
- Make your own length power cords • Orange
- SJTWA • 250 feet per spool

16/3 GAUGE	14/3 GAUGE	12/3 GAUGE	PRICE PER SPOOL
<b>649209</b>			1
	<b>649216</b>		1
		<b>649223</b>	1

### Cord Selection Table

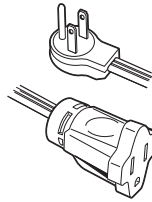
HP OF MOTOR (SINGLE PHASE)	AMPS	WATTS	GAUGE IF UP TO 50'	GAUGE IF OVER 50'
1/4 & 1/3	7	875	18	18
1/2	10	1250	18	16
3/4	13	1625	16	14
1	15	1875	14	12
1-1/2	20	2500	12	10

## POWER CORDS



### 16-2 SPT-2 HOUSEHOLD EXTENSION CORD

6 FOOT	<b>645205</b>	BROWN	1/50	
	<b>645303</b>	WHITE	1/50	
9 FOOT	<b>645212</b>	BROWN	1/50	
	<b>645310</b>	WHITE	1/50	
12 FOOT	<b>645219</b>	BROWN	1/50	
	<b>645317</b>	WHITE	1/50	
15 FOOT	<b>645226</b>	BROWN	1/50	
	<b>645324</b>	WHITE	1/50	



### 15A - 125V 14/3 SPT-3 FLAT APPLIANCE EXTENSION CORD

- For air conditioner, microwave, etc.

<b>647522</b>	6 FT.	SLEEVE	1/24	
<b>647529</b>	9 FT.	SLEEVE	1/12	
<b>647508</b>	12 FT.	SLEEVE	1/12	
<b>647515</b>	15 FT.	SLEEVE	1/12	



### 2-WIRE OUTDOOR ROUND EXTENSION CORD

- Medium duty • 16 gauge, safety orange color
- Super-flex PVC vinyl, all weather -35°C to 60°C
- Meets OSHA specs for outdoor and indoor use

<b>647240</b>	25 FT.	SLEEVE	1/12	
<b>647243</b>	50 FT.	SLEEVE	1/12	
<b>647247</b>	100 FT.	SLEEVE	1/6	




### OUTDOOR ROUND EXTENSION CORD


- Orange • Super-flex PVC vinyl all weather
- -35°C to 60°C • Meets OSHA specs for outdoor and indoor use

<b>MEDIUM DUTY</b>				
<small>16/3 SJTW-A 1625W</small>				
<b>647305</b>	10 FT.	SLEEVE	1/12	
<b>647200</b>	25 FT.	SLEEVE	1/12	
<b>647207</b>	50 FT.	SLEEVE	1/12	
<b>647214</b>	100 FT.	SLEEVE	1/6	
<b>HEAVY DUTY</b>				
<small>14/3 SJTW-A 1875W</small>				
<b>647221</b>	25 FT.	SLEEVE	1/12	
<b>647228</b>	50 FT.	SLEEVE	1/8	
<b>647235</b>	100 FT.	SLEEVE	1/4	
<small>12/3 SJTW-A 1875W</small>				
<b>647202</b>	25 FT.	SLEEVE	1/12	
<b>647312</b>	50 FT.	SLEEVE	1/6	
<b>647319</b>	100 FT.	SLEEVE	1/4	

# POWER CORDS AND GFCI'S



POWER CORDS

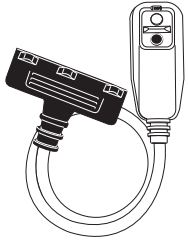
 **OUTDOOR/INDOOR TRIPLE OUTLET POWER BLOCK**



- Heavy duty • Orange vinyl

	WIRE SIZE	LENGTH		
<b>646010</b>	14-3 SJT	25 FT.	1/12	
<b>646017</b>	14-3 SJT	50 FT.	1/8	


  **GFCI TRIPLE TAP**

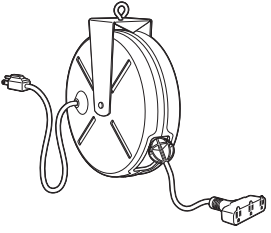


- 125V/15A • Right angle GFCI plug and triple tap • NEMA 5-15 P and three 5-15 R 2 foot cord • 12/3 AWG SJTW cord
- Class "A" GFCI • Red LED "POWER ON" indicator • UL rainproof rated for indoor or outdoor use

MFG #30334-008



<b>621002</b>	SLEEVE	1/18		
---------------	--------	------	--	--

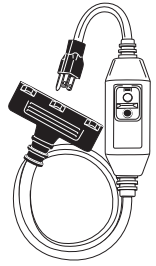
 **RETRACTABLE POWER BLOCK EXTENSION CORD REEL**



- 30 feet of 16/3 SJT cord
- Orange cord with 3 grounded outlets powers up to 10 amps total
- Black metal case and reel

<b>625055</b>	30 FT.	BOX	1/4	
---------------	--------	-----	-----	--



  **GFCI TRIPLE TAP**

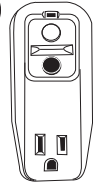


- 125V/15A • Triple tap with in-line GFCI
- NEMA 5-15 P and three 5-15 R taps
- 3 foot 12/3 AWG SJTW cord
- Safety yellow • Best suited for being plugged into extension cords
- Red LED "POWER ON" indicator
- UL rainproof rated for indoor or outdoor use

MFG #30338-024

<b>621003</b>	SLEEVE	1/18		
---------------	--------	------	--	--



  **3-WIRE GFCI ADAPTER PLUG**

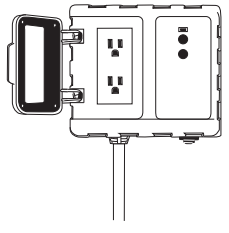


- Single outlet GFCI adapter plug • 125V, 15A, class "A" GFCI
- NEMA 5-15 P&R • Safety yellow • Pushbutton reset
- UL rainproof rated for indoor or outdoor use
- Compact and portable

MFG #30339-005

<b>621000</b>	SLEEVE	1/63		
---------------	--------	------	--	--



  **GFCI DUPLEX**



- 125V/15A • Duplex outlet box with two NEMA 5-15 R GFCI outlets
- 6 foot 12/3 AWG SJTW cord with NEMA 5-15 P plug • 15A circuit breaker
- Safety yellow • Additional circuit breaker for over-current protection • Side flip cover provides easy outlet access
- GFCI circuitry separate from outlets

MFG #30322-001

<b>621004</b>	SLEEVE	1/10		
---------------	--------	------	--	--



  **GFCI PROTECTED QUAD OUTLET BOX**




- Portable protection against hazardous shock • 125V/15A rated
- Class "A" portable GFCI for personal protection • Right angle GFCI plug, NEMA 5-15 P and 9 feet of 12/3 gauge SJTW cord
- Quad outlet box with 4 NEMA 5-15 R outlets, each with a separate cover for protection • Lighted power "ON/OFF" rocker switch on the quad box and an LED "Power ON" indicator • 15 amp circuit breaker for over current protection • Ideal for any job requiring OSHA compliance • Protects multiple power tools, pumps, lighting, etc.

MFG #30334-052

<b>621001</b>	SLEEVE	1/10		
---------------	--------	------	--	--

  **IN-LINE GFCI CORD SET**



- 125V/15A, class "A" GFCI
- 12/3 AWG SJTW 18" cord
- Safety yellow • Turns a plain extension cord into a GFCI protected cord
- Red LED "POWER ON" indicator

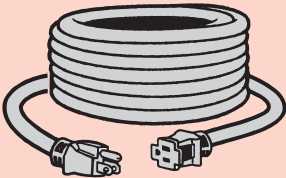
MFG #30338-018

<b>621005</b>	SLEEVE	1/24		
---------------	--------	------	--	--

# FACTORY DIRECT

**ALL ITEMS ON THIS PAGE ARE SHIPPED DIRECT FROM THE FACTORY**  
**FREIGHT PREPAID ON ORDERS OF \$1500 OR MORE**  
**\$1500 MINIMUM ORDER REQUIRED**


FOR MORE INFORMATION ON FACTORY DIRECT PRODUCTS CALL 1-800-200-2661



## KALEIDOSCOPE OF COLORS EXTENSION CORD

- Distinctive contrasting color stripe extruded right into the jacket
- Better way to identify your power cords and prevent them from getting lost at jobsites • Water resistant and flame retardant
- Ultra flexible "Generation - 2™" construction provides flexibility below freezing • 12/3 SJTW

MFG #	LENGTH	CORD COLOR	ORDER IN MULTIPLES SHOWN
MFG #02548.00.54			
<b>1621670</b>	50 FT.	PINK/PURPLE	6
MFG #02549.00.54			
<b>1621672</b>	100 FT.	PINK/PURPLE	4
MFG #02548.00.52			
<b>1621676</b>	100 FT.	YELLOW/GREEN	4
MFG #02548.00.64			
<b>1621678</b>	50 FT.	YELLOW/BLUE	6
MFG #02549.00.64			
<b>1621680</b>	100 FT.	YELLOW/BLUE	4
MFG #02548.00.NV			
<b>1621682</b>	50 FT.	BLUE/WHITE	6
MFG #02549.00.NV			
<b>1621684</b>	100 FT.	BLUE/WHITE	4
MFG #02548.00.ZZ			
<b>1621686</b>	50 FT.	GREEN/PINK	6
MFG #02549.00.ZZ			
<b>1621688</b>	100 FT.	GREEN/PINK	4




## ARTIC BLUE™ TPE RUBBER ALL-WEATHER EXTENSION CORD

- Designed for use by contractors and industrial personnel
- Made for extreme climate conditions at temperatures from -58°F to +221°F • One-third lighter than ordinary cords • Superior resistance to sunlight, ozone, cracking, oils and chemicals • Resistant to abuse, rough handling and wear • SJEO-300V

EXTRA HEAVY DUTY	MFG #	LENGTH	ORDER IN MULTIPLES SHOWN
<b>1621100</b>	#01687.00.02	12/3 25 FT.	12
<b>1621105</b>	#01688.00.02	12/3 50 FT.	6
<b>1621110</b>	#01689.00.02	12/3 100 FT.	4
ULTRA HEAVY DUTY	MFG #	LENGTH	ORDER IN MULTIPLES SHOWN
<b>1621115</b>	#01778.00.02	10/3 50 FT.	4
<b>1621120</b>	#01779.00.02	10/3 100 FT.	4

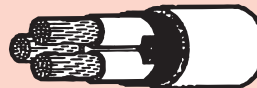
COLEMAN CABLE



## GFCI OUTDOOR EXTENSION CORD

- For use by contractors and industrial personnel • High visibility NUFLEX-2™ jacket protects against rough use and added flexibility at below freezing temperatures • Molded-on and bonded vinyl female connectors and mechanical GFCI male plug • 12/3-SJTW-A-300V

MFG #	TYPE	LENGTH	ORDER IN MULTIPLES SHOWN
MFG #04168.00.06			
<b>1621010</b>	TRIPLE TAP	50 FT.	6
MFG #02569.00.06			
<b>1621035</b>	OUTDOOR	100 FT.	4



## OUTDOOR PORTABLE POWER CORD

- Jacketed for long life with NUFLEX-2™ cold weather vinyl compound for a service range of -30°F to +140°F • Outstanding durability and flexibility at low temperatures • Resistant to sunlight, oil, grease, ozone, moisture, most chemicals, abrasion and abuse
- Vinyl jacketed • 3 COND-SJTW-A-300V


MFG #	LENGTH	ORDER IN MULTIPLES SHOWN
MFG #23386		
<b>1621040</b>	16/3 250 FT.	1
MFG #23386-500		
<b>1621045</b>	16/3 500 FT.	1
MFG #23387-50		
<b>1621055</b>	14/3 250 FT.	1
MFG #23387-500		
<b>1621060</b>	14/3 500 FT.	1
MFG #23388-250		
<b>1621070</b>	12/3 250 FT.	1
MFG #23388-500		
<b>1621075</b>	12/3 500 FT.	1
MFG #23389-250		
<b>1621085</b>	10/3 250 FT.	1
MFG #23389-500		
<b>1621090</b>	10/3 500 FT.	1



**SURFACE RACEWAY SYSTEM**



**WHILE SUPPLIES LAST!**



**SURFACE METAL RACEWAY  
TEE FITTING**

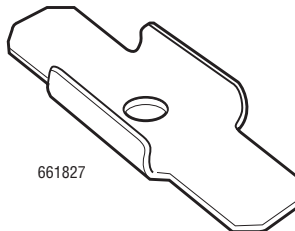
- Ivory, metal

MFG #SMS5715  
**661824**

1/50



**WHILE SUPPLIES LAST!**



**SURFACE METAL RACEWAY  
SUPPORTING CLIP  
AND COVER**

- Ivory, metal • #661828 covers the seams between raceway sections • #661827 mounts to the wall so raceway can be snapped into place

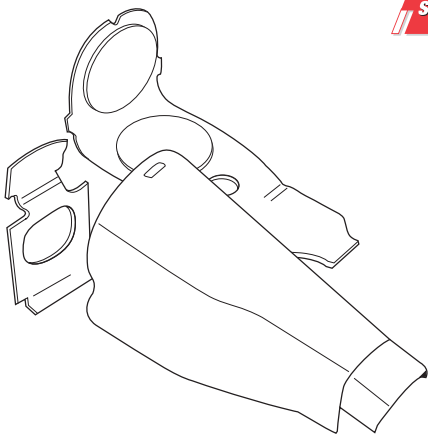
MFG #SMS506  
**661828**

Clip cover

1/50



**WHILE SUPPLIES LAST!**



**SURFACE METAL RACEWAY  
COMBINATION  
CONNECTOR/CLIP**


- Ivory, metal

MFG #SMS5785  
**661825**

1/10

RACEWAY

# SURFACE RACEWAY SYSTEM



**WHILE SUPPLIES LAST!**

## PVC RACEWAY SPLICE CONNECTOR, TEE, AND CONDUIT ADAPTER

- For use with TPR-100102A (#661830) PVC 1" raceway
- Almond finish

MFG.#FSC-100A

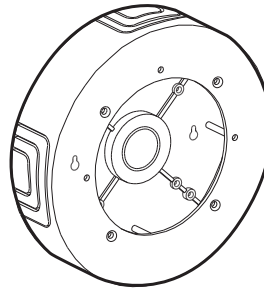
**661838** SPLICE CONNECTOR | 1/12

MFG.#FTC-100A

**661839** TEE | 1/12

MFG.#FCA-100A

**661840** CONDUIT ADAPTER | 1/12



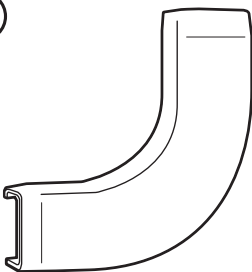
**WHILE SUPPLIES LAST!**

## PVC RACEWAY AND LATCH DUCT 5-1/2" DIAMETER FIXTURE BOX

- For use with TPR-100102 (#661830) and LDR-75102 (#661842) PVC duct • Almond finish

SWP2338A

**661834** | 1/12



**WHILE SUPPLIES LAST!**

## PVC LATCH DUCT ELBOWS

- 3/4" 90° elbows for use with LDR-75102 (#661842) PVC duct

MFG.#EBA-75A

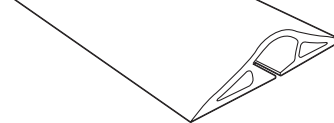
**661843** FLAT | 1/12

MFG.#FIC-75A

**661844** INTERNAL | 1/12

MFG.#FOC-75A

**661845** EXTERNAL | 1/12



**WHILE SUPPLIES LAST!**

## 2.5" WIDE PANCAKE MOLDING

MFG.#SWP1200-5A

**661847** ALMOND 5' | 1/10


MFG.#SWP1200-5G

**661848** GRAY 5' | 1/10

MFG.#SWP1200-10G

**661850** GRAY 10' | 1/5

RACEWAY



**WHILE SUPPLIES LAST!**


## PVC LATCH DUCT SPLICE CONNECTOR

- For use with LDR-75102A PVC latch duct
- Almond finish

MFG.#FSC-75A

**661846** | 1/12

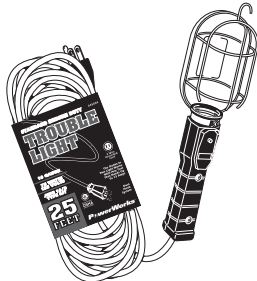
**WORK LIGHTS**



**SAFETY  
TROUBLE LIGHT**

- Safety colored vinyl cord • Vinyl handle • Metal socket and push-thru switch, plastic insulated swing guard • 18-2 SJT wire size
- 75 watt max bulb (not included)

<b>645030</b>	25 FT.	1/10		
---------------	--------	------	--	--



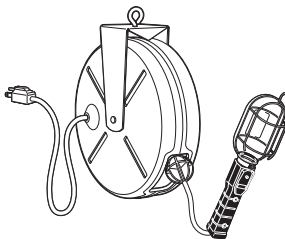
**3-WIRE GROUNDING TYPE  
INDUSTRIAL  
TROUBLE LIGHT**

- Safety colored vinyl cord • Vinyl handle with grounded receptacle
- Metal socket, push-thru switch and metal insulated swing guard
- 75 watt • 16/3 SJT wire size

<b>645044</b>	25 FT.	1/8		
<b>645058</b>	50 FT.	1/12		



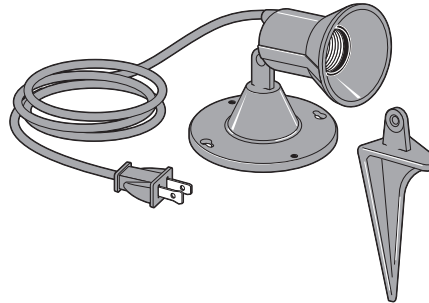
**WHILE  
SUPPLIES  
LAST!**



**INCANDESCENT RETRACTABLE  
CORD REEL WITH  
TROUBLE LIGHT**

- Light uses 75 watt medium base bulb (not included)
- Switch and one grounded outlet included • Black cord and black metal reel case • Hardware for ceiling or wall mount included
- Meets OSHA requirements for general purpose use


<b>645111</b>	16/3 SJT	30 FT.	BOX	1/4	
<b>645113</b>	18/3 SVT	50 FT.	BOX	1/4	



**WEATHERPROOF NON-METALLIC  
UTILITY LIGHT**

- Green • PAR 38 150 watt max • Spike or base mounting
- Six foot 18-2 SJT polarized power cord • Wing nut allows for multiple lighting angle adjustments

<b>671149</b>	DISPLAY BAG	1/12		
---------------	-------------	------	--	--




**CLAMP-ON REFLECTOR  
LIGHT**

- 6 foot, #18-2 conductor SPT-2 wire • Aluminum finish reflector
- On-off push-thru switch • Bulb not included

<small>60 WATT MAX</small> <b>645100</b>	<small>REFLECTOR</small> 5-1/2"	1/24		
<small>150 WATT MAX</small> <b>645114</b>	8-1/2"	1/24		

# RECEPTACLES


Pass & Seymour  
legrand 



## TRADEMASTER DUPLEX RECEPTACLE

- 15A-125V, 3-wire
- "U" grounding
- Side wire #12 or #14 AWG
- Speed wire #14 AWG only

		ORDER IN MULTIPLES SHOWN EXCEPT AT PICKUP	
MFG #3232ITU			
<b>611125</b>	IVORY	10	
MFG #3232WTU			
<b>611130</b>	WHITE	10	
MFG #3232TU			
<b>611120</b>	BROWN	10	
MFG #3232LATU			
<b>611115</b>	LIGHT ALMOND	10	




## DUPLEX RECEPTACLE

- Side wire #10 or #14, back wire #14 only
- 15A-125V, 3-wire, "U" ground

		ORDER IN MULTIPLES SHOWN EXCEPT AT PICKUP	
<b>611126</b>	IVORY	BOX	10/100
<b>611131</b>	WHITE	BOX	10/100

COOPER Wiring Devices 



## DUPLEX OUTLET

- 15A-125V, 2 wire
- Side wire terminals accept up to #12

MFG #736V			
<b>612193</b>	IVORY	1/10	
MFG #736W			
<b>612194</b>	WHITE	1/10	

Pass & Seymour  
legrand 

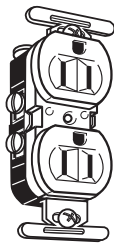


## SPECIFICATION GRADE DUPLEX RECEPTACLE

- 15 or 20A-125V, "U" ground
- NEMA 5-20R specification grade
- Large head screws will accommodate #10
- Side wire only

15 AMP			
MFG #CR15-I			
<b>611141</b>	IVORY	BOX	1/10
MFG #CR15-W			
<b>611143</b>	WHITE	BOX	1/10
20 AMP			
MFG #CR20-I			
<b>611145</b>	IVORY	BOX	1/10
MFG #CR20-W			
<b>611147</b>	WHITE	BOX	1/10

COOPER Wiring Devices 



## CO/ALR DUPLEX RECEPTACLE

- For direct connection to aluminum copper, or copper-clad
- 15A- 125V NEMA 5-15 R
- Depth is 3/4" from strap

MFG #5270V-BU			
<b>611150</b>	IVORY	BOX	1/10
MFG #5270W-BU			
<b>611151</b>	WHITE	BOX	1/10

COOPER Wiring Devices 




## INDUSTRIAL SPECIFICATION GRADE DUPLEX RECEPTACLE

- With screw cover guards
- 15A -125V, NEMA 5-15R
- Unique screw terminal guards provide fast, easy insulation from conductive surfaces
- High-impact and chemical-resistant nylon face

		ORDER IN MULTIPLES SHOWN EXCEPT AT PICKUP	
MFG #5252V			
<b>611148</b>	IVORY	BULK	10
MFG #5252W			
<b>611149</b>	WHITE	BULK	10

Pass & Seymour  
legrand 




## HOSPITAL GRADE RECEPTACLE

- High impact thermoplastic housing and face for greater impact strength
- Posi-Ground™ self grounding clips
- Brass strap and mounting screws
- Backwired and side wire
- 125 volt • Duplex receptacle

MFG #8200HI — 15 AMP			
<b>601021</b>	IVORY	BOX	1/10
MFG #8300HI — 20 AMP			
<b>601024</b>	IVORY	BOX	1/10
ORANGE FACE - ISOLATED GROUND			
MFG #IG8200 — 15 AMP			
<b>601022</b>	ORANGE	BOX	1/10
MFG #IG8300 — 20 AMP			
<b>601025</b>	ORANGE	BOX	1/10

COOPER Wiring Devices 

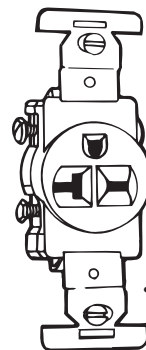


## HEAVY DUTY 2 POLE 3 WIRE GROUNDING OUTLET

- 20A-125V, single side wire

MFG #1877V			
<b>611164</b>	IVORY	BOX	1/10
MFG #1877W			
<b>611165</b>	WHITE	BOX	1/10


Pass & Seymour  
legrand 

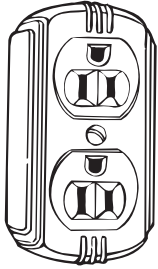


## HEAVY DUTY 2 POLE 3 WIRE GROUNDING OUTLET

- 20A-250V, single side wire

<b>611178</b>	IVORY	BOX	1/50
<b>611171</b>	BROWN	BOX	1/10
<b>611179</b>	WHITE	BOX	1/100

**COOPER** Wiring Devices 




**SURFACE MOUNT  
DUPLEX  
RECEPTACLE**

- Parallel grounding double tap (duplex)
- Rated 15A-125V
- Notched cover to accommodate "SPT" style cable

**611157** IVORY BOX | 1/10





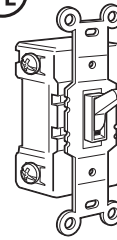
**SINGLE POLE  
WALL  
SWITCH**

- Side or back wire
- 15A-120V

WITH GROUND SCREW

<b>610571</b>	IVORY	BULK	1/10
<b>610578</b>	WHITE	BULK	1/10
<b>610555</b>	BROWN	BULK	1/10



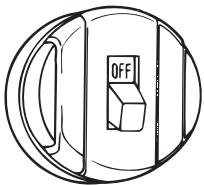


**4-WAY WHITE  
WALL  
SWITCH**

- 4-way toggle switch for residential or commercial use • 120/277V AC
- Quick wire push-in and side wire
- Includes grounding screw • Washer-type break off plaster ears for a flush alignment

**602025** BULK | 1/10

**COOPER** Wiring Devices 




**SINGLE POLE  
SURFACE MOUNT  
SWITCH**

- Rated 10A at 125V; 5A at 250V
- Concealed holes
- Cover is notched to accommodate SPT style cable or lamp cord

**610821** IVORY BOX | 1/10

**Pass & Seymour**  
 



**TRADEMASTER 3  
WAY/4 WAY  
WALL  
SWITCH**

- 15A-125V • Side wire #12 or #14 AWG • Speed wire #14 AWG only • Grounded

3 WAY WITH GROUND SCREW  
MFG #6631G1TU

<b>610674</b>	IVORY	BULK	1/100
---------------	-------	------	-------

MFG #663WGTU

<b>610680</b>	WHITE	BULK	1/100
---------------	-------	------	-------

MFG #663LAGTU

<b>610686</b>	LIGHT ALMOND	BULK	1/10
---------------	--------------	------	------

MFG #663

<b>601108</b>	BROWN	BULK	1/10
---------------	-------	------	------

4 WAY WITH GROUND SCREW  
UNDERCUT BINDING SCREWS ACCEPT 14,12, 10 AWG.

MFG #664IG

<b>616088</b>	IVORY	BULK	1/10
---------------	-------	------	------

MFG #664WG

<b>616090</b>	WHITE	BULK	1/10
---------------	-------	------	------

**COOPER** Wiring Devices 



**CO/ALR  
WALL  
SWITCH**

- Special switch approved for direct connection to aluminum, copper, or copper-clad
- 15A-125VAC, 1/2 hp-120VAC • Single pole


WITH GROUND SCREW  
MFG #5221-7V

<b>610760</b>	IVORY	BOX	1/10
---------------	-------	-----	------

MFG #5221-7W

<b>610758</b>	WHITE	BOX	1/10
---------------	-------	-----	------

**Pass & Seymour**  
 



**TRADEMASTER TOP  
QUALITY QUIET  
WALL SWITCH**

- 15A-125V
- Side wire #12 or #14 AWG
- Speed wire #14 only
- Grounded

WITH GROUND SCREW

MFG #660IG

<b>610562</b>	IVORY	1/10
---------------	-------	------

MFG #660WG

<b>610565</b>	WHITE	1/10
---------------	-------	------

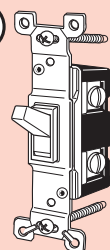
MFG #660-LAG

<b>610568</b>	LIGHT ALMOND	1/10
---------------	--------------	------

MFG #660

<b>601107</b>	BROWN	1/10
---------------	-------	------





**3-WAY  
WALL SWITCH**

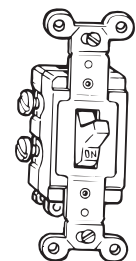
- Side or back wire
- 15A-120V
- With ground screw

<b>610683</b>	IVORY	BULK	1/10
---------------	-------	------	------

<b>610676</b>	WHITE	BULK	1/10
---------------	-------	------	------

<b>610667</b>	BROWN	BULK	1/10
---------------	-------	------	------

**Pass & Seymour**  
 



**COMMERCIAL SPEC GRADE  
SINGLE POLE  
WALL SWITCH**

- Contact terminals are brass for strength and high electrical conductivity
- Electrical ratings: 1/2 hp at 120VAC, 1 hp at 240VAC
- Side-wire #14 OR #10 AWG
- 120/277V

15 AMP

MFG #CS15AC1-I

<b>610904</b>	IVORY	BOX	1/10
---------------	-------	-----	------

MFG #CS15AC1-W

<b>610905</b>	WHITE	BOX	1/10
---------------	-------	-----	------

20 AMP

MFG #GCS20AC1-I

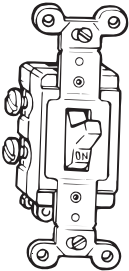
<b>610910</b>	IVORY	BOX	1/10
---------------	-------	-----	------

MFG #CS20AC1-W

<b>611127</b>	WHITE	BOX	1/10
---------------	-------	-----	------

SWITCHES

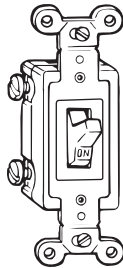
# SWITCHES AND RECEPTACLES



## COMMERCIAL SPEC GRADE 3-WAY WALL SWITCH

- 15A-120/277V • Side wire terminals accept up to #10 solid or stranded wire • Grounded
- 1/2 hp at 120VAC, 2 hp at 240VAC
- Combination slot/phillips head mounting and terminal screws

602307	IVORY	BOX	1/10		
602308	WHITE	BOX	1/10		



## SUPER SPEC GRADE DOUBLE POLE TOGGLE WALL SWITCH

- 30 amp-120/277VAC 2 hp rated
- Back or side wire and will accommodate #10 copper or copper clad • E-Z Ground - self grounding strap and ground screw
- Allows switching of large devices, motors, water heaters, etc.

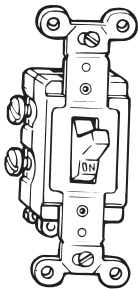
610730	IVORY	BOX	1/10		
--------	-------	-----	------	--	--



## SINGLE POLE WALL SWITCH

- 15A-125V
- Grounded
- Accepts #12 or #14 AWG
- With pilot light


610737	IVORY	BOX	1/100		
--------	-------	-----	-------	--	--



## COMMERCIAL SPEC GRADE 3-WAY WALL SWITCH

- 20A 120/277V • Side wire terminals accept #10 solid or stranded wire • Grounding
- Combination slot/phillips head mounting and terminal screws ease installation
- 1 hp at 120VAC, 2 hp at 240VAC


602310	IVORY	BOX	1/10		
602311	WHITE	BOX	1/10		



## 15A-120 LIGHTED WALL SWITCH

- Single pole • Side or back wire
- Lighted toggle "glows" in off position
- With ground screw

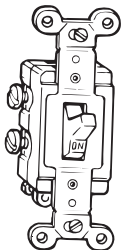
MFG #1301-7LTV					
601035	IVORY	BULK	1/10		
MFG #1301-7LTV					
601036	WHITE	BULK	1/10		



## COMBINATION SINGLE POLE WALL SWITCH & RECEPTACLE

- 3 wire, "U" ground • Switch, 15A-125V
- Receptacle, 15A-125V common feed

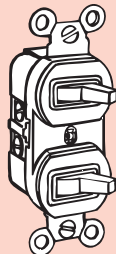
610720	IVORY	BOX	1/100		
610722	WHITE	BOX	1/10		
610718	BROWN	BOX	1/10		
601113	LT. ALMOND	BOX	1/10		



## COMMERCIAL SPEC GRADE DOUBLE POLE WALL SWITCH

- 20A-120/277V • Heavy duty
- Corrosion resistant • High strength polycarbonate toggle resists breaking and chipping under heavy abuse
- Fed spec. grade • Grounded

610723	IVORY	BOX	1/10		
601109	WHITE	BOX	1/10		



## SINGLE POLE DOUBLE WALL SWITCH

- 15A-125V
- Grounded
- Accepts #12 or #14 AWG

610714	IVORY	BOX	1/100		
610716	WHITE	BOX	1/10		
610707	BROWN	BOX	1/10		
601110	LT. ALMOND	BOX	1/10		



## DECORATOR DUPLEX GROUNDING RECEPTACLE

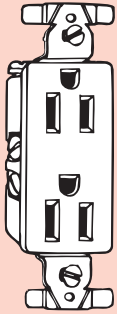
- 15A-125V

611122	IVORY	BULK	1/10		
611129	WHITE	BULK	1/10		
602032	ALMOND	BULK	1/10		

RECEPTACLES

# SWITCHES AND RECEPTACLES


Pass & Seymour  
legrand



## TRADEMASTER DECORATOR DUPLEX GROUNDING RECEPTACLE

- E-Z Wire™ and screw terminals
- Side wire #12 or #14 AWG • Speed wire #14 AWG only
- Grounded

611155	IVORY	BULK	1/10	
611156	WHITE	BULK	1/10	
611128	LT. ALMOND	BULK	1/10	



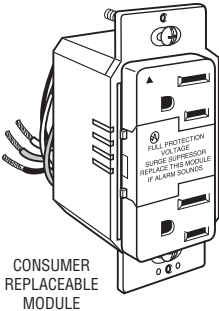
## DECORATOR 3-WAY WALL SWITCH

- Grounded • 15A-120V
- Includes quick wire push-in and side wiring

3-WAY FRAMED

610800	IVORY	BOX	1/20	
610807	WHITE	BOX	1/20	
602035	ALMOND	BOX	1/10	

COOPER Wiring Devices




## SURGE BLOC®

- Surge suppression in isolated ground devices • Continuous audible warning
- Replacement module restores protection
- Receptacle functional as power source with or without module • 125VAC/15 amp
- 320 joules one time max surge dissipation • 13,000 amps max surge current • Protects hot neutral, hot ground, neutral ground • 500V peak suppression voltage

MFG #IG1208V-SP


611775	IVORY	BAG	1/5	
--------	-------	-----	-----	--



## DECORATOR 4-WAY WALL SWITCH

- For residential and commercial use
- Includes grounding pigtail, quick wire push-in and side wires
- 120/277V AC • Washer type break off plaster ears for flush alignment

602026	WHITE	BOX	1/10	
--------	-------	-----	------	--




## DECORATOR WALL SWITCH

- Grounded
- 15A-120V

SINGLE POLE

610744	IVORY	BOX	1/20	
610751	WHITE	BOX	1/20	
602033	ALMOND	BOX	1/10	

Pass & Seymour  
legrand



## TRADEMASTER DECORATOR WALL SWITCH

- 15A-125V • Single pole
- E-Z™ wire and screw terminal
- Grounded
- External screw-pressure plate allows for side or back wired #12 or #14

610746	IVORY	BOX	1/20	
610754	WHITE	BOX	1/20	
610957	LT. ALMOND	BOX	1/20	

SWITCHES


# SWITCHES AND RECEPTACLES

Pass & Seymour  
legrand



## TRADEMASTER 3-WAY DECORATOR WALL SWITCH

- 15A-120V
- E-Z™ wire and screw terminal • Grounded
- External screw-pressure plate allows for side or back wired #12 or #14




610802	IVORY	BOX	1/20		
610803	WHITE	BOX	1/20		

COOPER Wiring Devices



## DOUBLE ROCKER WALL SWITCH

- 2 single pole switches
- 15A-120/277V



MFG #3282W					
609402	WHITE	BOX	1/10		

Pass & Seymour  
legrand



## LIGHTED WALL SWITCH

- 15A-125V • Decorator style
- Single pole • Grounded
- Illuminated frame rocker switch
- Illuminated when off
- Side or speed wire #12 or #14 AWG



MFG #TM870-ISLCC					
601030	IVORY	BOX	1/10		
MFG #TM870-WSL					
601031	WHITE	BOX	1/10		

COOPER Wiring Devices



## TRIPLE ROCKER WALL SWITCH

- Non-etched wall plate included
- Controls 3 lights from one location
- 15A



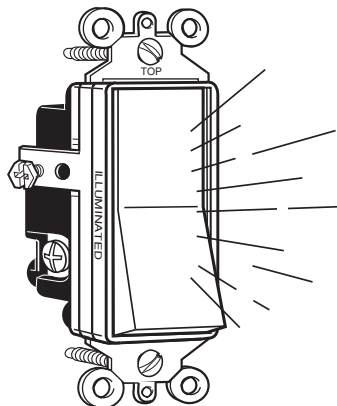
MFG #3283V					
609411	IVORY	CLAM	1/5		
MFG #3282W					
609412	WHITE	CLAM	1/5		

Pass & Seymour  
legrand



## 3-WAY LIGHTED WALL SWITCH

- 15A-125V
- Decorator style
- Illuminated when off
- Grounded
- Speed wire and side wired #12 or #14 AWG




MFG #5613-2WS					
609148	WHITE	VIEW BOX	1/10		

Pass & Seymour  
legrand



## RV AND MOBILE HOME RECEPTACLE

- U-grounded • For use with non-metallic, grounded, sheathed cable-types NMB, NMC, NMD, NMD90 and copper conductor sizes #14 and #12 AWG
- Instructions and easy-to-use installation tool included
- Self contained device
- 30A-125V



601412		BOX	1/25		
--------	--	-----	------	--	--

SWITCHES





## REVISIONS TO THE UL 943 GFCI STANDARD

Revisions to the UL 943 GFCI standard took effect on July 28, 2006. From that date forward all GFCIs manufactured must meet the revised standard, which incorporates the following changes:

- End of Life Provision - When the GFCI is no longer providing ground fault protection; it will either render itself incapable of delivering power or indicate by visual and/or audible means that it must be replaced.
- Reversed Line-Load Protection - If the GFCI is wired incorrectly, it must deny power to the receptacle face.

**IMPORTANT NOTE:** GFCIs that are compliant with the 2003 UL 943 standard can be sold and installed until supplies run out.



WHILE SUPPLIES LAST!



### 15 AMP GFCI

- Meets 2003 UL943 requirements
- If ground fault protection is lost, power to receptacle is disconnected • Button color matches device • Wall plate included
- 15A-125VAC, 20 amp feed thru • Side wired #12 or #14 wire ORDER IN MULTIPLES SHOWN

IVORY BUTTONS AND FACE

611059 (611243) BOX 1/10

WHITE BUTTONS AND FACE

611060 (611249) BOX 1/10



### 15 AMP GFCI

- UL 943 - 2006 Compliant
- Lock-out function will not allow GFCI to reset if mis-wired • End of life function removes voltage from face receptacle in the event of a GFCI component failure - Unit will not reset • 15A @125VAC • 8 Back-wiring holes and side wire screws accept up to 12 gage wire • Features LED status indicator
- Includes color matched wall plate & screws

ELE15-(L)-AL

602650 ALMOND 10/50

ELE15-(L)-BL

602651 BLACK 10/50

ELE15-(L)-BR

602652 BROWN 10/50

ELE15-(L)-GR

602653 GREY 10/50

ELE15-(L)-IV

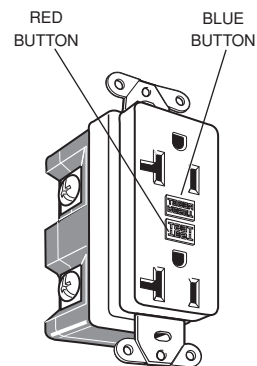
602654 IVORY 10/50

ELE15-(L)-WH

602655 WHITE 10/50



WHILE SUPPLIES LAST!



### 20 AMP GFCI

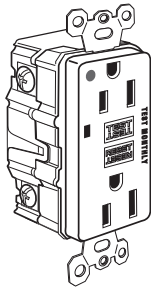
- Meets 2003 UL943 requirements
- If ground fault protection is lost, power to receptacle is disconnected
- Wall plate included
- 20A-125VAC, 20A feed thru
- Side wire screws
- Can be back wired #12 or #14 wire
- Red and blue buttons

602245 (611245) IVORY BOX 1/10

602252 (611252) WHITE BOX 1/10

# GROUND FAULT CIRCUIT INTERRUPTERS

Pass & Seymour  
legrand



## SAFELOCK™ PROTECTION 15 AMP GFCI

- Meets 2006 UL943 requirements • Shuts off power to the receptacle if there is a ground fault, if the GFCI is mis-wired, and even if the GFCI fails • 15A-125VAC, 20 amp feed thru • Side or back wired #12 or #14 AWG stranded or solid, copper or copper-clad conductors • Trip indicator light makes it easy to identify tripped condition

MFG.#1595-I

**611161** IVORY BOX 1/10

MFG.#1595-W

**611162** WHITE BOX 1/10

MFG.#1595-LA

**611163** LT. ALMOND BOX 1/10



## 20 AMP GFCI

- UL 943 - 2006 Compliant • Lock-out function will not allow GFCI to reset if mis-wired • End of life function removes voltage from face receptacle in the event of a GFCI component failure - Unit will not reset • 20A @ 125VAC • 8 Back-wiring holes and side wire screws accept up to 12 gage wire • Features LED status indicator • Includes color matched wall plate & screws

ORDER IN MULTIPLES SHOWN

ELE20-(L)-AL

**602657** ALMOND 10/50

ELE20-(L)-BL

**602658** BLACK 10/50

ELE20-(L)-BR

**602659** BROWN 10/50

ELE20-(L)-GR

**602660** GREY 10/50

ELE20-(L)-IV

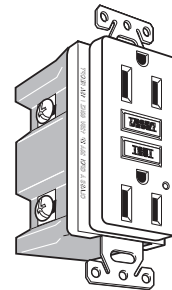
**602661** IVORY 10/50

ELE20-(L)-WH

**602662** WHITE 10/50



WHILE SUPPLIES LAST!



## CORRECT WIRING INDICATOR LIGHT 15 AMP GFCI

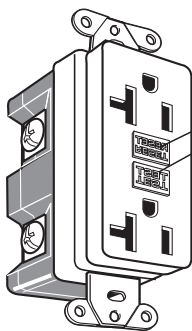
- Meets 2003 UL943 requirements • Test light indicates proper line and load connections • Eliminates costly call backs and failed inspections • Prevents dangerous wiring mistakes • Can be back wired for #14 through #12 for fast installation • Longer strap and compact design accommodates tough installations • Wall plate included • Ground screw is mounted on top for easy access

**611215** WHITE 1/10

GFCIs



WHILE SUPPLIES LAST!



MATCHING  
BUTTONS

## 20 AMP GFCI

- Meets 2003 UL943 requirements • If ground fault protection is lost, power to receptacle is disconnected • Button color matches device
- Wall plate included • 20A-125VAC, 20A feed thru • Side wire screws • Can be back wired with 12 or 14 gauge wire

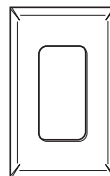
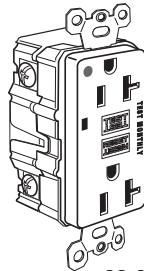
IVORY BUTTONS AND FACE

**602238 (611216)** BOX 1/10

WHITE BUTTONS AND FACE

**611057 (611227)** BOX 1/10

Pass & Seymour  
legrand



## 20 AMP GFCI SAFELOCK™ PROTECTION BLANK FACE

- Meets 2006 UL943 requirements • Exceeds UL943 voltage surge requirements; survives 100x the required UL3KA/6KV voltage surge test cycles
- Shuts off power to the receptacle if there's a ground fault, if the GFCI is mis-wired and even if GFCI fails • 20A-125VAC, 20 amp feed thru
- Side or back wired #14 - #10 AWG stranded or solid, copper or copper-clad conductors • Trip indicator light makes it easy to identify a tripped condition • Wall plate included

**611166** IVORY BOX 1/10


**611167** WHITE BOX 1/10

**611168** LT. ALMOND BOX 1/10

Pass & Seymour  
legrand



WHILE SUPPLIES LAST!




## BLANK FACE 20 AMP GFCI

- Meets 2003 UL943 requirements
- Commercial spec grade
- 20A-125V • With indicator light

**611237** IVORY BOX 1/10

**611238** WHITE BOX 1/10

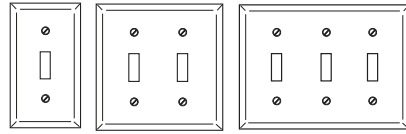
# GROUND FAULT CIRCUIT INTERRUPTERS AND WALL PLATES



## PLASTIC SWITCH WALL PLATE

		ORDER IN MULTIPLES SHOWN	
<b>SINGLE</b>			
<b>601178</b>	IVORY	25	
<b>601166</b>	WHITE	25	
<b>DOUBLE</b>			
<b>601179</b>	IVORY	25	
<b>601167</b>	WHITE	25	
<b>TRIPLE</b>			
<b>602034</b>	WHITE	1/10	

**Pass & Seymour**  
legrand

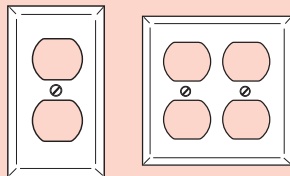


## UNBREAKABLE NON-FLAMMABLE WALL PLATE

- Plastic • Matte finish • Unbreakable nylon
- Can be used with dimmer switches
- Captive screws • 3/16" larger than standard

CELLO WRAPPED PACKAGE  
ORDER IN MULTIPLES SHOWN  
(\* EXCEPT AT PICKUP)

		ORDER IN MULTIPLES SHOWN	
<b>SINGLE — 2-3/4" x 4-1/2"</b>			
<b>611311*</b>	IVORY	25/250	
<b>611318*</b>	WHITE	25/250	
<b>611320</b>	LT. ALMOND	25/250	
<b>601114</b>	BROWN	25/250	
<b>TWO GANG — 4-9/16" x 4-1/2"</b>			
<b>611346</b>	IVORY	20/200	
<b>611353</b>	WHITE	20/200	
<b>611360</b>	LT. ALMOND	20/200	
<b>601115</b>	BROWN	20/200	
<b>THREE GANG — 6-1/4" x 4-1/2"</b>			
<b>611374</b>	IVORY	1/15	
<b>611377</b>	WHITE	1/15	
<b>601116</b>	LT. ALMOND	1/15	

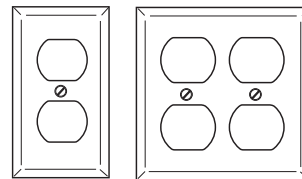


## DUPLEX RECEPTACLE WALL PLATE

- Standard wall plates • Plastic
- With captured screws for easy installation

		ORDER IN MULTIPLES SHOWN	
<b>SINGLE</b>			
<b>601170</b>	WHITE	1/25	
<b>601174</b>	IVORY	1/25	
<b>DOUBLE</b>			
<b>601171</b>	WHITE	1/20	
<b>601175</b>	IVORY	1/20	

**Pass & Seymour**  
legrand



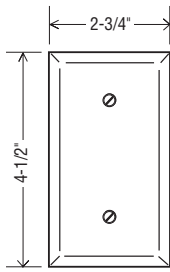
## UNBREAKABLE DUPLEX RECEPTACLE WALL PLATE

- Smooth • Captive screws • 3/16" larger than standard wall plates • Unbreakable

		ORDER IN MULTIPLES SHOWN	
<b>SINGLE — 2-15/16" x 4-11/16"</b>			
<b>611444*</b>	IVORY	25/250	
<b>611451*</b>	WHITE	25/250	
<b>611437</b>	BROWN	25/250	
<b>611457</b>	LT. ALMOND	25/250	
<b>TWO GANG — 4-3/4" x 4-11/16"</b>			
<b>611461</b>	IVORY	1/20	
<b>611467</b>	WHITE	1/20	
<b>601117</b>	LT. ALMOND	1/20	
<b>601118</b>	BROWN	1/20	

WALL PLATES

# GROUND FAULT CIRCUIT INTERRUPTERS AND WALL PLATES

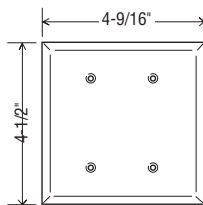


611562  
**NON-FLAMMABLE BLANK  
WALL PLATE**

- Smooth plastic
- Cello wrap package

611562	WHITE	1/25	
--------	-------	------	--

Pass & Seymour  
legrand

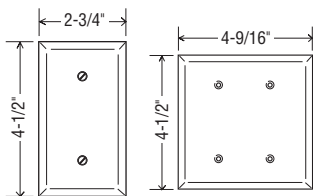


611567  
611568  
**NON-FLAMMABLE BLANK  
WALL PLATE**

- Smooth plastic
- Cello wrap package

611567	IVORY	1/10	
611568	WHITE	1/10	

Pass & Seymour  
legrand



**NON-FLAMMABLE BLANK  
WALL PLATE**

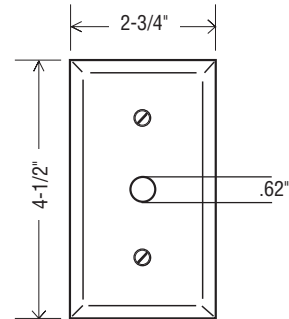
SINGLE GANG

611561	IVORY	1/20	
601119	WHITE	1/20	
601121	LT. ALMOND	1/20	

TWO GANG

601122	IVORY	1/10	
601123	WHITE	1/10	
601124	LT. ALMOND	1/10	

Pass & Seymour  
legrand

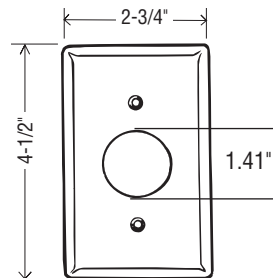


**TRADEMASTER  
TELEPHONE  
WALL  
PLATE**

- Unbreakable nylon
- Cello wrap package
- Mounts directly to box
- Screws included

611565	IVORY	1/20	
611566	WHITE	1/20	
601125	LT. ALMOND	1/20	

Pass & Seymour  
legrand

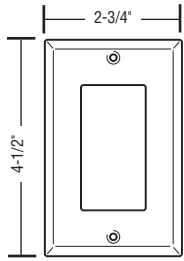


**TRADEMASTER  
NON-FLAMMABLE  
SINGLE  
RECEPTACLE  
WALL  
PLATE**

- Smooth plastic
- Cello wrapped package

611486	IVORY	1/20	
611488	WHITE	1/20	
601126	LT. ALMOND	1/20	

WALL PLATES




**DECORATOR STYLE WHITE WALL PLATE**

- Strong, virtually indestructible wall plates
- One-gang plate has pre-installed screws

ONE GANG	DIMENSIONS	
<b>602014</b>	2-3/4"W x 4-1/2"H	10/100
<b>TWO GANG</b>		
<b>602028</b>	4-9/16"W x 4-1/2"H	10/100
<b>TWO GANG MID-SIZED</b>		
<b>611540</b>	4-3/4"W x 4-11/16"H	1/20
<b>THREE GANG</b>		
<b>602036</b>	6-3/8"W x 4-1/2"H	10/100
<b>FOUR GANG</b>		
<b>602037</b>	8-3/16"W x 4-1/2"H	10/100

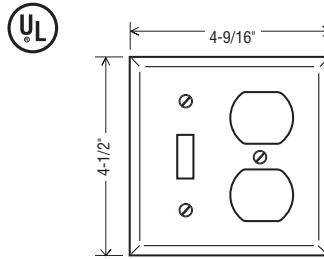
**Pass & Seymour**  
**legrand**



**TRADEMASTER DECORATOR WALL PLATE**

- Smooth plastic • Screws included
- 3/16" larger than standard wall plates

<b>SINGLE — 2-15/16" x 4-11/16"</b>			
<b>611500</b>	IVORY	BOX	1/20
<b>611507</b>	WHITE	BOX	1/20
<b>611513</b>	LT. ALMOND	BOX	1/20
<b>TWO GANG — 4-3/4" x 4-11/16"</b>			
<b>611535</b>	IVORY	BOX	1/20
<b>601127</b>	WHITE	BOX	1/20
<b>601129</b>	LT. ALMOND	BOX	1/20
<b>TWO GANG MID-SIZED</b>			
<b>611545</b>	LT. ALMOND	BOX	1/20
<b>THREE GANG — 6-9/16" x 4-11/16"</b>			
<b>611550</b>	IVORY	BOX	1/15
<b>611554</b>	WHITE	BOX	1/15
<b>FOUR GANG — 8-3/8" x 4-11/16"</b>			
<b>611577</b>	IVORY	BOX	1/10
<b>COOPER Wiring Devices</b>			
<b>611580</b>	WHITE	BOX	1/10

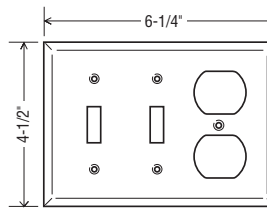


**NON-FLAMMABLE COMBINATION SWITCH & RECEPTACLE WALL PLATE**

- Smooth plastic • Captive screws included
- Cello wrap package

<b>611458</b>	IVORY	1/10	
<b>611382</b>	WHITE	1/10	

**COOPER Wiring Devices**

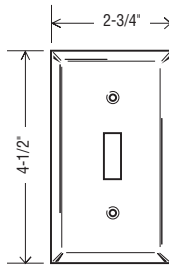


**TRIPLE COMBO WALL PLATE**

- Ivory, thermoset • Screws included

<b>601230</b>	IVORY	1/15	
---------------	-------	------	--

**COOPER Wiring Devices**

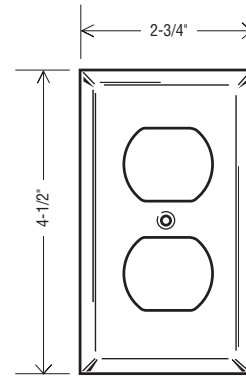


**STAINLESS STEEL WALL PLATE**

- Non-magnetic • Stainless steel construction
- Screws included • Commercial duty • Type 430 • Non-corrosive

<b>4.5"L x 2.75"H-SINGLE</b>			
<b>601222</b>		1/30	
<b>4.563"L x 4.5"H-2 GANG</b>			
<b>601223</b>		1/30	

**COOPER Wiring Devices**

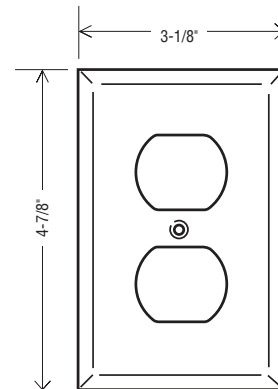


**STAINLESS STEEL DUPLEX RECEPTACLE WALL PLATE**

- Non-magnetic • Stainless steel construction • Screws included
- Commercial duty
- Type 430 • Non-corrosive

<b>601224</b>	1/10		
---------------	------	--	--

**COOPER Wiring Devices**



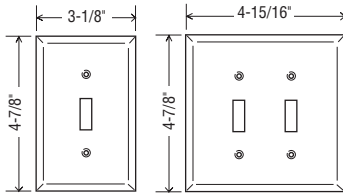
**MIDI NON-FLAMMABLE DUPLEX RECEPTACLE WALL PLATE**

- Smooth plastic • Extra deep color matched screws 1/2" long included • Larger than standard plates to cover improperly cut drywall, paint changes

<b>SINGLE GANG</b>		<b>ORDER IN MULTIPLES SHOWN</b>	
<b>610149</b>	IVORY	25/100	
<b>610156</b>	WHITE	25/100	

# WALL PLATES AND SCREWS

COOPER Wiring Devices 

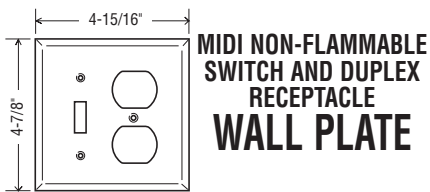


## MIDI NON-FLAMMABLE SWITCH WALL PLATE

- Smooth plastic • Extra deep color matched screws 1/2" long included • Larger than standard plates to cover improperly cut drywall, paint changes

SINGLE GANG — 3-1/8" x 4-7/8"		ORDER IN MULTIPLES SHOWN	
610107	IVORY	25/100	
610114	WHITE	25/100	
TWO GANG — 4-15/16" x 4-7/8"			
610121	IVORY	25/100	
610128	WHITE	25/100	

COOPER Wiring Devices 

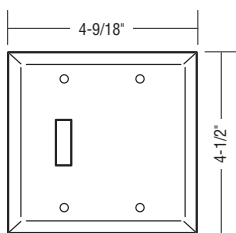


## MIDI NON-FLAMMABLE SWITCH AND DUPLEX RECEPTACLE WALL PLATE

- Smooth plastic • Screws included

TWO GANG		ORDER IN MULTIPLES SHOWN	
610163	IVORY	25/100	

COOPER Wiring Devices 

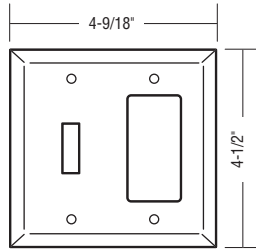


## SWITCH AND BLANK WALL PLATE

- Smooth plastic • Screws included • One toggle switch and one blank

601225	IVORY	1/10	
--------	-------	------	--


COOPER Wiring Devices 

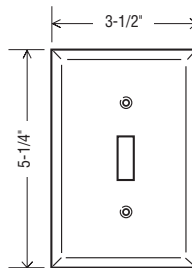


## GFCI AND SWITCH WALL PLATE

- Screws included

611460	IVORY	1/10	
611459	WHITE	1/10	


COOPER Wiring Devices 

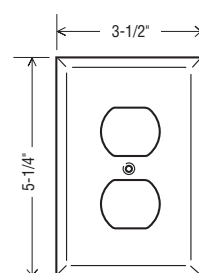


## JUMBO SWITCH WALL PLATE

- Ivory or white, thermoset
- 1/2" long screws included
- Non-flammable

ORDER IN MULTIPLES SHOWN			
601232	IVORY	10/100	
601233	WHITE	10/100	

COOPER Wiring Devices 

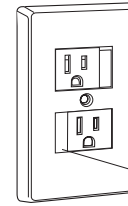


## JUMBO DUPLEX WALL PLATE

- Ivory or white, thermoset
- 1/2" long screws included
- Non-flammable

ORDER IN MULTIPLES SHOWN			
601234	IVORY	10/100	
601231	WHITE	10/100	

COOPER Wiring Devices 



## COMBINATION SAFETY WALL PLATE

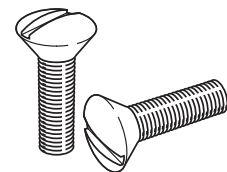
- Safety shutter snaps securely closed upon plug removal • Provides protection from energized parts of a standard face electric outlet • Sturdy, impact-resistant construction

MFG #TWR15V

611487 IVORY 1/10

MFG #TRW15V

611489 WHITE 1/10



## WALL PLATE SCREWS

- For standard plates
- 6/32 x 1/2"

611570	IVORY	BOX	1/10
611571	WHITE	BOX	1/10






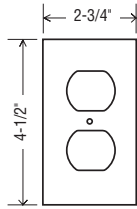
## SHORT WALL PLATE SCREWS

- Plate screws for all Decora®
- 6/32 x 5/16"L

ORDER QUANTITY OF 1=1 BOX OF 100				PRICE PER BOX	
611572	IVORY	BOX	1/10		
611573	WHITE	BOX	1/10		

WALL PLATES

# FAN CONTROLS AND DIMMERS



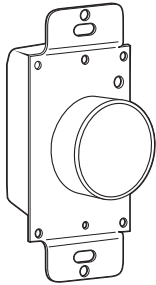
## OUTLET/SWITCH PLATE SEALER

- A proven way to prevent up to 20% of home air loss • Made of UL listed fire retardant material

SINGLE GANG/DUAL OUTLET

<b>611490</b>	BAG	1/144	
SINGLE SWITCH			
<b>611495</b>	BAG	1/144	

Pass & Seymour  
legrand

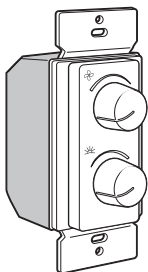


## ROTARY FAN SPEED CONTROL

- Single pole • Rotary dial
- 3 amp, 120V

<b>610958</b>	IVORY CLAM	1/6	
<b>610959</b>	WHITE CLAM	1/6	

COOPER Wiring Devices



## COMBINATION FAN SPEED DIMMING CONTROL

- 300 watt, 2.5 amp • Fully variable fan, full range dimmer • Decorator, rotary with adjustable trim • Fits standard decorator opening • Wraparound strap eliminates need for de-rating

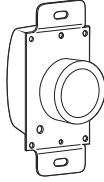
MFG #MFG #6480V-K

ORDER IN MULTIPLES SHOWN

<b>610997</b>	IVORY	BULK	5	
MFG #6480W-K				
<b>610825</b>	WHITE	BULK	5	

## DIMMERS

Pass & Seymour  
legrand



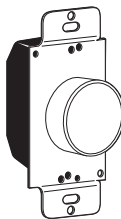
## ROTARY DIMMER

- 600 watt, 120 volt
- Solid state

ROTARY ONLY SINGLE POLE

<b>610948</b>	IVORY CARD	1/6	
<b>610968</b>	WHITE CARD	1/6	
PUSH ROTARY SINGLE POLE			
<b>610950</b>	IVORY CARD	1/6	
PUSH ROTARY 3 WAY			
<b>610953</b>	IVORY CARD	1/6	
REPLACEMENT KNOBS			
<b>610965</b>	IVORY	1/12	
<b>610969</b>	WHITE	1/12	

Pass & Seymour  
legrand




## LUMASPEC ROTARY DIMMER

- 600 watt, 120 volt • Solid state • "No-noise" de-hummer technology
- Eliminates fan-motor hum that can occur at lower fan speeds

SINGLE POLE

<b>610951</b>	IVORY CARD	1/6	
<b>610952</b>	WHITE CARD	1/6	

Pass & Seymour  
legrand



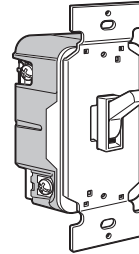
## HIGH WATTAGE ROTARY DIMMER

- Architecturally styled cover, plate and knob
- On/off rotary dial control knobs feature gold inserts • Easily gangable by removing scored heat sink fins • White knob and cover
- RFI suppression built-in

1000 WATTS

<b>610990</b>	CARD	1/6	
1500 WATTS			
<b>610991</b>	CARD	1/5	
2000 WATTS			
<b>610992</b>	CARD	1/5	

Pass & Seymour  
legrand



## TRADEMASTER 600 WATT TOGGLE DIMMER SWITCH

- 600 watt • Looks like ordinary light switch, but offers full range dimming • Backwire terminals accept #12 or #14 gauge wire eliminating the need for wire nuts, RFI suppression • Wall plate sold separately
- For use with incandescent lighting
- No break off tabs

SINGLE POLE  
MFG #T600IV

<b>609500</b>	IVORY CLAM	1/6	
---------------	------------	-----	--

MFG #T600WV

<b>609501</b>	WHITE CLAM	1/6	
---------------	------------	-----	--

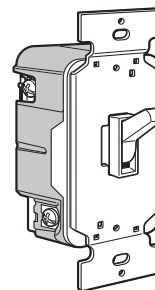
3 WAY  
MFG #T603IV

<b>609504</b>	IVORY CLAM	1/6	
---------------	------------	-----	--

MFG #T603WV

<b>609505</b>	WHITE CLAM	1/6	
---------------	------------	-----	--

Pass & Seymour  
legrand



## TRADEMASTER 1000 WATT SINGLE POLE TOGGLE DIMMER

- Looks like ordinary light switch, but offers full range dimming • Backwire terminals accept #12 or #14 gauge wire eliminating the need for wire nuts, RFI suppression
- Wall plate sold separately • For use with incandescent lighting • No break off tabs

MFG #T1000IV

<b>609508</b>	IVORY CLAM	1/6	
---------------	------------	-----	--

MFG #T1000WV

<b>609509</b>	WHITE CLAM	1/6	
---------------	------------	-----	--

DIMMER SWITCHES

**ALL ITEMS ON THIS PAGE ARE SHIPPED  
DIRECT FROM THE FACTORY  
FREIGHT PREPAID ON \$900**



**EAGLE  
ELECTRIC**



**MOTION  
SENSORS**

- 150° wall box motion sensor • Area of coverage: 900 sq. ft. • Max watts incandescent/fluorescent (500/400)
- Shut off delay - 5 seconds to 20 minutes

MFG #K6105W

**1613781** SINGLE POLE IVORY 1

MFG #K6105W

**1613782** SINGLE POLE WHITE 1

MFG #K6107V

**1613783** 3 WAY IVORY 1

MFG #K6107W

**1613784** 3 WAY WHITE 1

**EAGLE  
ELECTRIC**



**MOTION  
SENSORS**

- 180° wall box motion sensor • Single pole 125V • Area coverage: 1600 sq. ft. • Max watts incandescent/fluorescent (500/400)
- Shut off delay - adjustable 12 seconds to 30 minutes

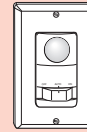
MFG #K6109V

**1613779** IVORY 1

MFG #K610W

**1613780** WHITE 1

**EAGLE  
ELECTRIC**



**OCCUPANCY  
SENSORS**

- Motion sensing switches that turn power on and off based on the presence of people in a monitored area • 110° wall box motion sensor • Single pole 125V • Max watts incandescent/fluorescent (500/400)
- Area of coverage: 400 sq. ft. • Shut off delay - 5 minutes

MFG #K6103V

**1613785** IVORY 1

MFG #K6103W

**1613786** WHITE 1

**DIMMERS AND SENSOR SWITCHES**

**DIMMER SWITCHES**

**Pass & Seymour**   
**legrand**



**TRADEMASTER  
600 WATT SLIDE  
DIMMER  
SWITCH**

- Wrap around heat dissipation strap offers superior heat management without time-consuming break-off tab • Backwire terminals accept #12 or #14 gauge wire, eliminating the need for wire nuts
- RFI suppression • Wall plate included
- For use with incandescent lighting

SINGLE POLE

MFG #DS600IV

**609515** IVORY CLAM 1/6

MFG #DS600WV

**609516** WHITE CLAM 1/6

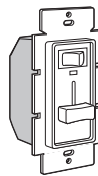
3 WAY

MFG #DS603IV

**609520** IVORY CLAM 1/6

MFG #DS603WV

**609521** WHITE CLAM 1/6

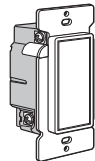


**700 WATT  
DIMMER  
SWITCH**

- 700 watt pre-set slide dimmer with LED
- On/off switch at selected light levels
- Single or three-way combo
- Used to replace standard single pole switches
- For incandescent and halogen bulbs

**601039** WHITE BOX 1/6

**601047** IVORY BOX 1/6



**600 WATT  
DECORATOR  
TOUCH  
DIMMER**

- Ground terminals provided to meet 1999 NEC requirement to ground dimmers • Back wire feature for easy installation, wraparound strap eliminates need for de-rating • Air gap on/off switch for servicing fixture (UL required)
- Simple touch control of switching and dimming functions-touch dimmer remembers previous light setting during off period • RFI filtering is standard on all models


MFG #6470V-K

**610826** IVORY BULK 5

MFG #6470W-K

**610974** WHITE BULK 5

ORDER IN MULTIPLES SHOWN



**MOTION SENSING  
WALL SWITCH**

- 150° wallbox motion sensor
- Fluorescent: two 30W min., 400W max. at 120V rapid start
- Incandescent: 500W at 120V
- 1/8 hp motor at 120V
- Single pole
- 900 sq. ft. coverage
- 5 seconds to 20 minutes adjustment

MFG #K6105V

**611000** IVORY BULK 5

MFG #K6105W

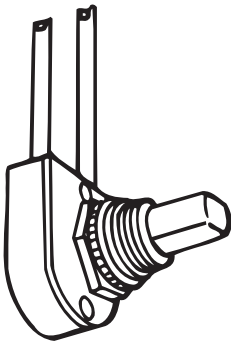
**611001** WHITE BULK 5

ORDER IN MULTIPLES SHOWN



# DIMMERS AND SENSOR SWITCHES

DIMMER SWITCHES




**BAKELITE CANOPY PUSH SWITCH**

- 6A-125V

611843 BULK 1/100

COOPER Wiring Devices




**BAKELITE CANOPY TOGGLE SWITCH**

- 6A-125V, 3A-250V

611850 BULK 1/10

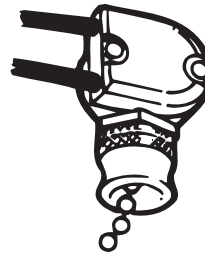
COOPER Wiring Devices



**BAKELITE CANOPY ROTARY SWITCH**

- 3A-125V, 1A-250V, 1A-125V-T

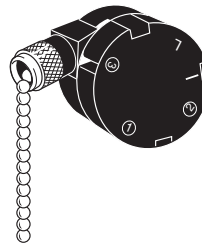
611857 BULK 1/10



**BAKELITE CANOPY PULL CHAIN SWITCH**

- With 6" wire leads
- Includes pull string with bell end
- 6A- 125V, 3A-250V, 1A-125-T

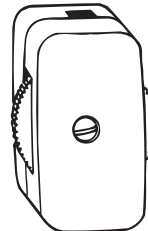
611836 BULK 1/100



**UNIVERSAL CEILING FAN SWITCH**

- 4 wire
- UL recognized component
- 3-speed pull chain switch (high-med-low-off)
- 6A-125V

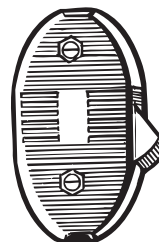
611840 BAG 5 ORDER IN MULTIPLES SHOWN



**BAKELITE MINIATURE CORD SWITCH**

- Single pole
- 6A-125V
- Used as disconnect switch on lamp and swag light cords

611811 WHITE BULK 10/200 ORDER IN MULTIPLES SHOWN

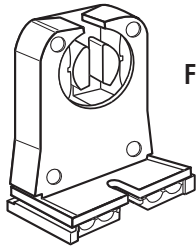


**BAKELITE FEED THRU CORD SWITCH**

- Rocker action switch
- Heavy phenolic housing
- For use with round wire, maximum diameter .250"
- With 6" wire leads

611822 BULK 1/10

# RECEPTACLES AND LIGHTING REPAIR

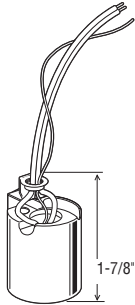


**FLUORESCENT BI-PIN SOCKET**

- Most common replacement socket found in many types of fluorescent light fixtures

ORDER IN MULTIPLES SHOWN

612319 BOX 2



**LAMPHOLDER**

- Porcelain
- Medium base
- 1/8" female hickey
- 660W-250V
- With 24" leads


612517 BAG 1/10



**ALUMINUM-BRASS DIPPED FINISH 3-WAY TURN-KNOB SOCKET ELECTROLIER**

- 250W - 250V
- Medium base

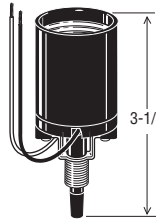
612473 BULK 1/10



**FLUORESCENT LAMPHOLDER**

- Slimline plunger end
- Fits many style fluorescent fixtures

612324 BOX 1/10



**BOTTOM TURN LAMPHOLDER**

- Phenolic body
- 3/8"-27 nipple
- Nickel finish on nipple, nuts
- Medium base
- With 16" leads
- 250V

612523 BAG 1/10

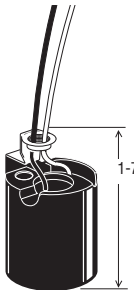


**ALUMINUM-BRASS DIPPED FINISH SINGLE TURN-KNOB SOCKET ELECTROLIER**

- 250W - 250V • Medium base

612466 BULK 1/10

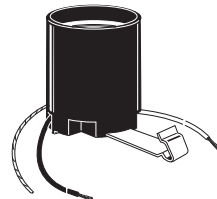
LIGHTING REPAIR



**LAMPHOLDER**

- Medium base
- 1/8" female hickey
- Phenolic
- 660W-250V
- With 16" leads


612512 BAG 1/10



**COMBINATION SNAP-IN SOCKET**

- Popular replacement snap-in socket for many drum-type ceiling fixtures
- 660W-250V
- With 11" leads • Medium base

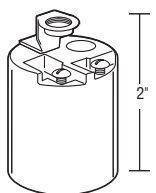
612514 BAG 1/10



**ALUMINUM-BRASS DIPPED FINISH PULL-CHAIN SOCKET ELECTROLIER**

- 660W - 250V
- Medium base

612452 BULK 1/10



**KEYLESS PORCELAIN LAMPHOLDER**

- 1/8" female hickey
- 660W-250V

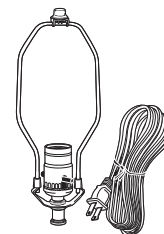
612518 BAG 1/10



**ALUMINUM-BRASS DIPPED FINISH PUSH THRU SOCKET ELECTROLIER**

- 660W - 250V
- Medium base

612459 BULK 1/10

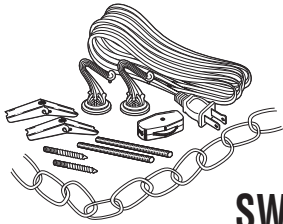


**9" LAMP KIT**

- Brass finish
- Kit includes: 10' brown lamp cord, turn knob, socket, 9" halo and fittings

602502 CARD 1/10

# RECEPTACLES AND LIGHTING REPAIR



## SWAG KIT

- Polished brass finish on chain and hook
- Kit includes: 15 foot chain, 20 foot gold cord with switch and 2 swag hooks

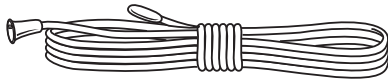
602500 BAG 1/10



## PLASTIC FIXTURE KNOB

- White finish • 1/8" female thread

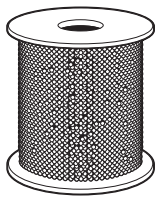
612601 BAG 25 ORDER IN MULTIPLES SHOWN



## PULL CHAIN STRING

- Replace those broken or missing strings from pull chain, lights, etc.
- 40" long

612610 BAG 10 ORDER IN MULTIPLES SHOWN

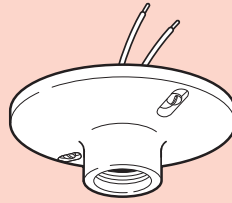


## 1/8" BEADED CHAIN AND COUPLINGS

POLISHED BRASS CHAIN  
601164 100/SPOOL 1  
COUPLINGS  
601165 25/BAG 1/5

25 PER BAG  
PRICE PER BAG

## LIGHTING FIXTURES



## KEYLESS RECEPTACLE

- 660W-250V • Fits 3-3/4" and 4" boxes
- Top wire design

PORCELAIN  
612403 BOX 1/50

PORCELAIN WITH 6" LEADS  
612405 DISPLAY BOX 1/50

BAKELITE  
612410 BAG 1/50

BAKELITE WITH 6" LEADS  
612411 BAG 1/40



## PULL-CHAIN RECEPTACLE

- 250V • Fits 3-1/4" and 4" boxes
- Top wire design • Two piece

PORCELAIN  
612424 660W BOX 1/50

BAKELITE  
612427 250W BAG 1/40

COOPER Wiring Devices



## PULL-CHAIN RECEPTACLE

- Top wired, with grounding side outlet
- Fits 3-1/4" and 4" boxes
- 250W-125V

PORCELAIN  
612431 BOX 1/20

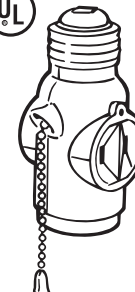
## 2-WIRE ADAPTERS



## KEYLESS CURRENT TAP

- 660W-125V

BAKELITE  
612326 BROWN BULK 1/10  
612333 IVORY BULK 1/10

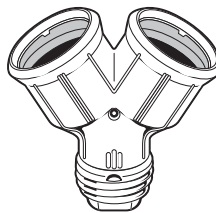


## PULL CHAIN CURRENT TAP

- 660W-125V

BAKELITE  
612340 BROWN BULK 1/10  
612347 IVORY BULK 1/10

COOPER Wiring Devices



## TWIN LAMP SOCKET ADAPTER

- 660W-125V

601214 IVORY BULK 1/10




## BAKELITE ATTACHMENT PLUG BASE

- 660W-125V

612361 BROWN BULK 1/25

LIGHTING REPAIR

# NIGHT LIGHTS, TAPS AND SOCKETS



**BAKELITE  
SOCKET ADAPTER**

- 660W-125V


612368 IVORY BULK | 1/25 |



**MEDIUM BASE ATTACHON® E-Z® WIRE  
SOCKET**

- Plastic • 660W-250V

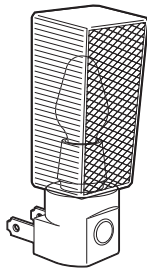
612445 BOX | 1/25 |



**SWIVEL  
TRIPLE PLUG-IN**


- For two wire plugs • 3 outlet swivel
- 1800W-125V max • Easy to adjust

612036 BULK | 1/20 |



**AUTOMATIC  
PHOTOCELL  
NIGHT LIGHT**


602103 CARD | 1/12 |



**RUBBER WEATHERPROOF  
OUTDOOR SOCKET**

- 6" pigtail leads • 660W-250V

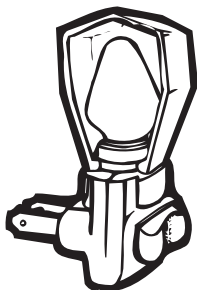
612305 BULK | 1/10 |



**BAKELITE PLUG-IN  
TRIPLE TAP**

- For 2 prong receptacle • 15A-125V

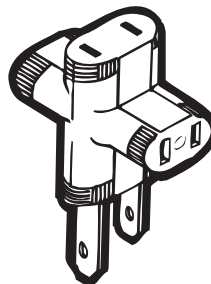
612060 IVORY BULK | 1/10 |



**DECORATOR  
NIGHT  
LIGHT**

- Complete with bulb and on/off switch
- White

681049 CARD | 12/144 |



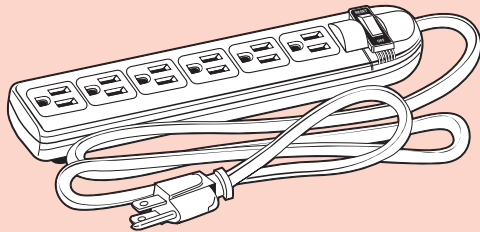
**3-OUTLET  
CUBE TAP**

- Vinyl • 15A-125V

612011 BROWN BULK | 1/25 |  
612018 WHITE BULK | 1/25 |

NIGHT LIGHTS

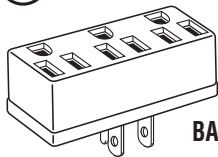
# TAPS, POWER STRIPS AND ADAPTERS



## 6-OUTLET POWER STRIP

- Circuit breaker protected, auto-shut-off, manual reset
- Slotted mounting holes • 15A, 125V, 60 Hz, 1825 watt
- Six grounded polarized outlets • Heavy-duty 14-3 SJT, 3 foot cord with 3-wire molded plug


646024 BOX | 1/24 |



## BAKELITE PLUG-IN THREE OUTLET TAP

- Single receptacle with 3 outlets
- 15A-125V

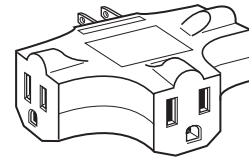
612074 BROWN BULK | 1/20 |  
612081 IVORY BULK | 1/20 |  
612083 WHITE BOX | 1/20 |



## GROUNDING TAP

- Duplex receptacle converts to 6 outlets
- 15A-125V

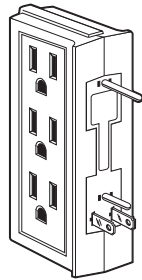
611710 IVORY BULK | 1/10 |  
611717 WHITE BULK | 1/10 |



## VINYL 3-WIRE GROUNDING ADAPTER

- Converts single grounded outlet to provide three grounded outlets
- Unbreakable vinyl material • 15A-125V

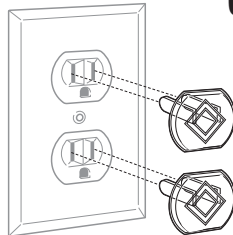
612032 | 1/12 |



## 6 OUTLET SIDE ENTRY WALL TAP

- 15A -125V
- Converts 2 outlets into 6 outlets • Grey

612041 BULK | 1/12 |

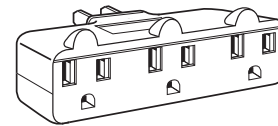


## CHILD-SAFE OUTLET PLUGS

- Prevents children from putting objects and fingers into outlets
- Clear plastic

12 PER CARD  
PRICE PER CARD  
ORDER IN MULTIPLES SHOWN

807527 12/CARD | 6/144 |




## TRIPLE PLUG-IN ADAPTER

- 3 to 1 • 2 pole, 3 wire grounding
- Vinyl orange • 15A-125V

612033 BULK | 1/30 |


**COOPER** Wiring Devices



## GROUNDING CUBE ADAPTER

- 2 pole • 3 wire
- 15A-125V

612039 IVORY BOX | 1/10 |



## VINYL 3-WIRE TO 2-WIRE GROUNDING ADAPTER

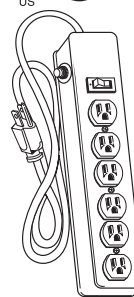
- 15A-125V

ORDER IN MULTIPLES SHOWN

612004 BULK | 10/100 |

612006 2/BAG | 12/10 |

PRICE PER BAG



## HEAVY DUTY 6 OUTLET METAL POWER STRIP

- Metal housing • 4 foot cord
- Circuit breaker protection
- Lighted on/off switch
- 15A-125V
- Meets UL 1363

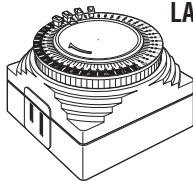
622206 BOX | 1/20 |

ADAPTERS

# SURGE PROTECTORS

POWER STRIPS AND SURGE PROTECTORS	62206	62208	646024	646031	611752	611745	PHONE/FAX/MODEM/COAXIAL SURGE PROTECTORS	62200	62202	62212	62214	62216
ABS Retardation Plastic Housing			✓	✓	✓	✓	ABS Retardation Plastic Housing	✓	✓	✓	✓	✓
Metal Housing	✓	✓					Metal Housing					
Number of MOVs		1		3	1	1	Number of MOVs	3	1	6	3	3
Surge Dissipation (Joules)		90		270	90	90	Surge Dissipation (Joules)	270	90	840	270	270
Line Protected: H-N		✓			✓	✓	Line Protected: H-N		✓			
Line Protected: H-N, H-G, N-G				✓			Line Protected: H-N, H-G, N-G	✓		✓	✓	✓
Child Protection Sliding Cover							Child Protection Sliding Cover			✓	✓	✓
Integrated Circuit Breaker Switch (2 in 1)		✓	✓				Integrated Circuit Breaker Switch (2 in 1)					
Number of AC Outlets	6	6	6	6	1	6	Number of AC Outlets	6	4	9	6	6
Clamping Voltage		330V		330V	330V	330V	Clamping Voltage	330V	330V	330V	330V	330V
LED Indicator				✓	✓	✓	LED Indicator	✓	✓			
LED Surger Indicator							LED Surger Indicator			✓	✓	✓
LED Wiring Indicator							LED Wiring Indicator			✓	✓	✓
EMI/RFI Noise Filter				✓			EMI/RFI Noise Filter	✓	✓	✓	✓	✓
On/Off Switch	✓	✓					On/Off Switch			✓	✓	✓
125VAC/15A	✓	✓	✓	✓	✓	✓	125VAC/15A	✓	✓	✓	✓	✓
Mounting Bracket	✓	✓	✓	✓		✓	Mounting Bracket			✓	✓	✓
Phone/Fax/Modem Protection							Phone/Fax/Modem Protection		✓	✓	✓	
Antenna/CATV/MATV Protection							Antenna/CATV/MATV Protection					✓
Listed under UL 497A							Listed under UL 497A		✓		✓	
Listed under UL 498					✓	✓	Listed under UL 498	✓	✓			
Listed under UL 1363	✓	✓	✓	✓			Listed under UL 1363				✓	✓
Listed under UL 1449		✓		✓	✓	✓	Listed under UL 1449	✓	✓	✓	✓	✓
CSA Listed	✓	✓	✓	✓			CSA Listed			✓	✓	✓

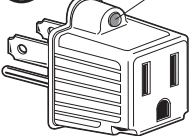
SURGE PROTECTORS



## LAMP AND APPLIANCE TIMER

- 2 on/off settings per day • Random pattern
- 1845W, 15 amp • White

602220 CLAM 1/6



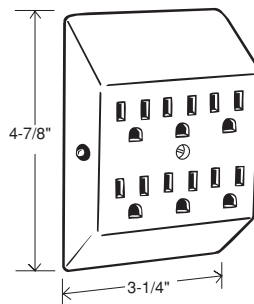
## SURGE PROTECTOR

- Full protection • Built-in EMI and RFI noise filter • 15A, 125VAC, 1875 watt

### SURGE INFO

- Maximum surge dissipation: 120 joules
- Peak voltage suppression: 330 volt
- Maximum surge current: 4500A
- Response time: less than one nanosecond

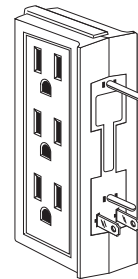
611752 BOX 1/12



## 6 OUTLET SURGE PROTECTOR

- Built-in EMI and RFI noise filter
- SURGE INFO**
- UL clamping voltage 330 volt
  - Line protection hot, neutral and ground
  - Max surge dissipation: 90 joules
  - Response time: less than 1 nanosecond
  - Max surge voltage: 6000 volts
  - Max spike current: 4500 amps at 25°C
  - Electric rating 125V/15A/1875W
  - Full protection • With indicator light

611745 IVORY CARD 1/10

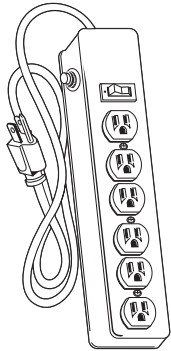


## 6 OUTLET SIDE ENTRY SURGE PROTECTOR

- Converts 2 outlet into 6
- Full 3 line surge protection
- EMI/RFI noise filter
- LED indicator
- 125VAC/15 amp
- 270 joules, 330V clamping voltage
- Meets UL 498 and UL 1449

622200 BOX 1/12

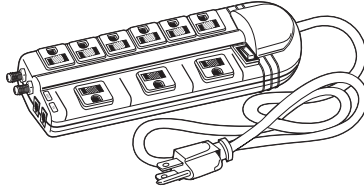
# SURGE PROTECTORS AND PLUGS



## HEAVY DUTY 6 OUTLET METAL SURGE PROTECTOR

- Metal housing • Resettable circuit breaker
- 90 joules, 330V clamping voltage
- Lighted on/off switch • 125VAC/15 amp
- 4 foot cord • Meets UL 1363 and UL 1449

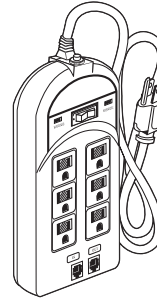
622208 BOX 1/20



## DELUXE 9 OUTLET SURGE PROTECTOR

- Phone/fax/modem and coaxial cable protection
- Full 6 line surge protection with 3 outlets designed for AC adapters
- LED indicator with lighted on/off switch
- 125 VAC/15 amp • 840 joules
- Safety child protective covers with 6 foot cord

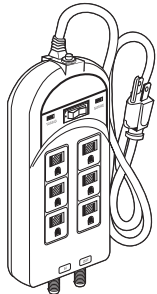
622212 BOX 1/20



## 6 OUTLET PHONE/FAX/MODEM SURGE PROTECTOR

- Phone/fax/modem protection • Full 3 line surge protection with 4 foot cord
- 125VAC/15 amp • EMI/RFI noise filter
- LED surge and wiring indicator 270 joules, 330V clamping voltage • Mounting hardware included • Meets UL 1363 and UL 1449
- Resettable circuit breaker and lighted on/off switch

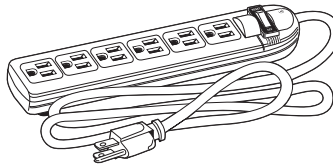
622214 BOX 1/20



## 6 OUTLET COAXIAL CABLE SURGE PROTECTOR

- Antenna/CATV/MATV coaxial cable protection
- Full 3 line surge protection with 4 foot cord
- LED surge and wiring indicator • Resettable circuit breaker and lighted on/off switch
- EMI/RFI noise filter • 125VAC/15 amp
- 270 joules, 330V clamping voltage
- Mounting hardware included • Meets UL 497A, UL 1363 and UL 1449

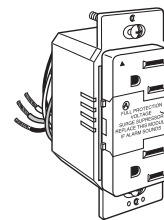
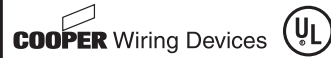
622216 BOX 1/20



## 6 OUTLET SURGE PROTECTOR

- Full 3 line surge protection with indicator light
  - 55" total overall length, 3 wire 14 AWG
  - Built in circuit breaker • Lighted on/off switch
  - Six grounded outlets • 125VAC/15 amp
  - Meets UL 1449
- SURGE INFO**
- Max surge dissipation: 210 joules
  - Clamping voltage 400V
  - Response time: less than five nanoseconds

646031 IVORY 1/24



## SURGE BLOC®

CONSUMER REPLACEABLE MODULE

- Surge suppression in isolated ground devices
- Continuous audible warning
- Replacement module restores protection
- Receptacle functional as power source with or without module • 125VAC/15 amp
- 320 joules one time max surge dissipation
- 13,000 amps max surge current
- Protects hot neutral, hot ground, neutral ground • 500V peak suppression voltage

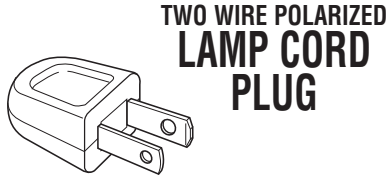
MFG #IG1208V-SP  
611775 IVORY BAG 1/5

SURGE PROTECTORS

# CONNECTORS AND PLUGS

## 2-WIRE PLUGS

**COOPER** Wiring Devices

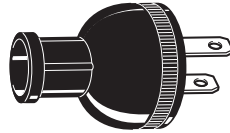


**TWO WIRE POLARIZED  
LAMP CORD  
PLUG**

- Just snap on, no tools needed; reusable
- 18/2 SPT only lamp cord
- 10A/125V

MFG #BP2601-6B-SP	ORDER IN MULTIPLES SHOWN		
<b>612210</b> BROWN CARD	10		
MFG #BP2601-6W-SP			
<b>612211</b> WHITE CARD	10		

**COOPER** Wiring Devices

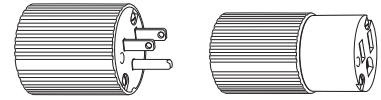


**ROUND  
UNBREAKABLE VINYL  
PLUG**

- 15A-125V • Black • 2P2W
- Cord diameter up to 7/16"

<b>612109</b> BULK	5/25		
--------------------	------	--	--

**COOPER** Wiring Devices




**E-Z KLAMP™ 3-WIRE  
PLUG &  
CONNECTOR**

- E-Z Klamp™ cord strain-relief for automatic cord clamping, no extra screws to tighten
- Safeguards terminal screw wire connections
- Color-coded line terminal screws, clamps, blades and contacts; Female contacts are double wide bronze • Dead front design

MFG #6867			
<b>612231</b> PLUG BOX	1/10		
MFG #6887			
<b>612233</b> CONN BOX	1/10		


PLUGS

**FLAT UNBREAKABLE  
VINYL  
PLUG**



- 15A-125V
- Brown

DEAD FRONT			
<b>612130</b> BULK	1/25		

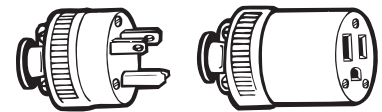


**ROUND  
UNBREAKABLE  
RUBBER  
CONNECTOR**

- 2 wire • Black
- With cord clamp
- Dead front

<b>612151</b> CONN BULK	1/25		
-------------------------	------	--	--

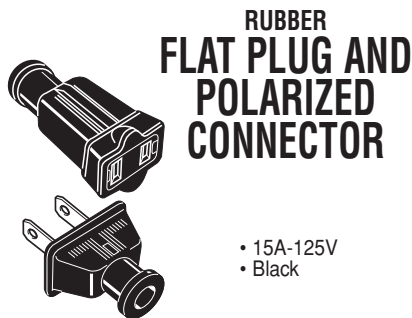
**COOPER** Wiring Devices



**ARMORED VINYL  
PLUG CONNECTOR**

- With cord clamp • 3-wire
- "U" ground 15A-125V • Yellow

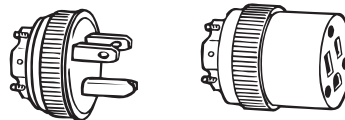
**COOPER** Wiring Devices



**RUBBER  
FLAT PLUG AND  
POLARIZED  
CONNECTOR**

- 15A-125V
- Black

<b>612095</b> PLUG	1/25		
<b>612102</b> CONN	1/10		



**ROUND  
UNBREAKABLE RUBBER  
PLUG &  
CONNECTOR**

- With cord clamp • 3-wire
- "U" ground • Black • 15A-125V

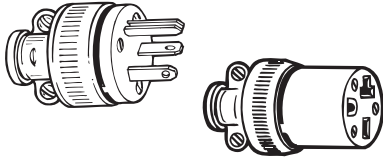
DEAD FRONT			
<b>612179</b> PLUG BULK	1/10		
<b>612186</b> CONN BULK	1/10		

MFG #2867			
<b>612221</b> PLUG BULK	1/10		
MFG #2887			
<b>612228</b> CONN BULK	1/10		



# PLUGS AND SURFACE RECEPTACLES

COOPER Wiring Devices 

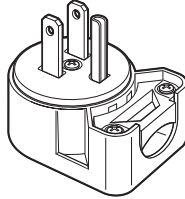


## ARMORED PLUG CONNECTOR

- With cord clamp • 3-wire
- Grounding • 20A-250V

612235	PLUG	BULK	1/10		
612242	CONN	BULK	1/10		

COOPER Wiring Devices 



## ANGLE 8 POSITION CORD PLUG

- Yellow • Vinyl angle plugs have eight possible positions for maximum convenience

MFG #4867AN	NEMA				
612264	15A	5-15	1/10		



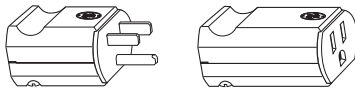


## SURFACE RANGE RECEPTACLE

- 125/250V

650518	50A	BOX	1/25		
--------	-----	-----	------	--	--

Pass & Seymour    
legrand

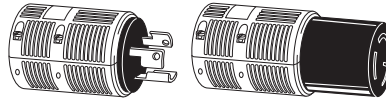


## HIPPO-HINGE™ 3-WIRE PLUG & CONNECTOR

- Two unique dual position grip inserts for a wide range in cord diameters and also up to 14/3 flat cable or 12/3 SPT-3
- .23—.36, .37—.45, .45—.72 diameters

MFG #GEC0511-9					
612244	PLUG	BULK	1/10		
MFG #GEC0513-9					
612251	CONN	BULK	1/10		

Pass & Seymour   
legrand



## LOCKING PLUG & CONNECTOR

- Heavy duty impact-resistant nylon
- Specification grade and federal grade where applicable • 15A or 20A-125V

MFG #70520-P					
612282	20A	BOX	1/10		
MFG #70520-C					
612284	20A	BOX	1/5	11.42	

COOPER Wiring Devices 

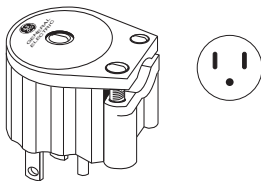


## 4-WIRE SURFACE DRYER RECEPTACLE

- Patented quick-lock, lay-in-AL-CU terminals for up to #4 wire • Combination 3/4", 1" KOs
- Clamp for cable entering end or back
- UL File E15058RTRT • CSA 6914 with copper wire • 3 pole, 4 wire grounding • 125/250V

MFG #1225					
650567	30A	BOX	1/10		

Pass & Seymour    
legrand



## ANGLE CORD PLUG

- Angled cap allows desk or equipment placement closer to wall • Keeps cords away from feet • 3 wire • 15A-120V
- Yellow

612261	BULK	1/10			
--------	------	------	--	--	--





## SURFACE DRYER RECEPTACLE


- 125/250V

650511	30A	BOX	1/25		
--------	-----	-----	------	--	--

PLUGS

# DRYER AND RANGE RECEPTACLES

COOPER Wiring Devices 




## 4-WIRE SURFACE RANGE RECEPTACLE

- 3 pole, 4 wire grounding
- 125/250V

MFG #1212

650574 50A BOX 1/10

COOPER Wiring Devices 




## SURFACE WELDER GROUNDING RECEPTACLE

- 250V • 2 pole
- 3-wire • Black

MFG #1252


650546 50A BOX 1/10



## FLUSH DRYER RECEPTACLE

- 125/250V • 3 pole
- 3-wire • Brown

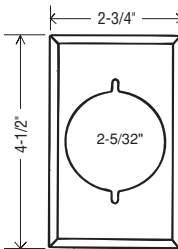
650504 30A BOX 1/25



## FLUSH RANGE RECEPTACLE

- 125/250V • 3 pole
- 3-wire • Brown

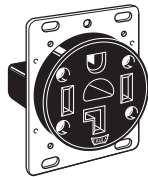
650525 50A BOX 1/25



## CHROME PLATED SINGLE RECEPTACLE WALL PLATE

- Chrome plated metal • Screws included
- 1 gang standard for range, dryer and power outlets • Cello wrap package

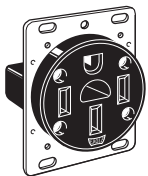
650539 BOX 1/25



## 4 WIRE FLUSH DRYER RECEPTACLE

- 30A-125/250V • UL approved for copper and aluminum • Accepts up to #4 wire
- Fits 2 gang or square boxes
- Face diameter is 2"

650657 30A BOX 1

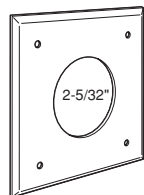


## 4 WIRE FLUSH RANGE RECEPTACLE

- 50A-125/250V • UL approved for copper and aluminum • Accepts up to #4 wire
- Fits 2 gang or square boxes
- Face diameter is 2"

650658 50A BOX 1

COOPER Wiring Devices 



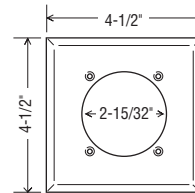
## CHROME 2 GANG SMALL RECEPTACLE WALL PLATE

- For use with small face #650657 and #650658
- Mounting screws included
- For use with three wire and four wire power receptacles
- Beveled edge

MFG #68SP

611398 BOX 1/36

COOPER Wiring Devices 




## LARGE RECEPTACLE 2 GANG WALL PLATE

- 2-15/32" hole • Mounting screws included
- Full gauge and size, beveled edge

MFG #69-CH


611400 BOX 1/10



## FLUSH A/C GROUNDING RECEPTACLE

- 250V • 2 pole
- 3-wire • Brown

650553 30A BOX 1/25



## FLUSH MOBILE HOME RECEPTACLE


- 30A-125V, 2 pole, 3 wire (NEMA-TT-30)
- Extra wide spring brass contacts

MFG #1263

650588 30A 1/25

## REPAIR PLUGS

Pass & Seymour  legrand



## GROUNDING ANGLE RANGE PLUG

- Yellow • 50A - 125/250V • Lug terminals
- Features unique 4 position mounting that allows cap to align with receptacle

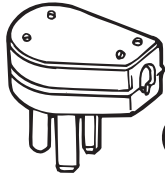
MFG #GE1052-9

650533 BOX 1/12

RECEPTACLES

# POWER CORDS AND WIRE CONNECTORS

COOPER Wiring Devices 



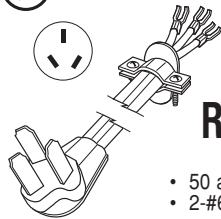
**RUBBER GROUNDING ANGLE PLUG**

- For range or dryer
- 3 pole, 3 wire, 50A -125/250V with L prong attachment for 30A rating • 30 or 50A

MFG #80

**650532** BAG 1/10





**FLAT RANGE CORD**

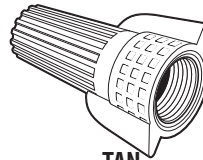
- 50 amp
- 2-#6 and 1-#8 wire SRDT

LENGTH

<b>647403</b>	4 FT.	SLEEVE	1/12
<b>647410</b>	5 FT.	SLEEVE	1/12
<b>647417</b>	6 FT.	SLEEVE	1/12







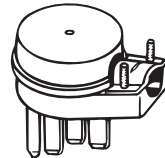
**TAN WIRE CONNECTOR**

- Tan • Replaces yellow and red connectors
- Easy torque offset wings give better grip and secure connections • Expanded wire range fits copper to copper connections

100 PER BOX  
PRICE PER BOX  
ORDER QUANTITY OF 1=1 BOX OF 100

**630020** BOX 1/10

COOPER Wiring Devices 



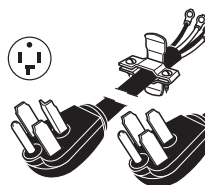
**4 WIRE UNIVERSAL ANGLE CAP**

- Has blades for both 30A and 50A
- Terminals protect wires and wire easily
- Angle plugs have clamp for cable up to 1-1/8" diameter • Set-screw terminals protect wires up to #4 • UL E15012AXUT
- 3 pole, 4 wire grounding 14P4W
- Extra wide spring brass contacts

MFG #21

**650581** BAG 1/10





**DRYER/RANGE CORD**


- 4 prong

Dryer Cord Range Cord

	DRYER	LENGTH	
<b>647480</b>	4 FT.	30A	1/12
<b>647482</b>	5 FT.	30A	1/12
<b>647484</b>	6 FT.	30A	1/12
	RANGE		
<b>647420</b>	4 FT.	50A	1/12
<b>647422</b>	5 FT.	50A	1/12







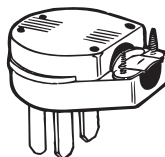
**FAN KIT WIRE CONNECTOR**

- Minimum 1 #20 with 1 #22; maximum 2 #16

100 PER BOX  
PRICE PER BOX  
ORDER QUANTITY OF 1=1 BOX OF 100

**630025** BOX 1/10

COOPER Wiring Devices 



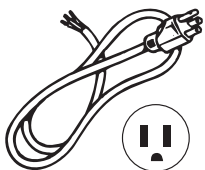
**VINYL GROUNDING ANGLE PLUG**

- For AC or welder
- 3 pole, 3 wire, 50A - 125/250V with L prong attachment for 30A rating

MFG #42

**650560** BAG 1/10





**ROUND DISPOSER CORD**

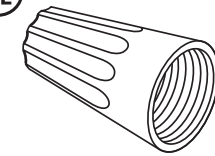
- 13A - 125V
- #16 gauge wire
- 3 conductor wire

LENGTH

<b>647578</b>	3 FT.	1/50
---------------	-------	------







**COPPER ONLY WIRE CONNECTOR**

- For copper only

100 PER BOX  
PRICE PER BOX  
ORDER QUANTITY OF 1=1 BOX OF 100

ORANGE — SMALL

**630001** BOX 1/50

YELLOW — MEDIUM


**630008** BOX 1/50

RED — LARGE

**630015** BOX 1/25

## APPLIANCE & POWER CORDS





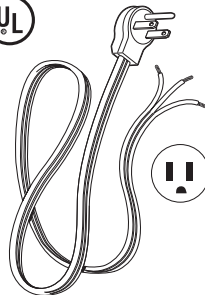
**DRYER CORD**

- 30 amp
- 10/3 SRDT

LENGTH

<b>647459</b>	4 FT.	SLEEVE	1/12
<b>647466</b>	5 FT.	SLEEVE	1/12
<b>647473</b>	6 FT.	SLEEVE	1/12





**FLAT DISPOSER CORD**

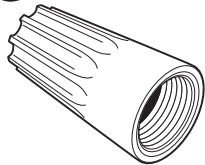
- 16 gauge wire
- Flat SPT-2 type
- 3 conductor wire
- 13 amp max
- 13A-125V

LENGTH

<b>647579</b>	3 FT.	1/12
<b>647575</b>	6 FT.	1/12

POWER CORDS

# WIRE CONNECTORS



## COPPER ONLY WIRE CONNECTOR

- For copper only • UL listed for pressure type wire connector
  - For solid and/or stranded wire • Temperature rating 105°C (221°F)
- GREY** • 300V maximum building wire • Approved for the following wire combinations: 2 #16, 2-3 #18, 2-4 #20, 3-5 #22, 1 #16+1 #18/20, 1 #16 + 1 #20 + 1 #22, 1 #16 + 1-3 #22, 1 #18 + 1-3 #20, 1 #18 + 1 #20 + 1 #22, 1 #18 + 1-4 #22, 2 #18 + 1 #20, 2 #18 + 1-2 #22, 1 #20 + 1-4 #22, 2 #20 + 1-3 #22 and 3 #20 + 1-2 #22

		PRICE PER BAG	
602602	25/BAG	1/10	
602601	100/BAG	1/10	
602600	500/BAG	1/20	

- BLUE** • 300V maximum building wire • Approved for the following wire combinations: 2-3 #16, 2-4 #18, 2-5 #20, 3-5 #22, 1 #14 + 1-3 #20, 2 #16 + 1 #18, 1 #18 + 3-4 #22, 4 #18 + 1 #22, 1 #20 + 4 #22, 4 #20 + 1 #22

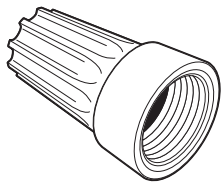
		PRICE PER BAG	
602607	25/BAG	1/10	
602606	100/BAG	1/10	
602605	500/BAG	1/20	

- ORANGE** • 300V maximum building wire • Approved for the following wire combinations: 2-5 #18, 2-3 #16, 1-2 #16 + 1-2 #18, 1 #16 + 3-4 #18, 1 #14 + 1-3 #18, 1 #14 + 1 #16

		PRICE PER BAG	
602612	25/BAG	1/10	
602611	100/BAG	1/10	
602610	500/BAG	1/20	

- YELLOW** • 600V maximum building wire • Approved for the following wire combinations: 3-5 #18, 2-4 #16, 2-3 #14, 2 #18 + 1-2 #16, 2 #16 + 1-2 #18, 1 #14 + 1-2 #18, 1 #14 + 1-2 #16, 1 #12 + 1 #18, 1 #12 + 1 #16, 1 #16 + 1-3 #18

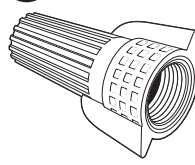
		PRICE PER BAG	
602617	25/BAG	1/10	
602616	100/BAG	1/10	
602615	500/BAG	1/20	



## COPPER ONLY WIRE CONNECTOR

- For copper only • For solid and/or stranded wire • UL listed for pressure type wire connector • 600V maximum building wire • Temperature rating 105°C (221°F) • Approved for the following wire combinations: 6 #18, 2-4 #14, 2-3 #12, 2 #10, 3 #12, 1 #12 + 2 #14, 2 #12 + 1 #14, 1 #10 + 2 #14, 1 #10 + 1 #12, 3 #14 + 1 #18 or 1 #16, 1 #12 + 2-4 #16, 2 #12 + 2 #16, 2 #12 + 2 #18 or #16, 1 #10 Solid + 1-4 #16 Solid, 1 #10 + 1-3 #16, 2 #10 + 1 #16

		PRICE PER BAG	
602622	25/BAG	1/10	
602621	100/BAG	1/10	
602620	500/BAG	1/10	



## COPPER ONLY WING-TYPE WIRE CONNECTOR

- For copper only • UL listed for pressure type wire connector • For solid and/or stranded wire • Temperature rating 105°C (221°F)
- YELLOW** • 600V maximum building wire/1000V maximum lighting fixture/luminaries and signs • Approved for the following wire combinations:

**600 VOLT**  
 2 #12, 3 #12 solid, 2-4 #14 or #16, 2-5 #18, 4 #20, 1 #10 + 1 #12 or #14, 1 #10 + 1-3 #16, 1 #10 + 2-3 #18, 1 #12 + 1-2 #14, 1 #12 + 1-3 #16 or #18, 2 #12 + 1 #14, 2 #12 + 1-2 #16 or #18, 1 #14 + 1-3 #16 or #18, 1 #14 + 1-3 #20 or #22, 2 #14 + 1-2 #16 or #18, 3 #14 + 1-2 #16 or #18, 1 #16 + 1-4 #18 or #20, 1 #16 + 2-4 #22, 2 #16 + 1-3 #18 or #22, 3 #16 + 1 #18, 1 #18 + 2-4 #20, 1 #18 + 3-4 #22, 2 #18 + 1-3 #20 or #22, 3 #18 + 1-2 #20 or #22, 4 #18 + 1 #20 or #22, 2 #20 + 2 #22, 3 #20 + 2 #22

**300 VOLT**  
 5 #16, 6 #18, 1 #12 + 4 #18, 1 #14 + 4 #18, 2 #16 + 4 #18, 3 #16 + 2-3 #18, 4 #16 + 1-2 #18, 5 #16 + 1 #18

		PRICE PER BAG	
602637	25/BAG	1/10	
602636	100/BAG	1/10	
602635 (630302)	500/BAG	1/10	

- TAN** • 600V maximum building wire/1000V maximum lighting fixture/luminaries and signs • Approved for the following wire combinations: 1-3 #10, 4 #12 solid, 1-3 #12, 1-5 #14, 1-6 #16, 2-6 #18, 2-6 #20, 3-6 #22, 1 #8 + 1 #12, 1 #8 + 2 #14, 1 #10 + 1 or 2 #12, 1 #10 + 1 #12 + 2 #14, 1 #10 + 1 or 2 #12 + 1 #14, 1 #10 + 1 #12 + 4 #16, 1 #10 or 1 #12 + 1 #14 + 3 #16, 1 #10/#12 + 1 #14 + 3 #16, 1 #10 + 1 #12 + 1 or 2 #16, 1 #10 or #12 + 1 or 2 #14 + 1 #16, 2 #10 + 1 #12, 1 #10 or #12 + 3-4 #14, 1-2 #10 + 1-2 #14, 1 #10 + 4 #16, 1 #10 solid + 5 #16 solid, 1-2 #10 or #12 + 3 #16, 1-2 #10 + 1-2 #16, 1-2 #10 + 4 #18, 1 #10 + 1-3 #18, 1 #12 + 2 #14 + 2 #16, 1-2 #12 + 1 #14 + 2 #16, 2 #12 + 3 #14, 1-2 #12 + 2 #14, 1-3 #12 + 1 #14 solid, 1-2 #12 or #14 + 4 #16, 1-3 #12 + 2 #16, 1-4 #12 or #14 + 1 #16, 1-2 #12 or #14 or #16 + 4 #18, 1-3 #12 or #14 or #16 + 3 #18, 1-4 #12 or #14 or #16 + 2 #18, 1-4 #12 or #14 or #16 + 1 #18, 1 #14 + 5 #16, 1-3 #14 + 3 #16, 1-4 #14 + 2 #16, 1 #14 or #16 or #18 + 3/4 #20, 1-3 #14 or #16 or #18 + 2 #20, 1-4 #14 or #16 or #18 + 1 #20, 1-2 #16 + 1 #20 + 1 #22, 1 #16 + 1 #18 + 1 #22, 1-2 #16 or #18 or #20 + 4 #22, 1-3 #16 or #18 or #20 + 3 #22, 1-4 #16 or #18 or #20 + 2 #22, 1-5 #16 or #18 + 1 #22, 2-5 #20 + 1 #22

		PRICE PER BAG	
602632	25/BAG	1/10	
602631	100/BAG	1/10	
602630 (630021)	500/BAG	1/10	

- RED** • 600 V maximum building wire/1000V maximum lighting fixtures/luminaries and signs • Approved for the following wire combinations:

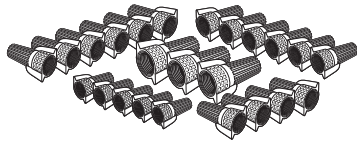
**600 VOLT**  
 2 or 3 #10, 2-4 #12, 5 #12 solid, 2-5 #14, 2-5 #16, 4-5 #18, 1 #8 + #10 or #12 or #14, 1 #10 + 1-3 #12, 1 #10 + 1-4 #14, 1 #10 + 1-4 #16 or #18, 1 #10 + 1 #12 + 1-2 #16, 1 #10 + 1 #12 + 1 #14, 1 #10 + 2 #14 + 1 #16, 2 #10 + 1-2 #14 or #16, 3 #10 + 1 #14, 1 #12 + 1-4 #14 or #16 or #18, 1 #12 + 5 #18, 1 #12 + 2 #14 + 1-2 #16, 2 #12 + 1-3 #14 or #16, 2 #12 + 2-3 #18, 3 #12 + 1-2 #14, 3 #12 + 1-2 #16 or #18, 4 #12 + 1 #14 or #16, 1 #14 + 1-4 #16, 1 #14 + 1-5 #18, 2 #14 + 1-3 #16 or #18, 3 #14 + 1-2 #16 or #18, 4 #14 + 1 #16 or #18, 1 #16 + 2-3 #18, 2-4 #16 + 1 #18, 3 #16 + 2 #18

**300 VOLT**  
 3 #14 + 3 #16 or #18, 5 #16 + 1 #18, 6 #16

		PRICE PER BAG	
602626	25/BAG	1/10	
602625	100/BAG	1/10	
602624 (630323)	500/BAG	1/10	

WIRE NUTS

# WIRE CONNECTORS



## ASSORTED WIRE CONNECTORS

- For solid and/or stranded wire UL listed for pressure type wire connector
- 600V maximum building wire/1000V maximum lighting fixtures/luminaries and signs • Temperature rating 105°C (221°F)
- Includes: 5 - red wing nuts, 6 - yellow wing nuts, 6 - orange wing nuts, 4 - blue wing nuts and 3 - grey wing nuts

PRICE PER BAG

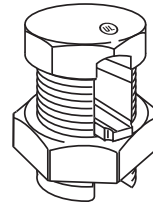
602640 24/BAG | 1/10



## WING-TYPE WIRE CONNECTOR PACK

- Handy 5-pack includes 3 boxes of yellow, 1 box of red and 1 box of tan for total of 500 wirenuts • For pressure type connectors for 600V max. building wire, 1000V max. on signs and fixtures • 105°C (221°F) max. temperature rating • Yellow - copper range 2 #18 min, 3 #12 max.
- Red - copper range 2 #16 min, 5 #12 max.
- Tan - copper range 2 #20 min, 1 #6 max.

630300 500/BOX | 1/6



## SOLDERLESS COPPER SPLIT BOLT CONNECTOR

- Used for splicing, joining, repairing of electrical wires
- For copper wire

#8 WIRE  
630600  
#6 WIRE  
630607  
#4 WIRE  
630614  
#2 WIRE  
630621

1/25  
1/25  
1/25  
1/100



## WING-TYPE WIRE CONNECTOR

- UL listed for pressure type connectors for 600V max. building wire, 1000V max. on signs and fixtures • 105°C (221°F) max. temperature rating

PRICE PER BOX

YELLOW-COPPER RANGE 2#18 MIN. 3#12 MAX

630309 100/BOX | 1/5

RED-COPPER RANGE 2#16 MIN. 5#12 MAX

630316 50/BOX | 1/10

BLUE-COPPER RANGE 1#10W/1#12 MIN. 1#6W/2#8 MAX

630337 50/BOX | 1/5



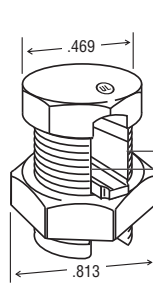
## WING-TYPE GROUND WIRE CONNECTOR

- UL Listed for pressure type connectors for 600V max. building wire • Top hole for single conductor will take up to #10 gauge

ORDER QUANTITY OF 1-BAG OF 50

GREEN — COPPER RANGE 2#16 MIN. 5#12 MAX

630338 50/BAG | 1/10

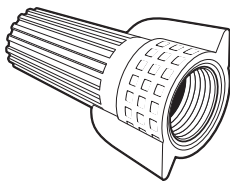


## AL/CU SPLIT BOLT CONNECTOR

- Use to connect wires together
- For copper to copper, copper to aluminum, aluminum to aluminum
- Indoor or outdoor use

MFG #8SOL-2STR

630595 BULK | 1/100




## WING TYPE WIRE CONNECTORS

GREEN RANGE 1 #10 W/ 1 #12 MIN - 3 #12 W/ 1 #14 MAX

602000 500/BAG | 1/10

BLUE RANGE 2 #10 W/ 1 #12 MIN - 1 #18 W/ 3 #10 MAX

602002 100/BAG | 1/15



## HIGH HEAT PORCELAIN WIRE CONNECTOR

- No. 3 medium wire connector

PRICE PER BAG

631428 15/BAG | 1/100




## OFFSET DESIGN SOLDERLESS COPPER TERMINAL LUG

- Screw terminal to accommodate #8 through #2 copper wire
- Made from seamless pure electrolytic copper
- 1/4" hole size

COPPER — #8-#2 WIRE  
630670

1/25



## CRIMP SLEEVE WIRE CONNECTOR

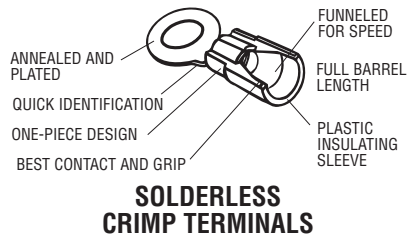
- Required by various codes for ground wires
- Zinc plated chromate steel
- Accepts a variety of solid or stranded

WIRE SIZES	MINIMUM	MAXIMUM
630711	1 #14 W/1 #18	2 #10W/1 #12
630714	3 #12	4 #10

630711 100/BOX | 1/10  
630714 50/BOX | 1/10

CONNECTORS

# CRIMP TERMINALS AND SPLICES



## SOLDERLESS CRIMP TERMINALS

- First choice of the professional
- Funnel-entry feature eliminates wire strand "hang-up" and increases crimping speed with reliability • Continuous duty temperature range of -40°F to 194°F (-40°C to 90°C)



## RING TONGUE

BLUE	WIRE SIZE	DIA TAB	PRICE PER BOX
630428	16-14	10	100/BOX 1/5
630449	12-10	1/4	50/BOX 1/5



## SPADE TONGUE

RED	WIRE SIZE	DIA TAB	PRICE PER BOX	
630463	22-18	4-6	100/BOX 1/5	
630470	22-18	8-10	100/BOX 1/5	
BLUE	630477	16-14	6	100/BOX 1/5
630484	16-14	10	100/BOX 1/5	
YELLOW	630491	12-10	10	50/BOX 1/5



## BUTT SPLICE

RED	WIRE SIZE	PRICE PER BOX	
630498	22-18	100/BOX 1/5	
BLUE	630505	16-14	100/BOX 1/5
YELLOW	630512	12-10	50/BOX 1/5



## FEMALE QUICK DISCONNECT

RED	WIRE SIZE	PRICE PER BOX	
630519	22-18	0.25 100/BOX 1/5	
BLUE	630526	16-14	0.25 100/BOX 1/5
YELLOW	630533	12-10	0.25 100/BOX 1/5



## MALE QUICK DISCONNECT

BLUE	WIRE SIZE	PRICE PER BOX
630540	16-14	0.25 100/BOX 1/5



## FULLY INSULATED NYLON

BLUE	WIRE SIZE	PRICE PER BOX
630547	16-14	0.25 100/BOX 1/5

## Thomas & Betts



## CT-1 CRIMPING TOOL

- Plier-type crimp tool for all non-insulated and insulated terminals and crimp sleeves

MFG #WT112 M

630717	BOX	1		
--------	-----	---	--	--

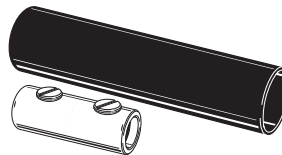


## BLACK HEAT SHRINK SPLICING KIT

- Helps secure pump wire leads to cable • Self-sealing tubing provides quick, leak-proof splicing • Connects #14, #12 or #10 gauge wire with crimp connectors • For splices exposed to sunlight

PRICE PER BAG

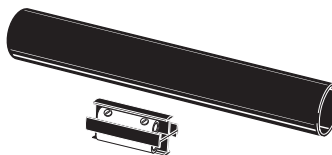
521130	2 WIRE	2/BAG	1/100	
521131	3 WIRE	3/BAG	1/100	



## HEAT SHRINK SPLICING KIT

- Contains one slotted set-screw splice connector and one 4" heavy-wall polyolefin heat shrinkable tube
- Rated at 600V max • #8 to #2

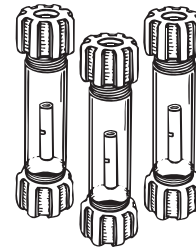
823200	BOX	1		
--------	-----	---	--	--



## UNDERGROUND UF SPLICING KIT

- Makes waterproof splices on underground UF cable AWG 14/3 or 12/2 minimum to AWG 8/3 maximum • Safe, permanent connection • Seal with heat gun or torch
- Contains one cable connector, 4 brass connectors and one 8" length of thick wall mastic lined shrinkable tubing

823204	BOX	1/5		
--------	-----	-----	--	--




## COMPRESSION SPLICING KIT

- Designed to ensure a quick, leakproof connection • Connects #14, #12 and #10 wire

PRICE PER BAG

521140	3 WIRE	3/BAG	1/50	
--------	--------	-------	------	--



## VINYL ELECTRICAL TAPE

- 7 mil

3/4" x 60 FT.

ORDER IN MULTIPLES SHOWN

3466	BULK	10/250		
------	------	--------	--	--



## PLASTIC COLOR CODING TAPE


- 600 volt • 7 mil thickness • High quality vinyl
- 0° to 176° F • Excellent for electrical connections

3/4" x 66 FT. ORDER IN MULTIPLES SHOWN

	COLOR	
461090	RED	5/200
461091	WHITE	5/200
461092	BLUE	5/200
461093	GREEN	5/200
461096	YELLOW	5/200
461094	GRAY	5/200
461095	BROWN	5/200
461097	ORANGE	5/200

SPLICES

# ELECTRICAL TAPE AND CONTACT CLEANER




## COLOR CODING TAPE

- 7 mil. • 1/2" x 15 feet • 1 roll each - green, yellow, blue, white, red • Suitable for use at not more than 600 volts and not more than 176°F (80°C)

1/2" x 15 FT.  
461099

BAG

1/120




## FRICTION TAPE

- Adhesive compound on both sides • Meets A.S.T.M.-D69
- Overwrap electrical connections • Black cloth friction tape
- 1000V minimum dielectric strength

3/4" x 60 FT.  
461103

1/50



## PROFESSIONAL PVC ALL WEATHER ELECTRICAL TAPE

- Temp. range -10° to +176°F (80°C)
- 600 volt • Excellent memory




3/4" x 66 FT.  
EL3466

BULK

10/100

ORDER IN MULTIPLES SHOWN




## RUBBER TAPE

- 30 mil. semi-cured rubber
- Self vulcanizing — water resistant



3/4" x 22 FT.  
461102

1/100



## PREMIUM GRADE ALL WEATHER ELECTRICAL TAPE

- Temperature range -0° to 176°F



3/4" x 66 FT.  
461101

BULK

1/144



## ELECTRIC MOTOR CONTACT CLEANER

- Non-flammable • Non-conducting
- Great for cleaning alternators, generators, starters, contact relays, electric components, brake linings and CV joints

MEG #NM1  
880056

20 OZ. CAN

1/12

ELEC. TAPE

# METAL BOXES AND COVERS

## METAL BOXES AND COVERS

### HANDY BOXES AND COVERS FOR SURFACE MOUNTING

**Steel City** 



#### UTILITY HANDY BOX

- Bulk • 4"L x 2-1/8"W
- 1/2" K.O.

MFG #58351-1/2; RACO #650 — 1-1/2" DEEP

**621405** 10.3 C.I. | 1/50



MFG #58361-1/2; RACO #660 — 1-7/8" DEEP

**621412** 13.0 C.I. | 1/50

MFG #58371-1/2; RACO #663 — 2-1/8" DEEP

**621419** 14.5 C.I. | 1/50

**Steel City** 



#### UTILITY HANDY BOX


- 4"L x 2-1/8"W • 1-7/8" deep
- 3/4" K.O.

MFG #58361-3/4; RACO #663

**621413** 18.0 C.I. | 1/30



**Steel City** 



#### GALVANIZED STEEL HANDY BOX COVER

- 4"L x 2-1/8"W • With captive screws

MFG #58-C-7; RACO #864

**621202** DUPLEX BULK | 1/25

MFG #58-C-30; RACO #865

**621216** TOGGLE BULK | 1/25

MFG #58-C-1; RACO # 860

**621209** BLANK BULK | 1/25

MFG #58-C-6; RACO #861

**621200** 1/2" K.O. BULK | 1/25



**Steel City**  



#### HANDY BOX EXTENSION RING

- 1/2" K.O. • Standard 1-7/8" deep
- Install without removing screws from existing box

MFG #59361-1/2; RACO #665

**621620** 13.0 C.I. | 1/30



### STEEL SWITCH BOXES WITH CONDUIT KNOCKOUTS

**Steel City** 



#### GANGABLE SINGLE GANG BOX


- With 1/2" knockouts
- 2-1/2" deep

MFG #CDOW; RACO #500

**621538** 12.5 C.I. | 1/25



**Steel City** 



#### GANGABLE EXTRA DEEP BOX

- 1/2" K.O. • 3-1/2" deep

MFG #CY-1/2; RACO #590

**621545** 18.0 C.I. | 1/25



**Steel City** 



#### GANGABLE MASONRY BOX


- 2-1/2" deep • 1/2" and 3/4" K.O.
- 3-3/4"H x 1-15/16"L • Always have the flexibility to add gangs if the application calls for additional devices • Never have to special order large gang boxes
- Eccentric knockouts provide better mechanical strength and ground continuity
- Non-metallic high/low voltage partition requires no separate grounding
- Additional knockout on 2-1/2" deep box and mounting holes in sides ease installation

MFG #GW-1 25-G; RACO #690

**621525** 15.0 C.I. | 1/20







#### NON-GANGABLE HOLD-TITE BOX

- 2-1/2" deep
- 1/2" K.O.
- Side clips grip walls for tight hold

MFG #CDOW-TG; RACO #425

**621608** 12.5 C.I. | 1/25

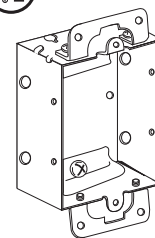


### STEEL SWITCH BOXES WITH NM ROMEX CLAMPS



"C5" CLAMPS-STANDARD FOR MOST NON-METALLIC CABLE BOXES





#### NON-GANGABLE SHALLOW BOX

- With non-metallic sheathed cable clamps
- 1-1/2" deep

MFG #SWB; RACO #445

**621524** 7.5 C. I. BULK | 1/25




BOXES



# METAL SWITCH BOXES

**Steel City** 



**GANGABLE BOX**


- 2-1/4" deep with cut-in corners • 1/2" K.O.
- With non-metallic sheathed cable clamps

MFG #CXWOW: RACO #471

**621559** 10.5 C.I. | 1/25



**Steel City** 



**NON-GANGABLE BOX**

- 1/2" K.O. • 2-1/2" deep

MFG #A-257 RACO #555

**621629** 12.5 C.I. | 1/25



**Steel City** 



**GANGABLE HOLD-TITE BOX**


- 1/2" K.O. • 2-1/2" deep
- With armored cable/metal clad clamp
- Side clips grip walls for tight hold

MFG #LXOWC: RACO #523

**621601** 12.5 C.I. | 1/25



**Steel City** 



**GANGABLE BOX**

- With non-metallic sheathed cable clamps

MFG #LXWOW: RACO #519 — 2-1/2"

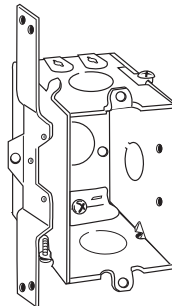
**621531** 12.5 C.I. | 1/25

MFG #CWN: RACO #567 — 2-3/4" DEEP

**621611** 14.0 C.I. | 1/25



**Steel City** 



**GANGABLE BOX**

- 1/2" K.O.
- With non-metallic sheathed cable clamp

MFG #CWNV: RACO #341

**621615** 14.0 C.I. | 1/25



 "X" CLAMPS - STANDARD FOR ARMORED CABLE BOXES

**Steel City** 



**GANGABLE BOX**

- 1/2" K.O. • 2-1/2" deep
- With armored cable/metal clad clamps

MFG #LXOW: RACO 1518

**621533** 12.5 C.I. | 1/25



**Steel City** 



**GANGABLE EXTRA DEEP BOX**

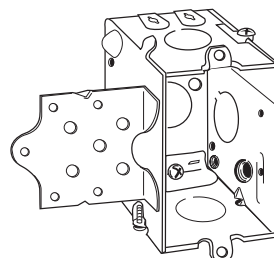
- 3-1/2" deep • 1/2" K.O.
- With non-metallic sheathed cable clamps

MFG #CXWOW: RACO #567

**621552** 18.0 C.I. | 1/25



**Steel City** 

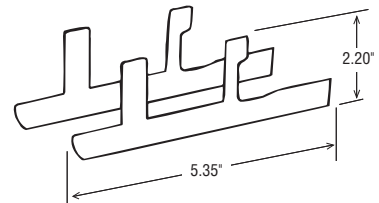


**GANGABLE BOX**

- 2-1/2" deep • 1/2" K.O.
- With mounting bracket and Romex clamps

MFG #806-SW: RACO #529

**621622** 12.5 C.I. | 1/25



**SWITCH BOX SUPPORTS**

- Metal holders for installing boxes into sheetrock, metal lathe, etc.
- Two pieces required for installation

MFG #820-D

**624004** 100

 ORDER IN MULTIPLES SHOWN

SWITCH BOXES

# COVERS AND SWITCH BOXES

**Steel City** 



## HOLD-TITE STEEL BOX CLIPS

- Clip locks old work steel switch boxes tightly into wall
- Attaches to many steel boxes
- 1 pair




MFG #OWC  
**624002**

25

ORDER IN MULTIPLES SHOWN

**Steel City** 



## STEEL RAISED SURFACE COVER

- Fits 4" square boxes • 1/2" raised
- Mounting screws included for device
- One switch, one duplex receptacle
- Meets new requirements of 1993 NEC
- 5.0 C.I.




MFG #RS-2; RACO #806

**621296**

BULK

1/30

**Steel City** 



## STEEL RAISED SURFACE COVER

- 1/2" deep • Allows mounting of device to a 4" square box
- Cadilite finish steel • Screws included
- Meets new requirements of 1993 NEC
- 5.0 C.I.



MFG #RS-12; RACO #802

**621293** 1 DUPLEX


1/30

MFG #RS-8; RACO #807

**621314** 2 DUPLEX

1/30

**Steel City** 



## STEEL RAISED SURFACE COVER

- Single receptacle • Fits 4" square boxes
- 1/2" raised • Mounting screws included for device
- 5.0 C.I. • 1-13/32" dia. hole




**621297**

BULK

1/30

**Steel City** 




## STEEL RAISED SURFACE COVER

- For GFI or decorative style receptacle or switch
- Fits 4" square boxes • 1/2" raised
- Mounting screws included for device
- 5.0. C.I.



**621299** BULK 1/25

**Steel City** 



## 4" SQUARE BOX

- 1/2" & 3/4" K.O.
- Economy welded construction
- Mounting screws for p-ring included



1-1/2" DEEP

MFG #52151-1/2 + 3/4 EW; RACO #189

ORDER IN MULTIPLES SHOWN

**621644**

21.0 C.I.

1/30

**621646**

21.0 C.I.

50

2-1/8" DEEP


MFG #52171-1/2 AND 3/4; RACO #232

**621657**

30.3 C.I.

1/50

**Steel City** 



## STEEL RAISED SURFACE COVER

- Fit 4" square boxes • 1/2" raised
- Mounting screws included for device
- 5.0 C.I.




**621295** 1 SWITCH BULK

1/30

**621294** 2 SWITCH BULK

1/30

**Steel City** 



## SINGLE RECEPTACLE RAISED SURFACE DRYER/RANGE COVER

- Fits 4" square boxes • 1/2" raised
- Mounting screws included for device
- 5.0 C.I. • 2-5/32" dia. hole



**621298**

BULK

1/50

**Steel City** 



## 4" SQUARE BOX

1-1/4" SHALLOW K.O.  
MFG #52141-1/2; RACO #185

ORDER IN MULTIPLES SHOWN

**621640**

1/2"

18.0 C.I.

1/50

1-1/2" DEEP

MFG #52151-1/2; RACO #190-3/4

**621643**

1/2"

21.0 C.I.

1/30

**621642**

1/2"

21.0 C.I. I.

50

MFG #52151-1/2 & 3/4; RACO #192

**621650**

1/2" & 3/4"

21.0 C.I.

1/30

**621651**

1/2" & 3/4"


21.0 C.I.

50

SWITCH BOXES

# Steel City METAL SWITCH BOXES

**Steel City** 



**4-11/16"  
CONSTRUCTION  
SQUARE  
BOX**

- Mounting screws for p-ring included

2-1/8" DEEP

MFG #72171-1/2" & 3/4" E: RACO #257


**621647** 42.0 C.I. | 1/20

MFG #72171-3/4" & 1": RACO #265

**621653** 42.0 C.I. | 1/20



**Steel City** 



**4"  
SQUARE  
BOX**


- 1-1/2" deep • 1/2" & 3/4" E K.O.
- With armored cable/metal clad cable clamps
- B type bracket used to mount to face of stud

MFG #52151 - BX: RACO #224

**621638** 21.0 C.I. | 1/25



**Steel City** 



**4"  
SQUARE  
BOX**

- 1-1/2" deep • 1/2" & 3/4" K.O.
- MS type bracket used to mount to any depth of metal stud, open or closed side

MFG #52151 - MS - 1/2" & 3/4": RACO# 227


**621654** 21.0 C.I. | 1/25



**Steel City** 



621659



621661

**GANG BOX**

- 4-1/2" high • 1-5/8" deep
- 1/2" & 3/4" K.O.

MFG #3G - 1/2" & 3/4": RACO #952


**621659** 58.0 C.I. | 1/5

MFG #4G - 1/2" & 3/4": RACO #953

**621661** 70.0 C.I. | 1/5



**Steel City** 



**4"  
SQUARE  
BOX**

- Type CV brackets allow box to be mounted to flat side of metal or wood studs
- 1/2" & 3/4" E K.O.




MFG #52171-CV-1/2" & 3/4": RACO #235 — 2-1/8" DEEP

**621667** 30.3 C.I. | 1/25

MFG #52151-CV-1/2" & 3/4": RACO #196 — 1-1/2" DEEP

**621656** 21.0 C.I. | 1/25

**Steel City** 



**4"  
SQUARE  
BOX**


- 1-1/2" deep • 1/2" & 3/4" E K.O.
- With armored cable/metal clad cable clamps
- MS type bracket used to mount to any depth of metal stud, open or closed side

MFG #52151 - MSX: RACO# 229

**621641** 21.0 C.I. | 1/25



**Steel City** 



**4"  
SQUARE  
BOX**

- With non-metallic sheathed cable clamps
- Type SV brackets allow box to be mounted to side of stud with positioning spikes
- 1/2" & 3/4" E K.O. • 1-1/2" deep


MFG #52151 - VN: RACO #220

**621624** 21.0 C.I. | 1/25



**Steel City** 

**STOCKED IN  
CHICAGO  
WAREHOUSE ONLY**



**4"  
SQUARE  
BOX**

- 1/2" & 3/4" E K.O. • SV type bracket used to mount to side of stud with positioning spikes

MFG #52151-V-1/2" & 3/4": RACO #197 — 1-1/2" DEEP

**621760** 21.0 C.I. | 1/25

MFG #52171-V-1/2" & 3/4": RACO #235 — 2-1/8" DEEP

**621665** 30.3 C.I. | 1/25



SWITCH BOXES

# MOUNTING ACCESSORIES AND EXTENSION RINGS

**Steel City**  




**4" SQUARE FLAT BLANK COVER**

MFG #52-C-1; RACO #752

**621258** BULK 1/50



**Steel City** 



**4" SQUARE DUPLEX DEVICE PLASTER RING**

MFG #52-C-17; RACO #778

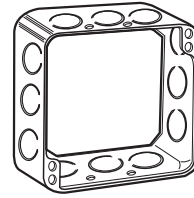
**621279** 1/2" RISE BULK 1/25

MFG #52-C-18-5/8; RACO #769

**621239** 5/8" RISE BULK 1/25



**Steel City** 



**4" SQUARE EXTENSION RING**

- Standard 1-1/2" deep
- Install without removing screws from existing box • 21.0 C.I.

MFG #53151 1/2; RACO #201

**621609** 1/2" 1/30

MFG #53151 1/2 & 3/4 RACO #203

**621613** 1/2" & 3/4" 1/50



**Steel City** 



**SQUARE FLAT BOX COVER**

- 1/2" K.O.

MFG #52-C-6; RACO #753


**621265** BULK 1/50

MFG #72-C-6; RACO #833

**621272** BULK 1/25



**Steel City** 




**SINGLE DEVICE 4-11/16" PLASTER RING**

MFG #72-C-14-5/8; RACO #843


**621275** 5/8" RISE BULK 1/25



**Steel City**  



621631




621633

**GANG BOX PLASTER RING**

- 4-11/16" wide • Raised 13/16" for plaster
- Extra plugged screw holes to allow cover to fit next smaller box size • Space bottom tapped holes 3-9/32" for standard device
- Space between gangs are 1-3/16" centers

**Steel City** 



**4" SQUARE SINGLE DEVICE PLASTER RING**

MFG #52-C-13; RACO #772

**621237** 1/2" RISE BULK 1/30

MFG #52-C-14; RACO #773


**621236** 3/4" RISE BULK 1/50

MFG #52-C-14-5/8; RACO #768

**621238** 5/8" RISE BULK 1/30



**Steel City** 



**4" SQUARE/ROUND PLASTER RING**

- Ears tapped 8/32" • Center to center dimension in opening 2-23/32"

MFG #52-C-3-1/2 RACO #767

**621241** 1/2" RISE BULK 1/50



MFG #3-GC; RACO #822

**621631** 8-13/16" 1/5

MFG #4-GC; RACO #823

**621633** 10-5/8" 1/5




EXTENS. RINGS

# EXTENSION RINGS AND CEILING BOXES



## BOX EXTENDER



- Adjusts up to a 1-1/2" box extension
- Functions with all standard devices, switches, and GFCI's
- Non-conductive plastic for safer installations
- Neutral color
- Flexible plastic trims easily drywall, tile or paneling

621614 | 1/25

Steel City




## 4" OCTAGON BOX

- 1-1/2" deep
- With non-metallic sheathed cable clamps

MFG #54151-N; RACO #146  
621517 15.8 C.I. | 1/50



Steel City



621244  
621256

621251

## OCTAGON BOX COVER

4" OCTAGON

MFG #54-C-1; RACO #722

621244 BLANK BULK | 1/50

MFG #54-C-6; RACO #724

621251 1/2" K.O. BULK | 1/50

3-1/2" OCTAGON

MFG #24-C-1; RACO #703

621256 BLANK BULK | 1/25



Steel City



## SWITCH BOX EXTENSION RING


- Add 7/8" depth to existing switch boxes for remodeling applications
- Screws included

MFG #SBEX; RACO #976

621612 | 1/50



Steel City



## 4" OCTAGON EXTENSION RING


- 1/2" And 3/4" K.O.
- Standard 1-1/2" deep
- Install without removing screws from existing box

MFG #55151-1/2-3/4; RACO #130

621617 15.8 C.I. | 1/25



Steel City



## 4" OCTAGON CEILING BOX


- With 18-1/2" adjustable bar hanger
- With Romex clamps
- 1-1/2" deep

MFG #54151-NF; RACO #326

621678 15.8 C.I. | 1/25



Steel City



## 4" OCTAGON BOX

1-1/2" DEEP

K.O.

MFG #54151-1/2; RACO #125

621503 1/2" 15.8 C.I. | 1/50

MFG #54151-1/2 & 3/4; RACO #127

621510 1/2" & 3/4" 15.8 C.I. | 1/50


2-1/8" DEEP

MFG #54171 - 1/2 & 3/4; RACO #167

621519 1/2" & 3/4" 22.5 C.I. | 1/25



Steel City



## 4" OCTAGON CEILING BOX

- 1-1/2" deep
- With "L" bracket for flush mount
- With non-metallic sheathed cable clamps

MFG #54151-NL; RACO #160

621520 15.8 C.I. | 1/50



Steel City



## SHALLOW CEILING BOX

- 1/2" K.O.
- 3-1/4" diameter, 1/2" deep
- With Romex clamps


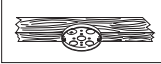
MFG #36115-C; RACO #292


621664 4.0 C.I. | 1/100



CEILING BOXES

# CEILING BOXES

**Steel City**  




**PANCAKE CEILING BOX**

- 1/2" K.O. • 4" diameter • 1/2" deep

MFG #56111: RACO #293

<b>621668</b>	6.0 C.I.	1/50	
---------------	----------	------	--



**Steel City** 




**CEILING BLANK-OFF KIT**

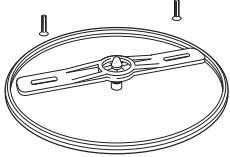
- 5" diameter • White blank plate has beveled edge for snug fit • Includes two 8/32 screws for mounting to standard 4" ceiling boxes

MFG #CF5

<b>621342</b>	BOX	1/15	
---------------	-----	------	--



**A** 





**CEILING COVER PLATE**

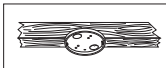
- Provides completely smooth cover for round and octagonal boxes while hiding the mounting screws • Paintable to match ceiling
- Works with 3-1/2"—4" round or octagonal boxes • Easy to install • White

<b>621351</b>		1/50	
---------------	--	------	--

**CEILING FAN BOXES**

**Steel City**  

RATINGS: 35 LB. FANS 50 LB. LIGHTS





**CEILING FAN BOX**

- For new homes or remodeling/additions
- Contains: 6.0 cu.in. 1/2" deep box, two lag screws, two case hardened support screws with lock washers, one ground screw
- 1/2" knockouts • Meets NEC 370-17(c)

MFG #56111-CFB

<b>621680</b>	BOX	1/10	
---------------	-----	------	--



**Steel City**  

RATINGS: 35 LB. FANS 50 LB. LIGHTS




**CEILING FAN BOX**

- For new homes or remodeling/additions
- Two sets of bolt holes for standard or narrow fan brackets • Contains: 15.8 cu. in., 1-1/2" deep box, two lag screws, two case hardened screws with lock washers, one ground screw and cable clamps 1/2" knockouts
- Meets NEC 370-17(c)



MFG #54151-CFB

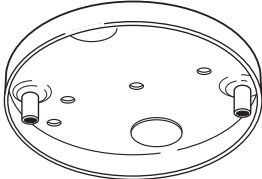
<b>621685</b>	15.8 C.I.	BOX	1/10
---------------	-----------	-----	------

MFG #54171-CFB

<b>621682</b>	22.5 C.I.	BOX	1/10
---------------	-----------	-----	------



**Pass & Seymour**  




**CEILING FAN BOX**

- Supports fans up to 35 lbs. or fixtures up to 50 lbs. • Easy peel stick and screw installation
- Flush mount female studs protect wiring
- Fits Hunter Original® • 1-1/2" deep

MFG #77705

<b>621677</b>	6.5 C.I.	BOX	1/24
---------------	----------	-----	------



**A** 






**4" ROUND PRESS-ON FAN/FIXTURE BOX**

- Ready to install for fast, secure installations
- Gripping tangs hold box in place while you reach for your screwdriver • Supports fixture or fans weighing up to 70 lbs.

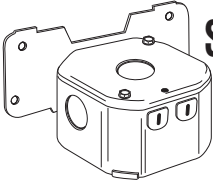
MFG #FB415

<b>621679</b>	10.5 C.I.	BOX	1
---------------	-----------	-----	---

**Pass & Seymour**  



RATINGS: 35 LB. FANS 50 LB. LIGHTS



**CEILING FAN/LIGHT FIXTURE SIDE MOUNT BOX**

- Ready box features stick-on adhesive to hold in place while screws are being installed
- Supports fans up to 35 lbs. and fixtures up to 50 lbs. • 4" octagon box


MFG #55020



<b>621686</b>	21 C.I.	BOX	1/24
---------------	---------	-----	------


1-1/2" DEEP

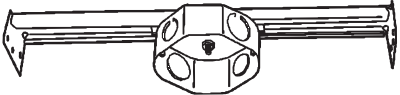
MFG #55015

<b>621688</b>	16 C.I.	BOX	1/24
---------------	---------	-----	------



**Pass & Seymour**  







**CONTRACTOR'S SLIDE CEILING FAN BRACE**

- Easy peel, stick, and screw installation can be done in less than 1 minute
- Supports fans up to 60 lbs. and fixtures up to 100 lbs. • Electrical box slides along bar, and can be placed in desired location
- Includes 1-1/2" deep, 4" octagon box

MFG #65501

<b>621687</b>	16 C.I.	BULK	1/50
---------------	---------	------	------



**Steel City** 



**NEW WORK CEILING FAN BOX**

- With bar hanger • For new homes or remodels/additions • Expands to fit ceiling joists on 12" to 16" centers • Listed for ceiling fans up to 35 lbs or fixtures up to 50 lbs
- May be used for drywall or lath and plaster ceilings • Uses 4" octagon box - 6.0 C.I.

MFG #56111-CFB-DW

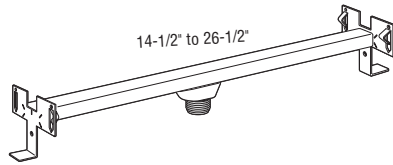
<b>621683</b>	BOX	1/10	
---------------	-----	------	--



CEILING BOXES

# FAN BOXES AND GROUNDING ACCESSORIES

**Steel City** 



## ADJUSTABLE BAR HANGER


- Expands from 14-1/2" — 26-1/2"
- Offset 1-3/16" for drywall construction
- Remove 3/8" stud to attach box

MFG #6010-ADW



**621671** BULK | 1/25

**Pass & Seymour**    
**legrand**

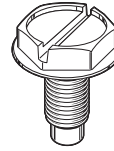


## OLD WORK EASY FAN BRACE

- With bar hanger • Installs from below the ceiling • Easily expandable to accommodate 16" and 24" joists • Supports fans up to 60 lbs. and fixtures up to 100 lbs.
- Includes 1-1/2" deep, 4" octagon box
- Includes one support rod, one box support assembly, and one fan support assembly

MFG #33310

**621697** 16 C.I. BULK | 1/12

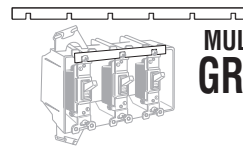


## GREEN GROUNDING SCREW

- Green straight slot and hex head 10/32 screw with washer • 3/8" long • Used for quick grounding of switch and outlet boxes

ORDER IN MULTIPLES SHOWN

**624037** BOX | 100/1000



## MULTIPLE SWITCH GROUNDING STRAP

- Saves approximately 5 minutes per switch
- Designed to fit multi-gang switches and receptacles • Simple installation • In compliance with section 404.9(B) of the NEC code



ORDER IN MULTIPLES SHOWN

**624005** | 5

**624010** | 10

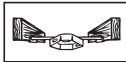
**Steel City** 



## NEW WORK CEILING FAN BOX

- With bar hanger • For new homes or remodels/additions • Expands to fit 16" and 24" O.C. joists • Two sets of bolt holes for standard or narrow fan brackets • Fits 2 x 4 or larger joists • Includes one completely assembled unit, four wood screws

RATING:  
35 LB. FANS  
50 LB. LIGHTS

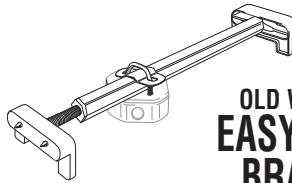


MFG #Z1525



**621690** BOX | 1/12

**Pass & Seymour**    
**legrand**



## OLD WORK EASY FAN BRACE

- With bar hanger • Installs from below the ceiling • Easily expandable to accommodate 16" and 24" joists • Use with standard electrical box (not included) • Supports fans up to 60 lbs. and fixtures up to 100 lbs.
- Includes one support rod, one box support assembly, and one fan support assembly

MFG #33300

**621699** BOX | 1/12



**Steel City** 



## GROUNDING SCREW AND #12 PIGTAIL

- 10-32 x 3/8 slotted hexagon head washer face ground screw • Green dye finish
- Includes one six inch solid copper #12 A.W.G. insulated wire



ORDER IN MULTIPLES SHOWN

MFG #GSC-12, RAC0 #983

**624006** | 25

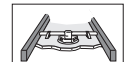
**Steel City** 



## OLD WORK CEILING FAN BOX

- With bar hanger • For existing homes
- Installs from below the ceiling • Pull-apart design provides adjustable length, to fit both 16" and 24" O.C • Two sets of bolt holes for standard or narrow fan brackets Includes: one support tubing assembly, one box support assembly, 1- 1/2" deep outlet box, two sets fan support bolts (2-1/4" and 1"), four box/fan support bolt locknuts, one cable clamp, one ground screw, gripper pad

RATINGS:  
35 LB. FANS  
50 LB. LIGHTS

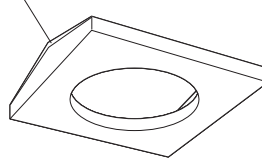


MFG #Z1010



**621695** BOX | 1

**A**  
4 x 12 OR 18"  
CEILING PITCH  
TRIMMABLE TO 2 x 12  
OR 8"



## CATHEDRAL CEILING MOUNTING BLOCK

- Automatically centers in cathedral ceilings
- Paintable • Accommodates 3-1/2"-4" electrical boxes
- Supported by fixture or canopy fan

**621711** | 1/25





## BOX GROUNDING CLIP

- Made of zinc plated steel for #10, #12 and #14 gauge building wire

ORDER IN MULTIPLES SHOWN

**624030** BOX | 100/1000

GROUNDING

# NON-METALLIC BOXES

**Carlton** 

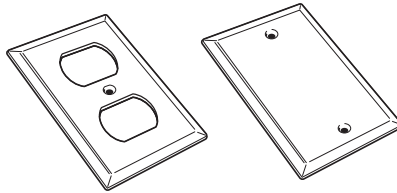


## NON-METALLIC LOW VOLTAGE BRACKET

- Designed to fit a standard faceplate
- Backless design accommodates large/deep low voltage devices
- Can be attached to wood or steel studs
- Accommodates bend radius requirements for low voltage cabling

MFG #SC100A

<b>663165</b>	1 GANG	1/24		
MFG #SC200A				
<b>663166</b>	2 GANG	1/24		



## NON-METALLIC HANDY BOX COVERS

- Interchangeable with metal handy box covers
- Made of durable polycarbonate material making them virtually indestructible

<b>621222</b>	BLANK	BULK	1/25	
<b>621223</b>	DUPLX	BULK	1/25	

**Carlton** 



## SINGLE GANG QUICK CONNECT OUTLET AND SWITCH BOX

- 16 C.I.
- Suitable for masonry walls
- Meets NEMA OS-2

MFG #A58381D K.O.

<b>663173</b>	1/2"	BULK	1/25	
MFG #A58381E				
<b>663174</b>	3/4"	BULK	1/25	

**Carlton** 



## NON-METALLIC LOW VOLTAGE OLD WORK BRACKET

- Rectangular flange for faster, easier installation
- Shallow bracket - less material, easier to work with
- Thinner flange for less protrusion on the wall
- Chamfered corners prevent racking

1 GANG  
MFG #SC100RR

<b>663167</b>	2-1/4" x 3-1/4"	1/12		
2 GANG MFG #SC200RR				
<b>663168</b>	3-15/16" x 4"	1/6		

**Carlton** 



## NON-METALLIC SINGLE GANG FLANGED OLD WORK BOX

- 8 C.I. shallow flanged box for low voltage applications
- 1-1/4" deep

MFG #B108R-UPC

<b>663159</b>	BULK	1/25		
---------------	------	------	--	--

**Carlton** 



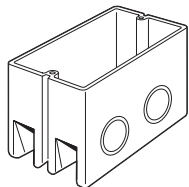
## NON-METALLIC 4" SQUARE OUTLET AND SWITCH BOX

- 20 C.I.
- Suitable for masonry walls
- 1/2" And 3/4" knockouts
- Meets NEMA OS-2

MFG #A521DE

<b>663175</b>	BULK	1/15		
---------------	------	------	--	--

**NON-METALLIC BOXES HAVE A 2-HOUR FIREWALL RATING**



## NON-METALLIC HANDY BOX

- Heavy wall for use with non-metallic conduit systems, as well as non-metallic sheath type cable
- Includes two integral cable clamps that hold non-metallic cable without additional separate clamps

<b>621220</b>	BULK	1/50		
---------------	------	------	--	--

**Carlton** 




## NON-METALLIC SINGLE GANG OLD WORK BOX

- 8 C.I. • 1-1/4" deep
- Great for walls having little depth
- Non-conductive
- 2 integral cable clamps

MFG #B108B-UPC

<b>663158</b>	BULK	1/25		
---------------	------	------	--	--

**Carlton** 



## SINGLE GANG RAISED COVER

- 1/2" rise
- 4" x 4"
- 3.5 C.I.
- Will not rust or corrode

MFG #A410R-CAR

<b>663163</b>	BULK	1/20		
---------------	------	------	--	--


SWITCH BOXES



# NON-METALLIC BOXES

SWITCH BOXES

**Carlon** 



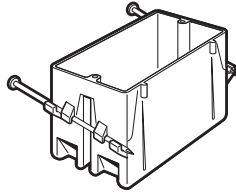
## SQUARE BLANK COVER

- Two gang • 4"
- Will not rust or corrode

MFG #A400R-CAR

**663164** BULK | 1/25 | |

**Carlon** 



## NON-METALLIC SINGLE GANG NAIL-ON BOX

- 2-1/4" W x 3-3/4" L • Safe, blue PVC construction • For new work
- Includes captive nails • Knockouts for Romex


MFG #B118A-UPC

**622118** 18 C.I. BULK | 1/100 | |

MFG #B120A-UPC

**622120** 20 C.I. BULK | 1/100 | |

**Carlon** 



## NON-METALLIC SINGLE GANG ZIP BOX BLUE™ SWITCH BOX

- Captive nails for quick installation
- 2-1/4"W x 3-3/4"L x 3-1/2"D

MFG #B122A-UPC

**663154** BULK | 1/100 | |

**Carlon** 




## BOX EXTENDER

- Non-metallic/non-conductive • Includes 2 screws • Extends switch and outlet boxes set to deep in the wall up to 1-1/8" thickness

MFG #B1EXT

**663155** | 1/12 | |

**UNION/ Thomas&Betts** 



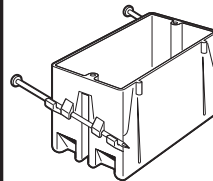
## SINGLE GANG PHENOLIC NAIL ON SWITCH BOX

- New work • Single gang 3-11/16"W x 2-1/4"L 18.0 C.I., 3-1/8" deep
- Classic feature with bottom nail mounting
- 150°C heat rated material

MFG #2000

**622029** BOX | 1/100 | |

**Carlon**




## NON-METALLIC SUPERBLUE™ NAIL ON SWITCH OR OUTLET BOX

- Single gang • Combine the rigidity of a hard shell thermoform PVC style boxes, to create a new, non-metallic wiring box • Rigid construction resists flexing and won't crack like other hard shell boxes • Molded-in nailing flanges and molded-in cable clamps make installation faster
- 22.0 C.I.

MFG #BH122A

**622220** BULK | 1/100 | |

**UNION/ Thomas&Betts** 



## THERMOPLASTIC NAIL-IT SWITCH BOX

- Single gang - 2-1/4"W x 3-3/4"L
- Safe, non-metallic • For new construction
- With captive nails and knockouts for Romex

MFG #N1710 — 2-1/2" DEEP

**622014** 18.0 C.I. BULK | 1/100 | |


MFG #SN18 — 2-3/4" DEEP

**622021** 18.0 C.I. BULK | 1/100 | |

MFG #SN21 — 3-1/4" DEEP

**622023** 20.5 C.I. BULK | 1/100 | |

**BOWERS/ Thomas&Betts**




## THERMOPLASTIC POSI-SET® SINGLE GANG NAIL ON SWITCH BOX

- New work • 2-7/8"D x 3-3/4"L x 2-1/4"W
- Wire capacity: 9#14, 8#12, 7#10 • 18.0 C.I.
- Includes Posi-set® cups and non-distort angled captive nail supports

MFG #118NP

**622025** BOX | 1/100 | |

**Thomas&Betts** 



## THERMOPLASTIC DUAL VOLTAGE BOX

- To accommodate power and voice/data under one standard wallplate
- For new construction • #622015 features side nails for wood studs • #622018 features side screws for metal studs

MFG #SN-21-DV — 3-1/4" DEEP

**622015** 20.5 C.I. BULK | 1/50 | |

MFG #E-18-4-DV

**622018** 20.5 C.I. BULK | 1/50 | |

# NON-METALLIC BOXES

## Steel City



### NON-METALLIC GRIP-ON™ SINGLE GANG SWITCH BOX

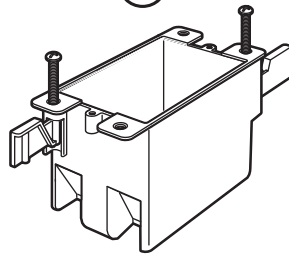
- No tools required to install • Special clamps grip on to wood stud • Removable and resettable with fast-set device mounts

MFG #GO-23-FS

601160

1/30

## Carlton



### NON-METALLIC SINGLE GANG OLD WORK BOX

- 2-3/4" deep • 14 C.I. • Safe, blue PVC construction • Comes with snap-in brackets for old work and Romex knockouts


MFG #B114RUPC

622107

BULK

1/50

## UNION/Thomas&Betts



### THERMOPLASTIC NAIL-IT DRYER/RANGE BOX

- Single gang • Safe, non-metallic
- For new construction • With captive nails and knockouts for Romex • Suitable for range and dryer use • 30.0 C.I. • 3-5/8" deep

MFG #RD-30


613206

BOX

1/50



## BOWERS / Thomas&Betts



### METAL STUD THERMOPLASTIC POSI-SET® SINGLE GANG SWITCH BOX

- New work • 3-3/4"L x 2-1/4"W
- Lateral bracket fits nails, screws or staples
- Easy to remove integral side mounting bracket and rear install cavity
- Mounts on either side of stud • Mounting holes on both sides of box, providing horizontal mounting
- 2-7/8" deep • 18.0 C.I.

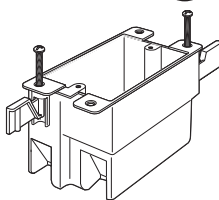
MFG #118-LBP

622100

BOX

1/100

## Carlton



### SUPERBLUE™ NON-METALLIC OLD WORK SWITCH OR OUTLET BOX

- Combine the rigidity of a hard shell thermoset box with the features of thermoform PVC style boxes, to create a new, non-metallic box • Rigid construction frames resist flexing, and won't crack like other hard shell boxes • Molded-in cable clamps make installation faster

SINGLE GANG

MFG #BH118R

622227

18 C.I.

BULK

1/36

DOUBLE GANG

MFG #BH234R


622228

34 C.I.

BULK

1/18

## UNION/Thomas&Betts



### THERMOPLASTIC 2-GANG NAIL-IT BOX

- New work • 3-1/8" deep with captive nails, knock-outs for Romex • 3/8" offset molded wallboard tabs • 36.0 C.I.

MFG #SN236


622070

BULK

1/50



SWITCH BOXES



### THERMOPLASTIC SINGLE GANG SWITCH BOX

- 2-7/8" deep with snap-in bracket for old work and knockouts for Romex
- With ears • 14.0 C.I.

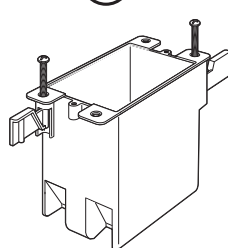
622007

BULK

1/100



## Carlton



### NON-METALLIC SINGLE GANG OLD WORK BOX

- Extra wire capacity • Lightweight
- High impact PVC construction
- UL listed for fire resistance
- For use in existing construction • 20 C.I.


MFG #B120R

622140

BULK

1/50

## BOWERS / Thomas&Betts



### THERMOPLASTIC POSI-SET® TWO GANG NAIL ON SWITCH BOX

- New work • 3-3/32"D x 4"L x 3-3/4"W
- Wire capacity: 17#14, 15#12, 13#10
- Two gang nail on switch box • 34.0 C.I.
- Includes: Posi-set® device mounting clips and two nails

MFG #234NP

622027

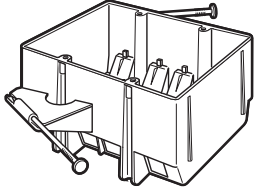
BOX

1/50

# NON-METALLIC BOXES

**Carlon** 

## NON-METALLIC 2-GANG SWITCH/OUTLET BOX



- Safe, blue PVC construction
- For new work • Includes captive nails
- Knockouts for Romex
- 3" deep • 32 C.I.

MFG #B232A-UPC

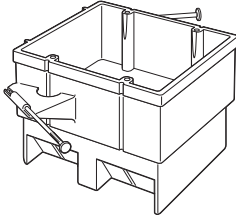
**622170**

BULK

1/50

**Carlon** 

## SUPERBLUE™ NAIL-ON SWITCH OR OUTLET BOX



- Combine the rigidity of a hard shell thermoset box with the features of thermoform PVC style box, to create a new, non-metallic box • Rigid construction frames resist flexing and won't crack like other hard shell boxes • Molded-in nailing flanges and molded-in cable clamps make installation faster

MFG #BH235A — 2 GANG

**622222**

35 C.I.

BULK

1/48

MFG #BH353A — 3 GANG

**622223**


53 C.I.

BULK

1/24

**Thomas&Betts** 

## PHENOLIC TWO GANG NAIL ON SWITCH BOX



- New work • 3-1/8" deep
- 150°C heat rated material
- Features high clamp and compound angled nail mounting

MFG #1052-C


**622033**

BOX

1/50

**Thomas&Betts** 

## THERMOPLASTIC TWO GANG OLD WORK BOX



- 32.0 C.I. • Steel ears for secure installation • Integrated Romex clamps

MFG #E232-4


**622037**

BOX

1/50

**UNION/ Thomas&Betts** 

## PHENOLIC 2-GANG OLD WORK BOX



- Safe, non-metallic for Romex • For installation of switches or outlets into existing walls • 2-1/2" x 3-1/8" x 4-3/16"
- 150° heat rated material • 25.0 C.I.

MFG #6062-4

**622035**


BULK

1/50



**UNION/ Thomas&Betts** 

## THERMOPLASTIC SINGLE GANG BOX



- 4" square • 2-1/2" deep with captive nails • With knock-outs for Romex • 32.5 C.I.

MFG #4S1310C

**622077**

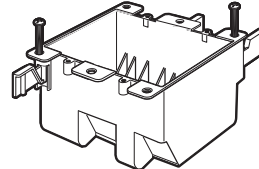
BULK

1/50



**Carlon** 

## NON-METALLIC 2-GANG OLD WORK SWITCH OR OUTLET BOX



- 2-3/4" deep • Safe, blue PVC construction • Comes with snap-in brackets for old work • Knockouts for Romex • 25 C.I.

MFG #B225R-UPC


**622135**

BULK

1/30

**Carlon** 

## NON-METALLIC 3 GANG OLD WORK BOX



- 55 C.I. • 3-11/16" deep
- 8 mounting ears
- High temperature resistance
- High impact PVC construction

MFG# B355R


**663156**

BULK

1/6

**UNION/ Thomas&Betts** 

## THERMOPLASTIC 3 GANG NAIL-IT BOX



- 3-7/16" deep, with knockouts for Romex • 3/8" offset wallboard tabs • 56.5 C.I.

MFG #SN35Z

**622028**

BULK

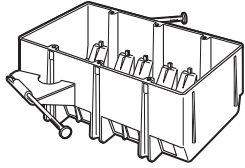
1/20



NON-MET. BOXES

# NON-METALLIC WALL AND CEILING BOXES

**Carlon** 



## NON-METALLIC 3-GANG NAIL-ON SWITCH OR OUTLET BOX

- Safe, blue PVC construction
- For new work • Includes captive nails and wire support • 2-3/4" deep
- Knockouts for Romex • 44 C. I.


MFG #B344A-UPC

**622128**

BULK

1/50

**Carlon** 



## NON-METALLIC 4 GANG OLD WORK BOX

- 68 C.I. • 8 mounting ears
- High temperature resistance
- High impact PVC construction

MFG #B468R

**663157**


BULK

1/6

**UNION/ Thomas&Betts** 

## PHENOLIC 4-GANG SWITCH BOX

- 3-5/8" deep, with knockouts for Romex • 150° heat rated material
- 60.0 C.I.



MFG #2004BH

**622031**

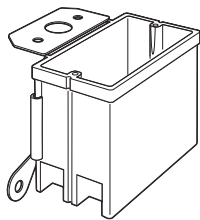
BOX

1/10



**Carlon** 

## ADJUST-A-BOX™ NON-METALLIC ADJUSTABLE BOX



- Allows the installer to adjust the box to any thickness with the turn of a screw • Simply clip the included bracket to the stud, and the box mounts square and secure every time
- Secure the bracket to the stud, and turn the screw clockwise or counter clockwise to make it flush with any wall covering • Double gang includes knock-out clamp

MFG #B121ADJ

**622235** SINGLE GANG

21 C.I.

BULK

1/24

MFG #B234ADJ

**622236** DOUBLE GANG

34 C.I.

BULK

1/16

**UNION/ Thomas&Betts** 



## THERMOPLASTIC CEILING BOX

- 4" round • 2-5/16" deep with captive nails
- Knock-outs for Romex
- 22.5 C.I.

MFG #N423C

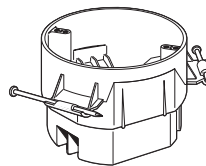
**622084**

BULK

1/50

**Carlon** 

## SUPERBLUE™ NAIL-ON CEILING BOX



- Combine the rigidity of a hard shell thermoform PVC style boxes, to create a new, non-metallic wiring box
- Rigid construction frames resist flexing and won't break like other hard shell boxes
- Molded-in nailing flanges and molded-in cable clamps make installation faster • 25 C.I.

MFG #B525A

**622230**


BULK

1/48

**UNION/ Thomas&Betts** 

## PHENOLIC OLD WORK BOX

- 3-1/2" round
- 2-1/8" deep
- 14.0 C.I.



MFG #3080-902

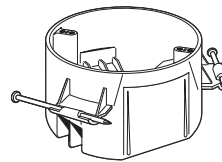
**622080**

BULK

1/50

**Carlon** 

## NON-METALLIC 3-7/8" ROUND NAIL-ON CEILING BOX



- Safe, blue PVC construction
- Includes captive nails for new work
- Knockouts for Romex
- 2-1/4" deep • 20 C. I.

MFG #B520A


**622184**

BULK

1/75

**Carlon** 

## NON-METALLIC FAN RATED CEILING BOX



- Listed for fan support up to 35 lbs. and fixture support up to 50 lbs.
- Captured nails for quick installation
- 4" diameter • 3.06" deep

MFG #BH525L

**663161**

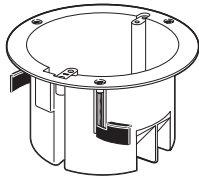
BULK

1/24

CEILING BOXES

# CEILING AND FLOOR BOXES

**Carlton** 



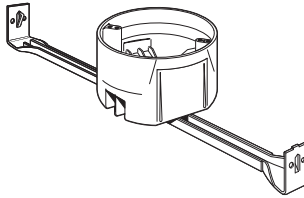
## NON-METALLIC 4-1/4" ROUND CEILING BOX

- 2-11/16" deep • Safe, blue PVC construction
- Includes snap-in brackets for old work
- Knockouts for Romex • 18 C.I.

MFG #B618R-UPC

**622180** BULK | 1/100 | |

**Carlton** 



## NON-METALLIC 4" ROUND CEILING BOX

- Safe, blue PVC construction • 2-1/4" deep
- Mounted on bar hanger
- Bar adjusts from 14-1/2" - 23-1/2"
- Knockouts for Romex • 20 C.I.

MFG #B620H-UPC

**622190** BULK | 1/75 | |

**Carlton** 



## NON-METALLIC ROUND FLOOR BOX

- Allows for various thicknesses of concrete pours • Use a hacksaw to cut off at desired height to accommodate carpet, tile or other flooring • Carlton leveling ring assures a level top every time

MFG #E971FB

**663196** BOX | 1/10 | |

**UNION/Thomas&Betts** 



## THERMOPLASTIC CEILING BOX

- 4" round • 2-5/16" deep, mounted on 24" bar hanger • 90° heat rated material • 22.5 C.I.

MFG #N423-C-95

**622000** BULK | 1/50 | |

**Carlton** 



## ROUND BLANK COVER

- For use with 4/0 ceiling boxes
- 4" diameter • Will not rust or corrode

MFG #E460R-CAR

**663162** BULK | 1/35 | |

**Carlton** 



## SINGLE DOOR ROUND DUPLEX AND GFCI FLOOR BOX COVER

- For tile and carpet applications • Rugged solid brass construction • Screws concealed under door • Suitable for high traffic areas

MFG #E97BR

**663197** BOX | 1/5 | |

**Carlton** 




## HIGH-IMPACT THERMOPLASTIC ROUND DUPLEX RECEPTACLE FLOOR BOX COVER

- For tile and carpet applications
- Compatible with standard NEMA duplex, and 1-1/4" NPS receptacles • Drill points (3/8") provided for low voltage cable pass throughs

MFG #E97DSB

**663198** BROWN BOX | 1/10 | |

**Carlton** 




## NON-METALLIC CEILING BOX WITH HANGER BAR

- Hanger bar adjusts from 11-1/2" to 18-1/2"
- Listed for fixture support up to 50 lbs.
- 2.95" depth

MFG #BH525H

**663160** | 1/20 | |

**Carlton** 



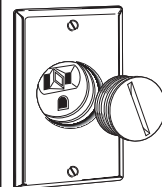
## NON-METALLIC SINGLE GANG ADJUSTABLE FLOOR BOX

- Adjusts from 0" to 1-7/8" • Tough ABS construction • Complete assembly includes box, duplex receptacle and cover

MFG #B121BFBR

**663195** IVORY | 1/8 | |

**EAGLE**   
ELECTRIC



## BRASS SINGLE GANG FLOOR RECEPTACLE

- Includes solid brass cover, threaded brass closure cap and single receptacle, 15A/125V
- For dry locations


MFG #5797/10

**622192** | 1 | |

CEILING BOXES

# CONDUIT AND CONNECTORS

## NON-METALLIC CONDUIT

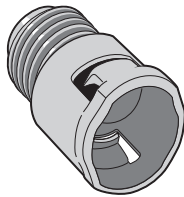


- Blue, flexible, electrical non-metallic conduit, approved by N.E.C. Article 331, is commonly used in place of E.M.T. conduit
- Easily bent, eliminating the need for LBs

		ORDER IN MULTIPLES SHOWN		PRICE PER FOOT		ORDER PER FOOT IN BOX QUANTITIES ONLY	
626914	1/2" x 200 FT.	BOX	200				
626921	3/4" x 100 FT.	BOX	100				



### ONE PIECE ENT QUICK CONNECT THREADED ADAPTER



- Suitable for damp locations
- Concrete-tight when used with Carlon ENT

		ORDER IN MULTIPLES SHOWN		PRICE PER FOOT		ORDER PER FOOT IN BOX QUANTITIES ONLY	
MFG #A243D							
626973	1/2"		1/150				
MFG #A243E							
663171	3/4"		1/100				



### ONE PIECE ENT QUICK CONNECT COUPLING

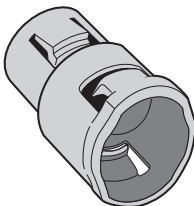


- Suitable for damp locations
- Concrete-tight when used with Carlon ENT

		ORDER IN MULTIPLES SHOWN		PRICE PER FOOT		ORDER PER FOOT IN BOX QUANTITIES ONLY	
MFG #A240D							
663169	1/2"		1/150				
MFG #A240E							
663170	3/4"		1/100				



### ONE PIECE ENT QUICK CONNECT SNAP-IN ADAPTER



- Suitable for damp locations
- Concrete-tight when used with Carlon ENT

		ORDER IN MULTIPLES SHOWN		PRICE PER FOOT		ORDER PER FOOT IN BOX QUANTITIES ONLY	
MFG #A253D							
626976	1/2"		1/150				
MFG #A253E							
663172	3/4"		1/100				

## NON-METALLIC LIQUID TIGHT

OUR UL, PVC SCHEDULE 40 CONDUIT AND FITTINGS FOLLOW THE MARKET ON A COMPETITIVE BASIS AND ARE SUBJECT TO CHANGE WITHOUT NOTICE

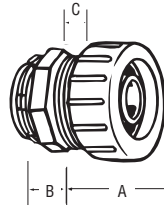


- Flexible non-metallic conduit is non-conductive, strong, lightweight, UV resistant and installs quicker, easier than metallic liquid tight conduit • Cut-to-length easily with utility knife or PVC cutter (no sharp edges) • Suitable for temperatures to 80°C
- Resists corrosion, abrasion, oil, water, acid, metal shavings, etc.

		ORDER IN MULTIPLES SHOWN		PRICE PER FOOT		ORDER PER FOOT IN BOX QUANTITIES ONLY	
626900	1/2" x 100 FT.	BOX	100				
626907	3/4" x 100 FT.	BOX	100				
626908	1" x 100 FT.	BOX	100				



### NON-METALLIC LIQUID TIGHT STRAIGHT CONNECTOR




- Connectors install by pushing while twisting clockwise and then tightening sealing nut (included)
- Use with non-metallic flexible liquid-tight conduit

		ORDER IN MULTIPLES SHOWN		PRICE PER FOOT		ORDER PER FOOT IN BOX QUANTITIES ONLY	
626809	1/2" 1.54" x .44" x 1.39"		1/25				
626816	3/4" 1.60" x .46" x 1.58"		1/10				
626817	1" 1.97" x .57" x 1.92"		1/5				



### NON-METALLIC LIQUID TIGHT 90° CONNECTOR

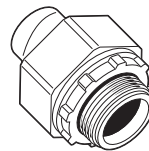


- Connectors install by pushing while twisting clockwise and then tightening sealing nut (included)
- Use with non-metallic flexible liquid-tight conduit

		ORDER IN MULTIPLES SHOWN		PRICE PER FOOT		ORDER PER FOOT IN BOX QUANTITIES ONLY	
626823	1/2" 2.5" x .44" x 2.24"		1/25				
626830	3/4" 2.91" x .46" x 2.50"		1/10				
626831	1" 3.54" x .57" x 3.17"		1/50				



### NON-METALLIC LIQUID TIGHT SCREW ON STRAIGHT CONNECTOR



- Grey • Conduit threads onto ferrule and up inside the outer body, inside taper squeezes down on the outside of conduit for a superior liquid tight seal
- UV rated plastic • Use with non-metallic liquid tight conduit, type B • Also for use with flexible non-metallic tubing


		ORDER IN MULTIPLES SHOWN		PRICE PER FOOT		ORDER PER FOOT IN BOX QUANTITIES ONLY	
1/2"							
626841	1.460 x .535 x 1.100		1/25				
3/4"							
626846	1.545 x .535 x 1.400		1/25				

CONDUIT

**ALL ITEMS ON THIS PAGE ARE SHIPPED  
DIRECT FROM THE FACTORY  
\$150 MINIMUM ORDER REQUIRED  
FRIEGHT PREPAID ON ORDERS OF \$900 OR MORE**



### EMT CONNECTORS




- Set screw type
- Steel

MFG #	SIZE	ORDER IN MULTIPLES SHOWN
MFG #631S		
<b>1821289</b>	1/2"	500
MFG #632S		
<b>1821290</b>	3/4"	250
MFG #633S		
<b>1821291</b>	1"	200
MFG #634S		
<b>1821292</b>	1-1/4"	25
MFG #635S		
<b>1821293</b>	1-1/2"	25
MFG #636S		
<b>1821294</b>	2"	20
MFG #637S		
<b>1821295</b>	2-1/2"	12
MFG #638S		
<b>1821296</b>	3"	12
MFG #639S		
<b>1821297</b>	3-1/2"	6
MFG #640S		
<b>1821298</b>	4"	6



### EMT COUPLINGS

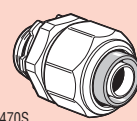


- Set screw type
- Steel

MFG #	SIZE	ORDER IN MULTIPLES SHOWN
MFG #641S		
<b>1821319</b>	1/2"	500
MFG #642S		
<b>1821320</b>	3/4"	250
MFG #643S		
<b>1821321</b>	1"	100
MFG #644S		
<b>1821322</b>	1-1/4"	25
MFG #645S		
<b>1821323</b>	1-1/2"	25
MFG #646S		
<b>1821324</b>	2"	20
MFG #647S		
<b>1821325</b>	2-1/2"	12
MFG #648S		
<b>1821326</b>	3"	12
MFG #649S		
<b>1821327</b>	3-1/2"	6
MFG #650S		
<b>1821328</b>	4"	6

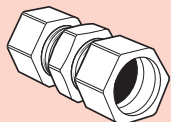


### LIQUID TIGHT CONNECTORS



- Straight
- Malleable iron

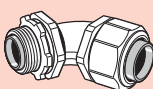
MFG #	SIZE	ORDER IN MULTIPLES SHOWN
MFG #470S		
<b>1821340</b>	3/8"	250
MFG #471S		
<b>1821341</b>	1/2"	200
MFG #472S		
<b>1821342</b>	3/4"	100
MFG #473S		
<b>1821343</b>	1"	50
MFG #473S		
<b>1821344</b>	1-1/4"	50
MFG #475S		
<b>1821345</b>	1-1/2"	20
MFG #477S		
<b>1821347</b>	2-1/2"	1
MFG #478S		
<b>1821348</b>	3"	1
MFG #479S		
<b>1821349</b>	3-1/2"	1
MFG #480S		
<b>1821350</b>	4"	1



### EMT COUPLINGS

- Compression type
- Steel

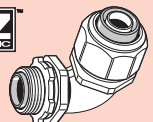
MFG #	SIZE	ORDER IN MULTIPLES SHOWN
MFG #661S		
<b>1821309</b>	1/2"	250
MFG #662S		
<b>1821310</b>	3/4"	250
MFG #663S		
<b>1821311</b>	1"	100
MFG #664S		
<b>1821312</b>	1-1/4"	25
MFG #665S		
<b>1821313</b>	1-1/2"	20
MFG #666S		
<b>1821314</b>	2"	15
MFG #667S		
<b>1821315</b>	2-1/2"	6
MFG #668S		
<b>1821316</b>	3"	6
MFG #669S		
<b>1821317</b>	3-1/2"	5
MFG #670S		
<b>1821318</b>	4"	3



### LIQUID TIGHT CONNECTORS

- 45° angle
- Malleable iron

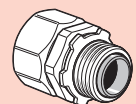
MFG #	SIZE	ORDER IN MULTIPLES SHOWN
MFG #230S		
<b>1821329</b>	3/8"	100
MFG #231S		
<b>1821330</b>	1/2"	100
MFG #232S		
<b>1821331</b>	3/4"	100
MFG #233S		
<b>1821332</b>	1"	50
MFG #234S		
<b>1821333</b>	1-1/4"	20
MFG #235S		
<b>1821334</b>	1-1/2"	20
MFG #236S		
<b>1821335</b>	2"	20
MFG #237S		
<b>1821336</b>	2-1/2"	1
MFG #238S		
<b>1821337</b>	3"	1
MFG #239S		
<b>1821338</b>	3-1/2"	1
MFG #240S		
<b>1821339</b>	4"	1



### LIQUID TIGHT CONNECTORS

- 90° angle
- Malleable iron

MFG #	SIZE	ORDER IN MULTIPLES SHOWN
MFG #490S		
<b>1821259</b>	3/8"	100
MFG #491S		
<b>1821260</b>	1/2"	100
MFG #492S		
<b>1821261</b>	3/4"	100
MFG #493S		
<b>1821262</b>	1"	50
MFG #494S		
<b>1821263</b>	1-1/4"	20
MFG #495S		
<b>1821264</b>	1-1/2"	20
MFG #496S		
<b>1821265</b>	2"	10
MFG #497S		
<b>1821266</b>	2-1/2"	1
MFG #498S		
<b>1821267</b>	3"	1
MFG #500S		
<b>1821268</b>	4"	1

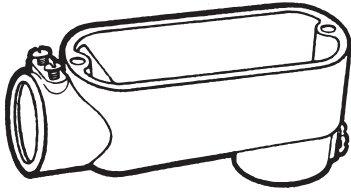


### EMT CONNECTORS

- Compression type
- Steel with insulated throat

MFG #	SIZE	ORDER IN MULTIPLES SHOWN
MFG #651S		
<b>1821269</b>	1/2"	250
MFG #652S		
<b>1821270</b>	3/4"	250
MFG #653S		
<b>1821271</b>	1"	100
MFG # 654S		
<b>1821272</b>	1-1/4"	25
MFG #655S		
<b>1821273</b>	1-1/2"	20
MFG #656S		
<b>1821274</b>	2"	15
MFG #657S		
<b>1821275</b>	2-1/2"	12
MFG #658S		
<b>1821276</b>	3"	6
MFG #659S		
<b>1821277</b>	3-1/2"	6
MFG #660S		
<b>1821278</b>	4"	6

# COUPLING AND ELBOWS



## EMT SET SCREW CONDUIT BODIES

- Copper free aluminum

MFG #ELB1

**626000** 1/2" 1/100

MFG #ELB2

**626001** 3/4" 1/50

MFG #ELB3

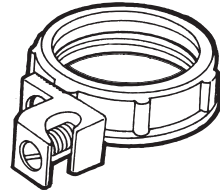
**626002** 1" 1/25

MFG #ELB5

**626003** 1-1/2" 1/10

MFG #ELB6

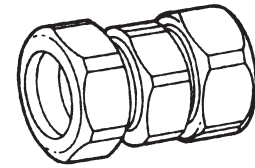
**626005** 2" 1/5



## ZINC DIE CAST GROUNDING BUSHINGS

- With lay-in lug • 105°C
- Thermoplastic liner

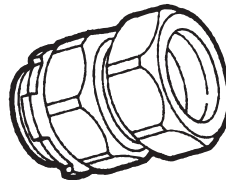
<b>626012</b>	1/2"	1/50
<b>626013</b>	3/4"	1/50
<b>626014</b>	1"	1/25
<b>626015</b>	1-1/2"	1/10
<b>626016</b>	2"	1/10



## STEEL RIGID COUPLING

- No thread • Rain and concrete tight


<b>626033</b>	1/2"	1/100
<b>626034</b>	3/4"	1/100
<b>626035</b>	1"	1/50
<b>626036</b>	1-1/2"	1/12
<b>626037</b>	2"	1/5



## STEEL RIGID CONNECTORS

- No thread • Rain and concrete tight


<b>626019</b>	1/2"	1/200
<b>626020</b>	3/4"	1/100
<b>626021</b>	1"	1/50
<b>626022</b>	1-1/2"	1/12
<b>626023</b>	2"	1/12



## ZINC DIE CAST RIGID PULL ELBOWS

- With gasket • Rigid to box

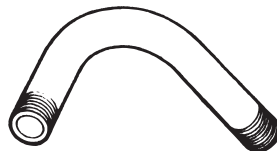
<b>626046</b>	1/2"	1/100
<b>626047</b>	3/4"	1/50



## GALVANIZED RIGID COUPLINGS

- Tubular threaded type
- Galvanized steel

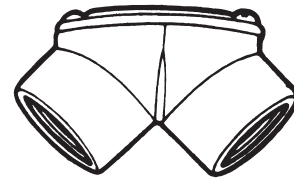
<b>626006</b>	1/2"	1/100
<b>626007</b>	3/4"	1/50
<b>626008</b>	1"	1/30
<b>626009</b>	1-1/2"	1/25
<b>626010</b>	2"	1/20



## GALVANIZED RIGID 90 DEGREE RADIUS ELBOW

- 90 degree radius • Galvanized steel

<b>626026</b>	1/2"	1/50
<b>626027</b>	3/4"	1/50
<b>626028</b>	1"	1/20
<b>626029</b>	1-1/2"	1/15
<b>626030</b>	2"	1/10



## ZINC DIE CAST RIGID PULL ELBOWS

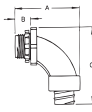
- With gasket • Rigid to rigid

<b>626048</b>	1/2"	1/100
<b>626049</b>	3/4"	1/50

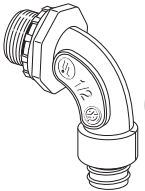


# CONDUIT AND FITTINGS

**WE UPDATE OUR COMMODITY PRICES WEEKLY — PLEASE CALL FOR CURRENT SELLING PRICE**  
**OUR PVC CONDUIT PRICES FOLLOW THE MARKET ON A COMPETITIVE BASIS AND ARE SUBJECT TO CHANGE WITHOUT NOTICE.**



## NON-METALLIC LIQUID-TITE SCREW ON 90° CONNECTOR

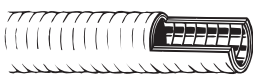


- Conduit threads onto ferrule and up inside the outer body, inside taper squeezes down on the outside of conduit for a superior liquid tight seal • UV rated plastic • Use with non-metallic liquid tight conduit, type B • Also for use with flexible non-metallic tubing

1/2"	A x B x C		
626851	1.460 x .535 x 1.100	1/25	
3/4"			
626856	1.545 x .535 x 1.400	1/25	

## LIQUID TIGHT CONDUIT & FITTINGS

Liquid Tight connectors are used mainly for air conditioning and industrial applications. They prevent water and condensation from flowing into electrical boxes. Made of zinc die cast. All UL listed.



## METALLIC LIQUID TIGHT CONDUIT

- Steel cored liquid tight offers maximum strength and flexibility • Sunlight, moisture, chemical and crush resistant
- Rated for direct burial



ORDER IN MULTIPLES SHOWN

626985	1/2"	100 FT.	100	
626986	3/4"	100 FT.	100	



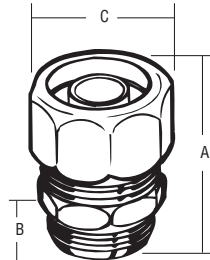
## METALLIC LIQUID TIGHT CONDUIT

- Steel-cored liquid tight offers maximum strength and rigidity while maintaining flexibility
- Suitable to 80°C • Moisture, chemical, crush resistant • With PVC jacket



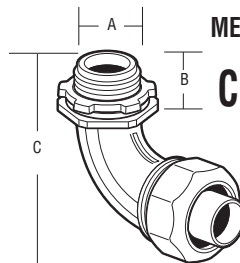
100 FEET PER BOX PRICE PER FOOT  
 ORDER IN MULTIPLES SHOWN

TRADE SIZE			
626984	1/2"	BOX	100
626991	3/4"	BOX	100



## METALLIC STRAIGHT LIQUID-TIGHT CONNECTOR

3/8"	A x B x C		
624554	1.385" x .42" x 1.6"	1/25	
1/2"			
624555	1.52" x 0.53" x 1.29"	1/25	
3/4"			
624562	1.69" x 0.53" x 1.57"	1/10	

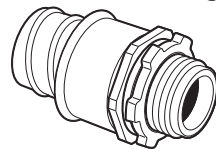


## METALLIC 90° ANGLE LIQUID-TIGHT CONNECTOR

3/8"	A x B x C		
624603	2.062" x .53" x 2.34"	1/25	
1/2"			
624604	2.24" x 0.53" x 2.46"	1/25	
3/4"			
624611	2.47" x 0.55" x 2.79"	1/10	

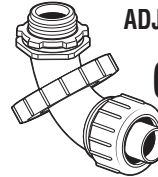


## SCREW-IN LIQUID-TITE CONNECTOR ONE-PIECE



- Costs 20% less than multi-piece fittings
- Fast, easy screw-on installation
- One-piece, low profile construction
- Built-in gasket maintains liquid-tite seal
- For use with metallic and non-metallic liquid tight conduit (type B)

MFG #LTSC50			
626860	1/2"	BOX	1/25
MFG #LTSC75			
626861	3/4"	BOX	1/25



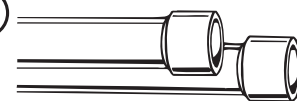
## ADJUSTABLE LIQUID-TITE NON-METALLIC CONNECTOR

- Adjusts for all angles from 0 to 90 degrees
- For use with non-metallic liquid-tite conduit, type B only and flexible non-metallic tubing
- Arlington's no-spin ferrule allows 0-90 connector to be secured to conduit while fully assembled • Simply loosen tightening nut and screw onto conduit • A positive liquid-tite seal is formed by the pressure sensitive internal gland as nut is tightened
- Sealing ring assures a liquid-tite seal between the fitting and box • Made from UV rated plastic for long outdoor life

MFG #NMLT5090			
626865	1/2"	BOX	1/10
MFG #NMLT7590			
626866	3/4"	BOX	1/10

## PVC CONDUIT & FITTINGS

OUR UL, PVC SCHEDULE 40 CONDUIT AND FITTINGS FOLLOW THE MARKET ON A COMPETITIVE BASIS AND ARE SUBJECT TO CHANGE WITHOUT NOTICE.



## PVC SCHEDULE 40 ELECTRICAL CONDUIT

- Safe, non-metallic, won't corrode
- Non-conductive • Easy to install
- Used to protect electrical wiring in underground and above ground applications
- Includes one coupling per 10 foot length
- 100 feet per bundle (ten - 10 foot pieces)



PRICE PER FOOT  
 ORDER IN MULTIPLES SHOWN  
 (EXCEPT AT PICKUP)

624835	1/2"	100	
624842	3/4"	100	
624849	1"	100	
ORDER IN MULTIPLES SHOWN			
624856	1-1/4"	50	
624863	1-1/2"	50	
624870	2"	50	
624877	2-1/2"	10	
624878	3"	10	

CONDUIT

## NON-METALLIC FITTINGS

**Carlton** 



### PVC CONDUIT 45° ELBOW

- Standard radius
- For use with non-metallic solvent weld fittings

MFG #UA7ADB

**663177** 1/2" BULK 1/25

MFG #UA7AER-CAR

**663178** 3/4" BULK 1/15

MFG #UA7AER-CAR

**663179** 1" BULK 1/15

MFG #UA7AG

**663180** 1-1/4" BULK 1/6

MFG #UA7AH

**663181** 1-1/2" BULK 1/6

MFG #UA7AJ-CAR

**663182** 2" BULK 1/4

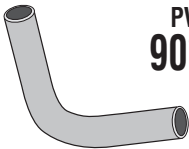
MFG #UA7AJ-CAR

**663183** 2-1/2" BULK 1/5

MFG #UA7AL-CAR

**663184** 3" BULK 1/5

**Carlton** 



### PVC CONDUIT 90° ELBOW

**626704** 1/2" BOX 1/45

**626711** 3/4" BOX 1/25

**626718** 1" BOX 1/25

**626725** 1-1/4" BOX 1/6

**626732** 1-1/2" BOX 1/5

**626739** 2" BOX 1/5

**626740** 2-1/2" BOX 1/10

**626742** 3" BOX 1/5

**Carlton**





### FLEXIBLE PVC CONDUIT ELBOW

- 0° to 90° bending offset applications
- UL listed for exposed and direct burial applications
- O-ring seal for moisture tight connections
- Solvent cement coupling ends may be removed to allow terminations into boxes
- Can also be used as a conduit offset
- Fully assembled and ready to use
- Length 10-1/2"

MFG #UAFAD

**626744** 1/2" BULK 1/8

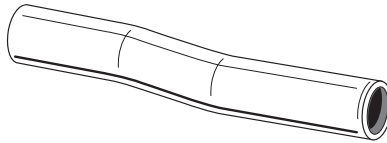
MFG #UAFAE

**626745** 3/4" BULK 1/6

MFG #UAFAF

**663176** 1" BULK 1/6

**Carlton** 

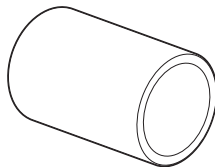


### NON-METALLIC ELECTRICAL OFFSET

MFG #E994ER

**626743** 3/4" BULK 1/15

**Carlton** 



### PVC CONDUIT COUPLING

**626144** 1/2" BOX 1/150

**626151** 3/4" BOX 1/100

**626158** 1" BOX 1/50

**626165** 1-1/4" BOX 1/30

**626172** 1-1/2" BOX 1/25

**626179** 2" BOX 1/30

**626182** 2-1/2" BOX 1/20

**626183** 3" BOX 1/25

**Carlton** 



### PVC CONDUIT REDUCER BUSHING

- For Schedule 40 conduit

MFG #E950ED

**663199** 3/4" x 1/2" BULK 1/100

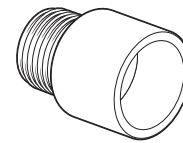
MFG #E950EE

**663200** 1" x 3/4" BULK 1/100

MFG #E950GF

**663201** 1-1/4" x 1" BULK 1/50

**Carlton** 



### PVC TERMINAL ADAPTER

**626256** 1/2" BOX 1/150

**626263** 3/4" BOX 1/125

**626270** 1" BOX 1/50

**626277** 1-1/4" BOX 1/50

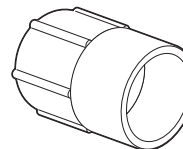
**626284** 1-1/2" BOX 1/25

**626291** 2" BOX 1/50

**626292** 2-1/2" BOX 1/25

**626293** 3" BOX 1/45

**Carlton** 



### NON-METALLIC PVC SCHEDULE 40 FEMALE ADAPTER

**626242** 1/2" BOX 1/150

**626249** 3/4" BOX 1/100

**626255** 2-1/2" BOX 1/20

**626257** 3" BOX 1/25

**663185** 1" BOX 1/50

**663186** 1-1/4" BOX 1/30

**663187** 1-1/2" BOX 1/25

**663188** 2" BOX 1/30

**Carlton** 



### PVC EXPANSION COUPLING

- For use with Schedule 40 & 80 conduit
- Designed to compensate for length changes due to temperature changes
- Can be installed horizontally or vertically

E945D

**663189** 1/2" BOX 1/6

E945E

**663190** 3/4" BOX 1/6

E945F

**663191** 1" BOX 1/6

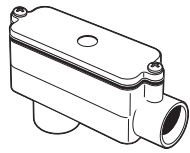
E945J

**663192** 2" BOX 1/5

CONDUIT

# METALLIC CONDUIT AND FITTINGS

**Carlton** 



**PVC TYPE "LB" PULL ELBOW**

- Includes cover and gasket

626004	1/2"	BOX	1/20	
626011	3/4"	BOX	1/12	
626018	1"	BOX	1/12	
626025	1-1/4"	BOX	1/5	
626032	1-1/2"	BOX	1/5	
626039	2"	BOX	1/4	
626040	2-1/2"	BOX	1	
626042	3"	BOX	1/4	

## METALLIC CONDUIT

OUR UL, PVC SCHEDULE 40 CONDUIT AND FITTINGS FOLLOW THE MARKET ON A COMPETITIVE BASIS AND ARE SUBJECT TO CHANGE WITHOUT NOTICE





**ALUMINUM GREENFIELD CONDUIT**

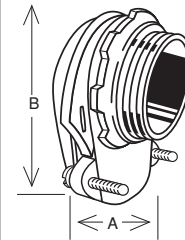
- Constructed from high quality aluminum
- Spirally wound • Conforms to UL
- Standard UL1 • Reduced wall



626936	1/2"	100		
626938	3/4"	100		

ORDER IN MULTIPLES SHOWN



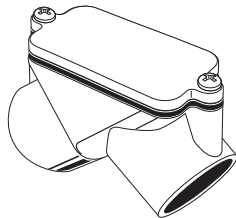


**90° ANGLE SQUEEZE CONNECTOR**

- For armored cable and flexible steel conduit (Greenfield) • Made of die cast zinc

	A MIN. x A MAX. x B		
624142	3/8" .40" x .63" x 1.81"	1/50	
624149	1/2" .65" x .97" x 2.18"	1/25	
624156	3/4" .77" x 1.12" x 2.38"	1/10	

**Carlton** 



**NON-METALLIC PVC SCHEDULE 40 ACCESS PULL ELBOW**

MFG #E990DR				
626043	1/2"	BULK	1/25	
MFG #E990ER				
626045	3/4"	BULK	1/20	



**STEEL GREENFIELD CONDUIT**

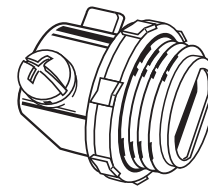
- High-grade steel construction allows years of trouble-free use for all indoor electrical wiring and flexible steel conduit offers maximum strength protection



626942	3/8"	BOX	100	
626949	1/2"	BOX	100	
626956	3/4"	BOX	100	

ORDER IN MULTIPLES SHOWN  
100 FEET PER BOX PRICE PER FOOT






**3/8" SET SCREW CONNECTOR**

- Zinc alloy
- 3/8" Greenfield (flex)
- 14/2, 12/3 BX

624117	3/8"	1/100	
--------	------	-------	--



**WELD-ON**

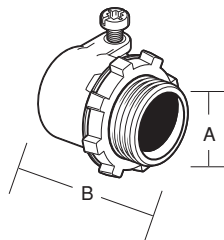


**ELECTRICAL PVC CEMENT**

- For power and communication duct and conduit through 6" diameter
- Clear, medium bodied and fast setting

MFG #10898				
451062	1 PINT	1/12		
MFG #10897				
451063	QUART	1/12		





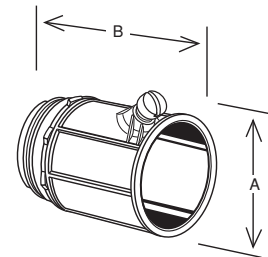
**SQUEEZE CONNECTOR**

- For armored cable and flexible conduit (Greenfield) • Made of die cast zinc • Boxed



	A MIN. x A MAX. x B		
624118	3/8" .58" x .61" x 1.00"	1/50	
624121	1/2" .74" x .95" x 1.47"	1/25	
624128	3/4" .88" x 1.11" x 1.58"	1/25	





**SET SCREW CONNECTOR**

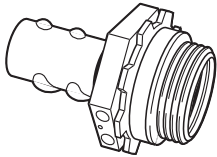
- For armored cable and flexible steel conduit (Greenfield) • Made of die cast zinc • Boxed



	A MIN. x A MAX. x B		
624170	1/2" 0.74" x 0.94" x 1.46"	1/25	

CONDUIT

# EMT CONDUIT AND FITTINGS



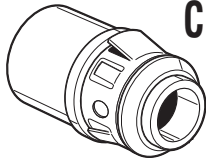
## FLEXIBLE SCREW-IN CONNECTOR

- Indoor use only • Used to connect flexible metallic conduit to steel outlet box, loadcenter or other metal enclosures

624580	3/8"	BULK	1/50	
624581	1/2"	BULK	1/50	
624582	3/4"	BULK	1/25	

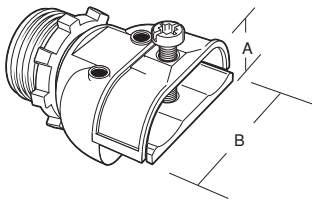


## FLEXIBLE CONDUIT SNAP ON CONNECTOR



- Snaps onto cable, then into box • No tools or locknut needed • Saves time and money
- Cable and connector can be pre-assembled, then entire assembly can be snapped into box • For use with MC/AC steel and aluminum cable sizes 14/2, 14/3, 14/4, 12/2, 12/3, 12/4, 10/2, 10 • Fits 3.8" (trade size) flexible metal conduit, steel and aluminum (regular and reduced wall)

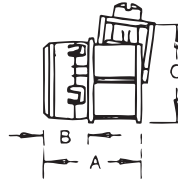
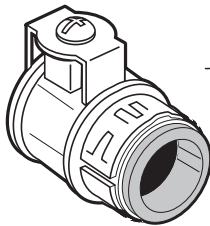
MFG #	ORDER IN MULTIPLES SHOWN		
#38AST			
624122	SINGLE BOX	50/500	
#3838AST			
624123	DOUBLE BOX	25/100	



## DUPLEX CONNECTOR

- Squeeze connector accepts 2-3/8" armored cable or flexible steel conduit (Greenfield)
- Made of die cast zinc • Boxed

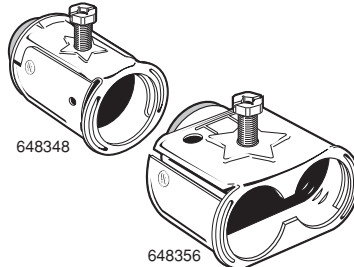
	A MIN. x A MAX. x B		
624163	0.13" x .065" x 1.56"	1/25	



## SADDLEGRIP SNAP-TITE CONNECTOR

- 1/2" K.O. • For flex, armored cable and MC cable • Includes spring steel clip • Made of die cast zinc • Cable range .405 - .612


	A x B x C	ORDER IN MULTIPLES SHOWN	
648361	1.145 x .555 x 1.077	50	



## STEEL CABLE CONNECTOR

- For use with metal clad and armored cable flexible metal conduit
- Snap in (no locknut required)

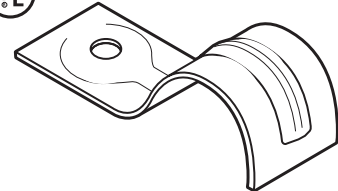
	PRICE PER EACH		
1/2" SINGLE			
648348	BOX	1/25	
1/2" DUPLEX			
648356	BULK	1/25	



## STACKABLE FLEX CABLE STRAP

- Holds MC/AC/Flex securely on wood or metal studs • Use with 14/2, 14/3, 12/2, 12/3, 12/4, 10/2, or 10/3 • Stack up to 5 runs of cable
- Includes screw for attaching to wood or metal stud, and other NM310 staples
- 100 staples per box

MFG #			
NM310			
461293	BOX	1/10	



## ARMORED CABLE ONE HOLE SUPPORT STRAP

- 3/8" flexible metal conduit • For use with 14/2, 14/3, 12/2, 12/3, 10/2, AC and MC cables

	PRICE PER BAG		
648340	3/8" 10/BAG	1/25	

## EMT CONDUIT & FITTINGS

Thinwall Fittings are used with EMT (Electrical Metallic Tubing) conduit. Does not need to be threaded. Secured by compression or set-screw connection. Material is zinc die cast. All UL listed. Prices follow metal market and are subject to change.



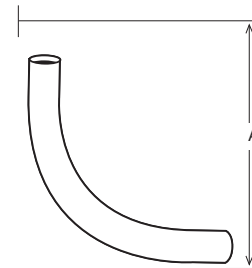
## GALVANIZED EMT THINWALL CONDUIT



BUNDLE QUANTITIES ONLY  
PRICE PER FOOT  
ORDER IN MULTIPLES SHOWN  
(EXCEPT AT PICKUP)

624800	1/2" x 10 FT.	100	
624807	3/4" x 10 FT.	100	
624808	1" x 10 FT.	100	
624810	1-1/2" x 10 FT.	50	
624811	2" x 10 FT.	10	

**CALL FOR PRICING**



## 90° SWEEP EMT THINWALL CONDUIT

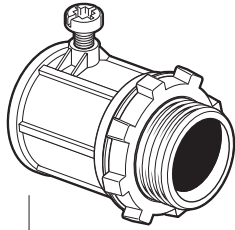


		Bulk	
	A		
624822	1/2"	6.25"	1/20
624823	3/4"	7.06"	1/10
624824	1"	9.25"	1/25
624825	1-1/4"	10.50"	1/20
624826	1-1/2"	12.625"	1/10



CONDUIT

# CONDUIT FITTINGS



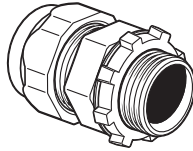
## SET-SCREW EMT CONNECTOR

- Die-cast Zamak construction
- Concrete tight • Staked screws
- Two-thread locknut won't skip • Bulk

		A	
623001	1/2"	1.16"	1/50
623008	3/4"	1.31"	1/25
623009	1"	1.56"	1/50
623010	1-1/4"	1.96"	1/25
623014	2"	2.50"	1/20
661060	1-1/2"	2.28"	1/25



## COMPRESSION EMT CONNECTOR

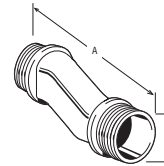


- Die-cast Zamak construction • Two-thread locknut won't skip • Rain and concrete tight
- Staked screws

623085	1/2"	BULK	1/50
623092	3/4"	BULK	1/25
623093	1"	BULK	1/50
623094	1-1/4"	BULK	1/25
623096	1-1/2"	BULK	1/25
623098	2"	BULK	1/20



## OFFSET NIPPLE

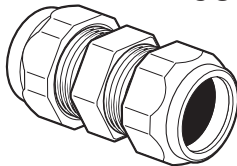


- For rigid conduit
- Offset is 3/4" from center

		A x B	
1/2"			
623141	3/4"	2.44" x 1.94"	1/10
623142	1"	2.56" x 1.15"	1/10
661053	1-1/4"	2.56" x 1.25"	1/10
661054	1-1/2"	2.91" x 1.91"	1/5
661055	2"	3.08" x 2.125"	1/5
623147		3.145" X 2.665"	1/2



## COMPRESSION EMT COUPLING

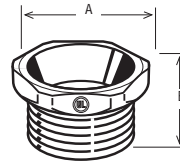


- Die-cast Zamak construction
- Rain and concrete tight

623127	1/2"	BULK	1/50
623134	3/4"	BULK	1/25
661056	1"	BULK	1/50
661057	1-1/4"	BULK	1/25
623138	1-1/2"	BULK	1/15
661058	2"	BULK	1/15

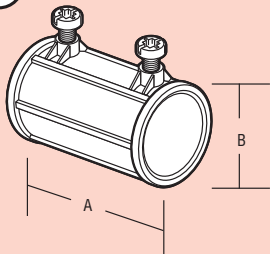


## CHASE NIPPLE



- Die-cast construction
- Speed nipple • Bulk
- For rigid conduit

		A x B	
1/2"			
623153	3/4"	1.02" x .68"	1/100
623154	1"	1.29" x .75"	1/50
623155	1-1/4"	1.53" x .87"	1/25
661059	1-1/2"	.94" x 1.89"	1/25
623157	2"	2.30" x .91"	1/25
623160		2.88" x 1.07"	1/10



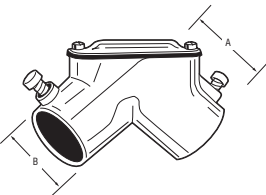
## SET-SCREW EMT COUPLING

- Die-cast Zamak construction • Concrete tight
- Staked screws • 1/2", 3/4" include combination straight and Phillips head screws
- 1-1/4", 1-1/2" and 2" include straight and recess square head screws • Bulk

		A x B	
623043	1/2"	1.53" x 0.94"	1/50
623050	3/4"	1.88" x 1.16"	1/25
623051	1"	2.00" x 1.43"	1/50
623052	1-1/4"	2.50" x 1.84"	1/25
623054	1-1/2"	2.88" x 2.07"	1/25
623056	2"	3.44" x 2.55"	1/20

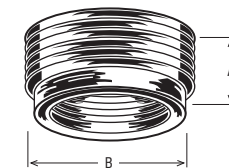


## FEMALE TO FEMALE CORNER ELBOW



- With gasket • Bulk

		A x B	
1/2"			
623185	3/4"	1.31" x 1.02"	1/10
623186		1.50" x 1.27"	1/50



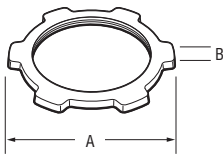
## STEEL REDUCING BUSHING

- For rigid conduit

		A x B	
3/4" x 1/2"			
623652	1" x 1/2"	.650" x .920"	1/50
623657	1" x 3/4"	.715" x 1.125"	1/50
623658		.715" x 1.125"	1/50



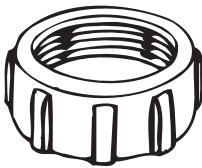
# CONDUIT FITTINGS



## STEEL CONDUIT LOCKNUT

- Secures pipe to box or panel
- Bulk • For rigid conduit

Size	A x B	ORDER IN MULTIPLES SHOWN
1/2"	1.135" x .900"	200/2000
3/4"	1.385" x .100"	100/1000
1"	1.725" x .130"	100/1000
1-1/4"	2.070" x .130"	50/500
1-1/2"	2.385" x .130"	50/500
2"	2.895" x .130"	25/250
2-1/2"	3.562" x .375"	1/50



## PLASTIC CONDUIT BUSHING

- Use without locknut
- Protects wire
- For rigid conduit

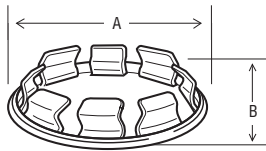
Size	ORDER IN MULTIPLES SHOWN
1/2"	BULK 100/1000
3/4"	BULK 100/1000
1"	BULK 50/500
1-1/4"	BULK 25/250
1-1/2"	BULK 25/250
2"	BULK 25/250
2-1/2"	BULK 50/500



## KNOCK-OUT REDUCING WASHERS

- Use to reduce the size of the conduit hole opening in steel and other metal enclosures • Must use one inside and one outside
- For indoor use only

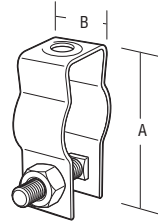
QD x ID	10 PER BAG PRICE PER BAG
623640 3/4" x 1/2"	BAG 1/25
623641 1" x 1/2"	BAG 1/25
623642 1" x 3/4"	BAG 1/25



## KNOCK-OUT SEALS

- Use to cover exposed holes in steel outlet boxes and other metal enclosures • Indoor use only
- 10 per bag

10 PER BAG PRICE PER BAG
1/2" K.O. 621790 1.078" x .359" BAG 1/25
3/4" K.O. 621791 1.250" x .313" BAG 1/25



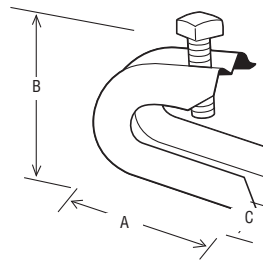
## BOLTS ASSEMBLED CONDUIT HANGERS

- Bright zinc electroplate • Bulk

	EMT	GRC	UNIVERSAL #
624100	1/2"	1/2"	1-B
624107	3/4"	3/4"	0-B
624114	1"	1"	2-B
624115	1-1/4"	-	2-1/2-B
624120	1-1/2"	1-1/4"	3-B
624125	-	1-1/2"	4-B
624130	2"	2"	5-B



	A x B	ORDER IN MULTIPLES SHOWN
624100	2.125" x 0.750"	10/100
624107	1.875" x 0.750"	10/100
624114	2.437" x 0.875"	10/100
624115	2.75" x 0.875"	10/100
624120	2.875" x 0.875"	10/100
624125	3.125" x 1.000"	10/100
624130	3.875" x 1.000"	10/50

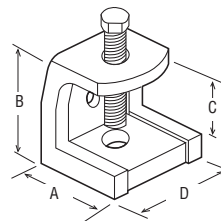


## 1/4" STEEL BEAM CLAMP

- 1/4-20 threaded rod size
- 7/8" jaw opening •Bulk
- 5/16" hardened set screw



	A x B x C	ORDER IN MULTIPLES SHOWN
624135	2.10" x 1.73" x 0.85"	25/250



## 1" MALLEABLE BEAM CLAMP

- 1/4-20 threaded rod size
- 7/8" jaw opening • Bulk
- 5/16" hardened set screw

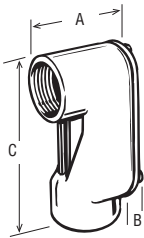


	A x B x C x D	ORDER IN MULTIPLES SHOWN
624138	1.406" x 1.313" x .813" x 1.094"	10/100

CONDUIT FITTINGS

# CONDUIT FITTINGS AND SERVICE ENTRANCE ACCESSORIES

ENTRANCE CAPS



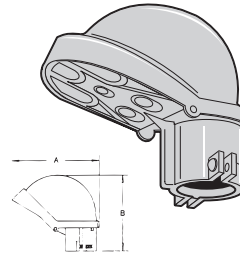
## ALUMINUM ENTRANCE ELL

- Copper-free aluminum construction
- Including gasket for outdoor use
- Bulk • For rigid conduit

	A x B x C		
1/2"			
<b>623211</b>	1.625" x 1.406" x 3.281"	1/10	
3/4"			
<b>623218</b>	1.953" x 1.703" x 3.813"	1/10	

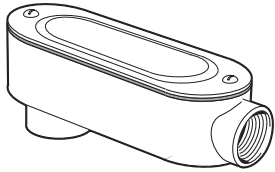


## PVC WEATHERHEAD ENTRANCE CAP



- For use with EMT, rigid, IMC and PVC conduit • EMT sleeve adapter included
- UV rated • Fast and easy installation, comes with all holes sealed
- Curved shape allows for greater wire bending radius

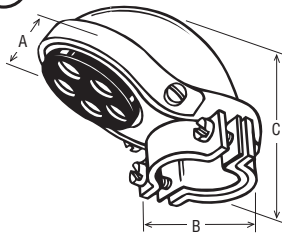
	A x B		
<b>623291</b>	2"	6.420 x 5.530	1/5



## ASSEMBLED ALUMINUM CONDUIT BODY

- Copper-free aluminum construction
- Gasket is fiber material
- With cover and gasket

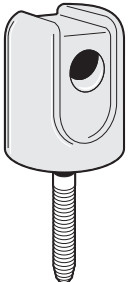
	A x B x C x D		
1/2"			
<b>625022</b>	3.875" x 2.125" x 4.375" x 1.063"	1/10	
3/4"			
<b>625027</b>	4.625" x 2.438" x 5.125" x 1.344"	1/10	
1"			
<b>625031</b>	5.375" x 2.813" x 5.938" x 1.656"	1/5	
1-1/4"			
<b>625033</b>	N/A x 3.665" x 7.894" x 2.490"	1/5	
1-1/2"			
<b>625035</b>	N/A x 3.665" x 7.894" x 2.490"	1/5	
2"			
<b>625036</b>	N/A x 4.275" x 10.134" x 3.000"	1/5	



## CLAMP-ON WEATHERHEAD ENTRANCE CAP

- For rigid or thinwall conduit
- Bulk

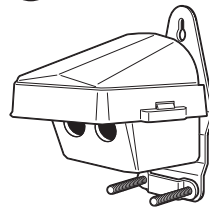
	A x B x C		
<b>623267</b>	1-1/4"	3.25" x 3.09" x 3.09"	1/5
<b>623274</b>	1-1/2"	4.67" x 3.75" x 3.41"	1/3
<b>623281</b>	2"	6.00" x 4.50" x 4.72"	1/5



## PORCELAIN WIRE HOLDER

- Indoor or outdoor use • Use in overhead services for incoming service entrance wires • Medium duty

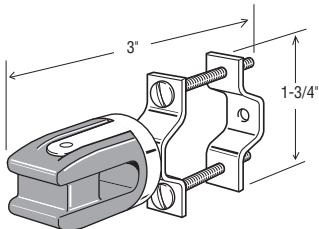
<b>661019</b>	2-1/4" LAG	BULK	1/50	
---------------	------------	------	------	--



## SEU ENTRANCE CAP WEATHERHEAD

- Thermoplastic caps for SEU cable
- For use with overhead services

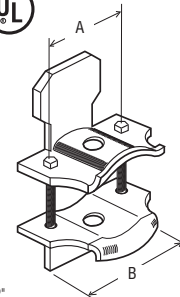
100 AMP	CABLE RANGE		
<b>623283</b>	2/3	BOX	1/30
200 AMP			
<b>623285</b>	3#2/0 - 4/0	BOX	1/10



## ADJUSTABLE WIREHOLDER

- For use indoors or outdoors • Holding device for service entrance wires • Mounts below the overhead service entrance cap

<b>621710</b>	BULK	1/10	
---------------	------	------	--



## CABLE CONNECTOR

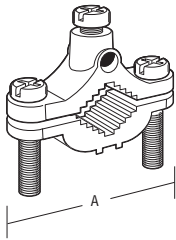
- Installs without locknuts - just tighten screws
- For range/dryer cable, Romex or service entrance cable • Bulk

	A x B		
1/2"			
<b>623492</b>	.950" x 1.312"	1/100	
3/4"			
<b>623493</b>	1.25" x 1.75"	1/50	



# CLAMPS, GROUND RODS AND CONNECTORS

TWO COLUMN  
PRICING STRUCTURE



## GROUND WIRE PIPE CLAMP

- For connecting #2 thru #10 ground wire to 1/2" thru 1" water pipe or copper tube (check local codes)
- Made of die cast zinc alloy with zinc plated screws

	A				
624016	2.203	BULK	1/25		



OUR PRICING ON GALVANIZED GROUND RODS FOLLOWS THE MARKET ON A COMPETITIVE BASIS AND IS SUBJECT TO CHANGE WITHOUT NOTICE. PLEASE CALL FOR A QUOTE.



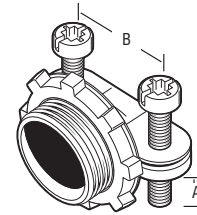
## GALVANIZED GROUND ROD

- High strength steel, hot dip galvanized
- Meets ANSI C135.30 requirement
- 5/8" x 8 feet



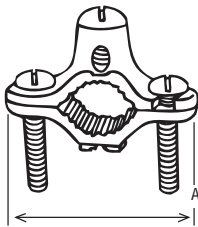
ORDER IN MULTIPLES SHOWN (EXCEPT AT PICKUP)

643602	BULK	5			
--------	------	---	--	--	--



## ROMEX CLAMP CONNECTOR

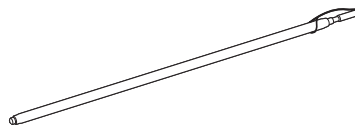
- For non-metallic cable
- Twin screw
- For indoor use only
- Use in dry location to connect non-metallic cable to metal enclosures
- Bulk



## BRONZE GROUND WIRE PIPE CLAMP

- For connecting #2 thru #10 ground wire to 1/2" thru 1" water pipe or copper tube (check local codes)

	A				
624009	2.281	BULK	1/50		



## GROUND ROD DRIVER

- Unique design allows installation of 10' rods from ground level
- Heavy-duty steel construction
- Ergonomic grip provides ease, comfort and safety

5' DRIVER

823135

1

ORDER IN MULTIPLES SHOWN

5/8" INSERT

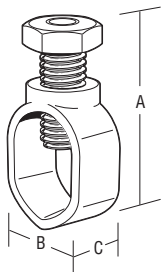
823136

BAG

10/100

	A MIN. x A MAX. x B	
3/8"		
623505	0.18" x 0.64" x 1.21"	1/100
3/4"		
623512	0.30" x 0.83" x 1.68"	1/25
1"		
623513	0.33" x 1.04" x 1.93"	1/25
1-1/4"		
623514	0.36" x 1.06" x 2.18"	1/10
1-1/2"		
623515	0.63" x 1.60" x 2.59"	1/5
2"		
623516	0.86" x 2.06" x 2.93"	1/5

CONNECTORS



## GROUND ROD CLAMP

- 5/8" copper
- UL approved for direct burial
- Cast of high strength corrosion resistant copper alloy
- Fits over 5/8" ground rod
- Hex head bolt
- Accommodates wire sizes from #2 stranded to #10 solid
- Bulk

	A x B x C				
624023	1.32 x 0.66 x 0.67	1/50			



## COPPER BONDED STEEL GROUND ROD

- 10 mil minimum copper thickness
- 5/8" x 8 feet
- Meets NC-LLL 467



ORDER IN MULTIPLES SHOWN (EXCEPT AT PICKUP)

643604	BULK	5			
--------	------	---	--	--	--



## PLASTIC ROMEX (N.M.) CONNECTOR

- Push-in design
- Locking wedge secures cable with a single squeeze of pliers
- 1/2" K.O.

	MEG #3300	N.M. CABLES			
623500	10/2,12/2,14/2	BULK	1/100		



# ROMEX ACCESSORIES, CONNECTORS AND BUSHINGS

Thomas & Betts

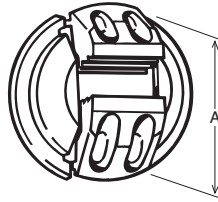


## PLASTIC ROMEX (N.M.) CONNECTOR

- Push-in design • Locking wedge secures cable with a single squeeze of pliers
- 1/2" K.O.

MFG #3201 N.M. CABLES  
**623502** 10/3,12/3,14/3 BULK | 1/50

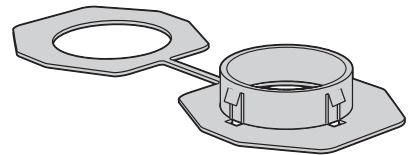
ELECTROLINE



## PLASTIC HIT-LOCK® ROMEX (N.M.) CONNECTOR

- Snaps into 1/2" K.O. - no Channellocks™ required • For 14/2 or 14/3; 12/2 or 12/3; or 10/2 • UL File E-17979 CSA LR 90875-2
- Bulk

MFG #1200 A  
**623519** 1/2 mm | 1/100

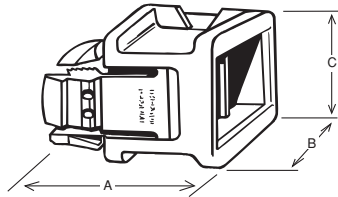


## NON-METALLIC METAL STUD BUSHING

- Fit existing irregular shaped holes in metal studs • Snap in design

MFG #SB13  
**621616** 2 x 4 | 1/500

ELECTROLINE

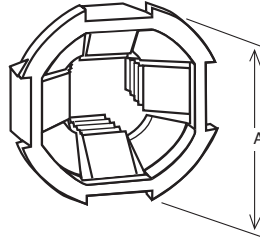


## HIT-LOCK® ROMEX (N.M.) CONNECTOR

- For two cables in 1/2" K.O. • Fits 14/2 or 12/2
- Saves time and money on installation
- Snap into 1/2" K.O. - no tools required • Bulk

MFG #1201 A x B x C  
**623526** 1.25" x 1.12" x 1.00" | 1/50

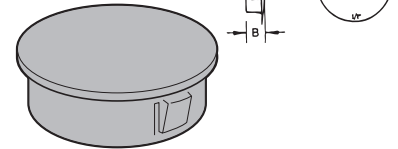
ELECTROLINE



## HIT-LOCK® ROMEX (N.M.) CONNECTOR

- For single cable up to 6/3 NM in 3/4" K.O.
- Snaps in, no tools required • For 14/3, 12/3, 10/3, 8/3 or 6/3 • Bulk

MFG #1202 K.O. A  
**623528** 3/4" 1.30" | 1/50



## SNAP-IN BLANK

- Plastic - provides safer installation
- Grey • For knock-outs

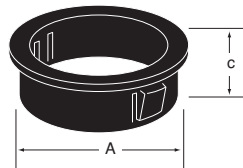
1/2" K.O. A x B ORDER IN MULTIPLES SHOWN  
**621793** 1.015" x .468" | 100/1000  
 3/4" K.O.  
**621794** 1.250" x .468" | 1/50  
 1" K.O.  
**621795** 1.500" x .468" | 1/50



## BLACK BUTTON ROMEX CONNECTOR

- Fast and easy snap in installation of single or multiple cables • Easy to remove and reuse • Made of non-conductive plastic

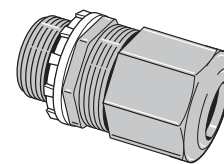
MFG #NM94 K.O. ORDER IN MULTIPLES SHOWN  
**623531** 1/2" 250/1000  
 MFG #NM95  
**623535** 3/4" 50/500



## SNAP-IN BUSHING

- For knock-outs
- All plastic, snap-in type

1/2" K.O. A x B x C ORDER IN MULTIPLES SHOWN  
**626405** .960 x .690 x .450 | 100/1000  
 3/4" K.O.  
**626415** 1.225 x .945 x .460 | 1/100



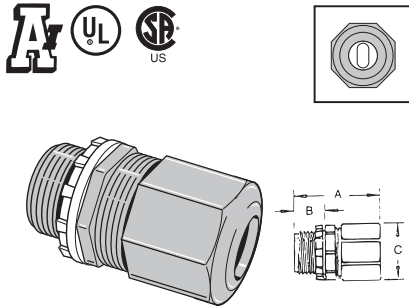
## NON-METALLIC LIQUID TIGHT/OIL TIGHT STRAIN RELIEF CORD CONNECTOR

- Unique grommet with gripping fingers
- Cord range .200/.472
- Includes polypropylene sealing ring
- Cable ranges: 22-2 to 18-3, SJ & SJO 18-2 to 12-3, S, SO, STO 18-2 to 14-2 SJTO 18-2 to 12-4

1/2" K.O. A x B x C  
**624211** 1.792" x .630" x 1.042" | 1/25

CONNECTORS

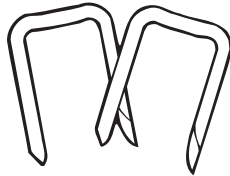
# CONNECTORS, STAPLES AND SUPPORTS



## NON-METALLIC UF CONNECTOR

- Compression type for underground feeder cable

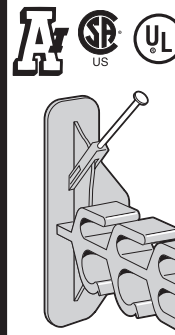
1/2" - 14/3-12/3	A x B x C		
624201	1.938" x .5" x .938"	1/25	



## CABLE STAPLES

- For Romex/BX • Will not bend when driven
- Start points with finger pressure

		ORDER QUANTITY OF 1=1 BOX		PRICE PER BOX	
STANDARD, 7/16" WIDTH, .15/16" LENGTH					
W716	100/BOX	1/10			
624042	500/BOX	1/10			
624044	5000/BOX	1			
LARGE, ROMEX/BX 17/32" WIDTH, 1-1/8" LENGTH					
W1732	100/BOX	1/10			
624052	500/BOX	1/10			



## CABLE SUPPORT

- For use with wood studs • Supports and positions the conductor • Supports four 14/2 - 10/2 and two 14/3-10/3 • Meets NEC code requirement 300-4d • Places conductors 1-1/4" from the face of the stud

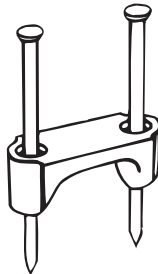
		ORDER IN MULTIPLES SHOWN	
624076	500/PKG	500	
624071	100/PKG	100	



## INSULATED STAPLES

- For light duty #5 size

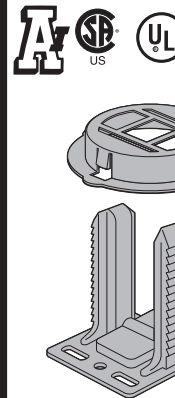
		ORDER QUANTITY OF 1=1 BOX OF 40		PRICE PER BOX	
W777	BROWN 40/BOX	1/25			
W777W	WHITE 40/BOX	1/25			



## PLASTIC STAPLES

- Fits most common Romex sizes
- Nails are already secured in plastic strap
- Quick, easy, non-conductive

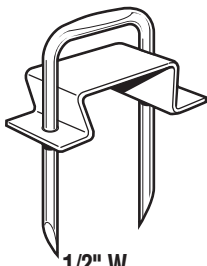
		ORDER QUANTITY OF 1=1 BOX OR BAG		PRICE PER BOX OR BAG	
461115	1/2" 100/BOX	1/10			
461116	1/2" 500/BAG	1/10			
461124	3/4" 100/BAG	1/10			



## CABLE SUPPORT

- For use with metal or wood studs

		K.O.	
624081	1"	1/500	

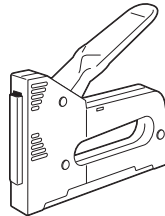


## 12/2 AND 14/2 CABLE INSULATED STAPLES

- Made from high carbon steel
- Cable protected by polyethylene insulation

		PRICE PER BOX/BUCKET	
461127	100/BOX	1/20	
461128	500/BOX	1/10	
461129	4000/BUCKET	1	

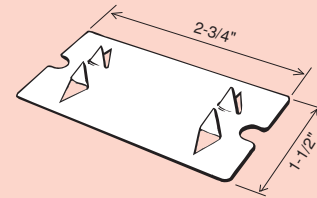
## PowerFast



## 12/2 AND 14/2 NON-METALLIC SHEATHED CABLE STRAP GUN

- Installs a plastic insulator and metal strap in one function • Unique guide system positions strap over the cable • 12-14 straps (461140) are UL listed for use on 12/2 and 14/2 NM and NMC cable • Straps come in 25 piece strips for convenient reloading • PowerFast strap gun eliminates the need for hammering

		STRAP GUN	
823000	BOX	1/6	
		STRAPS	
461140	BOX	1	



## NAIL PLATE

- 16 gauge

		ORDER IN MULTIPLES SHOWN	
621286	BULK	50/200	



**2-HOLE PLASTIC STRAP**

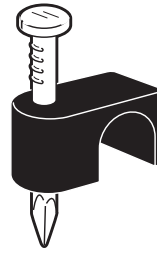
- Heavy duty plastic, protected from ultraviolet rays
- Won't shatter in extreme cold temperatures
- Used to secure plastic electrical conduit, Schedule 40 PVC pipe, copper tubing, etc.

				ORDER IN MULTIPLES SHOWN	
<b>461230</b>	1/2"	BOX	250		
<b>461231</b>	3/4"	BOX	250		
<b>461232</b>	1/2"	BAG	20/200		
<b>461233</b>	3/4"	BAG	20/200		
<b>461234</b>	1"	BAG	10/100		
<b>461235</b>	1-1/4"	BAG	10/100		
<b>461236</b>	1-1/2"	BAG	10/100		
<b>461237</b>	2"	BAG	10/100		



**EMT 2-HOLE STRAP**

				ORDER IN MULTIPLES SHOWN	
<b>661022</b>	1/2"	BOX	50		
<b>661023</b>	3/4"	BOX	50		
<b>661024</b>	1"	BOX	50		
<b>661026</b>	1-1/2"	BOX	20		
<b>661027</b>	2"	BOX	50		



**MASONRY READY COAXIAL CABLE STRAP**

- Hardened nails allow easy installation on cement block, mortar or plaster surfaces
- Perfect for cable TV! • UV stabilized
- Black

				PRICE PER BAG QUANTITY OF 1=1 BAG OF 100	
<b>461202</b>	1/4"	BAG	1/10		



**THIN WALL CONDUIT STRAP**


- 16 gauge
- One hole snap-on type

				ORDER IN MULTIPLES SHOWN	
<b>W408</b>	1/2"	BOX	100		
<b>W412</b>	3/4"	BOX	100		



**GALVANIZED HANGER STRAPS**

				ORDER IN MULTIPLES SHOWN	
<b>41825</b>	1/2"	BOX	100		
<b>41826</b>	3/4"	BOX	100		
<b>41827</b>	1"	BOX	50		
<b>41828</b>	1-1/4"	BOX	50		
<b>41829</b>	1-1/2"	BOX	50		
<b>41830</b>	2"	BOX	25		



**SOUND STRAP**

- Heavy duty superior quality plastic stabilized against UV won't shatter in cold temperatures
- High quality carbon steel nails, electro-zinc plated • .125 x .200 inches
- Secures thermostat, telephone, speaker, sound and bell wires

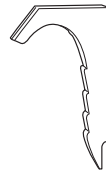
				PRICE PER BOX	
<b>461200</b>	100/BOX	1/10			



**THIN WALL CONDUIT STRAP**

- 16 gauge
- One hole snap-on type


				ORDER IN MULTIPLES SHOWN	
<b>624174</b>	1"	BOX	100		
<b>624175</b>	1-1/4"	BOX	20		
<b>624177</b>	1-1/2"	BOX	20		
<b>624179</b>	2"	BOX	20		



**THINWALL NAIL STRAPS**

- Affixes 1/2" • Plated steel

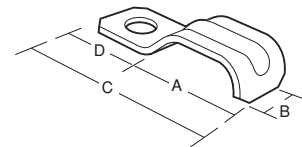
				ORDER IN MULTIPLES SHOWN	
<b>W2104</b>	1/2"	BOX	100		



**COAXIAL CABLE STRAP**

- Heavy duty superior quality plastic, UV stabilized, won't shatter in extreme cold temperatures
- High quality carbon steel nails, electro-zinc plated
- For 1/4" diameter cables, RG59U and RG6U coaxial cable

				PRICE PER BAG QUANTITY OF 1=1 BAG OF 100	
<b>461201</b>	1/4"	BAG	1/10		



**STEEL SERVICE CABLE STRAP**

- Used for securing SE and SEU service entrance cables
- UL listing not applicable
- Zinc plated

		A x B x C x D		ORDER IN MULTIPLES SHOWN	
<b>461291</b>	8/3,6/3 SEU	.875"	.375" x 1.69" x .562"	100	
<b>461292</b>	3/3,2/3 SEU	1.00"	.500" x 1.94" x .562"	100	
<b>461290</b>	3/0,4/0 SEU	1.50"	.812" x 2.81" x 1.00"	100	

STRAPS

# CABLE TIES


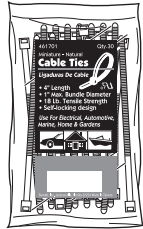
## CABLE TIES

- Bent tail, high tensile strength, self-locking
- UL approved nylon 6/6, flammability rating 94V-2
- Service temperature - 10°C to 85°C (14°F to 185°F)
- Use for electrical, automotive, marine, home and garden
- Black ties are weather-resistant and include ultraviolet inhibitors



### RETAIL PACK CABLE TIES

- Various count per bag



NATURAL	LENGTH	TENSILE STRENGTH	ORDER IN MULTIPLES SHOWN	
1" MAXIMUM BUNDLE DIAMETER SIZE			PRICE PER BAG	
<b>461701</b>	4"	18 LBS.	30/BAG	10/100
2" MAXIMUM BUNDLE DIAMETER SIZE				
<b>461721</b>	7-1/2"	50 LBS.	17/BAG	10/100
3-1/2" MAXIMUM BUNDLE DIAMETER SIZE				
<b>461751</b>	12"	50 LBS.	10/BAG	10/100
4" MAXIMUM BUNDLE DIAMETER SIZE				
<b>461781</b>	14-1/2"	50 LBS.	8/BAG	10/100
BLACK - UV & WEATHER RESISTANT				
1" MAXIMUM BUNDLE DIAMETER SIZE				
<b>461711</b>	4"	18 LBS.	30/BAG	10/100
2" MAXIMUM BUNDLE DIAMETER SIZE				
<b>461731</b>	7-1/2"	50 LBS.	17/BAG	10/100
3-1/2" MAXIMUM BUNDLE DIAMETER SIZE				
<b>461761</b>	12"	50 LBS.	10/BAG	10/100
4" MAXIMUM BUNDLE DIAMETER SIZE				
<b>461791</b>	14-1/2"	50 LBS.	8/BAG	10/100



### ASSORTED CABLE TIES



- In three lengths • Includes: 200 - 4"L 18 lb., 100 - 5.6"L 30 lb., and 200 - 7.5"L 50 lb.
- UL recognized and Mil-Spec approved

NATURAL	500/CANISTER	1/20	
<b>461800</b>			
BLACK	500/CANISTER	1/20	
<b>461802</b>			

### ASSORTED COLOR CABLE TIES



- Includes:  
100 - 4" - red - 18 lbs  
200 - 4" - yellow - 18 lbs  
300 - 8" - green - 18 lbs  
50 - 11" - red - 40 lbs
- Convenient plastic storage canister



462100	650/CANISTER	1/20	

CABLE TIES

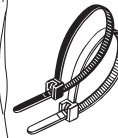



### CONTRACTOR PACK CABLE TIES

NATURAL	LENGTH	TENSILE STRENGTH	PRICE PER BAG	
1" MAXIMUM BUNDLE DIAMETER SIZE				
<b>461703</b>	4"	18 LBS.	100/BAG	1/5
2" MAXIMUM BUNDLE DIAMETER SIZE				
<b>461723</b>	7-1/2"	50 LBS.	100/BAG	1/5
3-1/2" MAXIMUM BUNDLE DIAMETER SIZE				
<b>461753</b>	12"	50 LBS.	100/BAG	1/5
4" MAXIMUM BUNDLE DIAMETER SIZE				
<b>461783</b>	14-1/2"	50 LBS.	100/BAG	1/5
BLACK - UV & WEATHER RESISTANT				
1" MAXIMUM BUNDLE DIAMETER SIZE				
<b>461713</b>	4"	18 LBS.	100/BAG	1/5
2" MAXIMUM BUNDLE DIAMETER SIZE				
<b>461733</b>	7-1/2"	50 LBS.	100/BAG	1/5
3-1/2" MAXIMUM BUNDLE DIAMETER SIZE				
<b>461763</b>	12"	50 LBS.	100/BAG	1/5
4" MAXIMUM BUNDLE DIAMETER SIZE				
<b>461793</b>	14-1/2"	50 LBS.	100/BAG	1/5




### BULK PACK CABLE TIES



NATURAL	LENGTH	TENSILE STRENGTH	PRICE PER BAG	
1" MAXIMUM BUNDLE DIAMETER SIZE				
<b>461705</b>	4"	18 LBS.	1000/BAG	1/10
2" MAXIMUM BUNDLE DIAMETER SIZE				
<b>461725</b>	7-1/2"	50 LBS.	1000/BAG	1/10
3-1/2" MAXIMUM BUNDLE DIAMETER SIZE				
<b>461755</b>	12"	50 LBS.	500/BAG	1/10
BLACK - UV & WEATHER RESISTANT				
1" MAXIMUM BUNDLE DIAMETER SIZE				
<b>461715</b>	4"	18 LBS.	1000/BAG	1/10
2" MAXIMUM BUNDLE DIAMETER SIZE				
<b>461735</b>	7-1/2"	50 LBS.	1000/BAG	1/10
3-1/2" MAXIMUM BUNDLE DIAMETER SIZE				
<b>461765</b>	12"	50 LBS.	500/BAG	1/10

## CABLE TIES

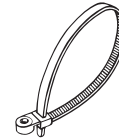

- Bent tail, high tensile strength, self-locking
- UL approved nylon 6/6, flammability rating 94V-2
- Service temperature - 10°C to 85°C (14°F to 185°F)
- Use for electrical, automotive, marine, home and garden
- Black ties are weather-resistant and include ultraviolet inhibitors



### COMBO PACK CABLE TIES

- Includes: 100 - 7"L, 50 - 11"L

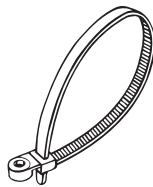
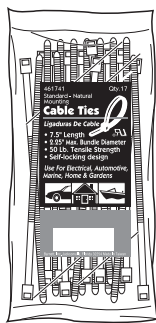
NATURAL	TENSILE STRENGTH			PRICE PER BAG
<b>461771</b>	50 LBS.	150/BAG	1/5	
BLACK - UV & WEATHER RESISTANT				
<b>461773</b>	50 LBS.	150/BAG	1/5	



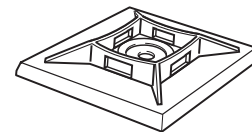
### NATURAL MOUNTING TIES

- Self-locking
- UL recognized E97527

	LENGTH	STRENGTH		ORDER IN MULTIPLES SHOWN	PRICE PER BAG
2-1/4" MAX. BUNDLE DIAMETER SIZE					
<b>461741</b>	7-1/2"	50 LBS.	17/BAG	10/100	
2-1/4" MAX. BUNDLE DIAMETER SIZE					
<b>461743</b>	7-1/2"	50 LBS.	100/BAG	1/5	
5" MAX. BUNDLE DIAMETER SIZE					
<b>461787</b>	14-1/2"	120 LBS.	100/BAG	1/10	



NATURAL	LENGTH	TENSILE STRENGTH		PRICE PER BAG
1" MAXIMUM BUNDLE DIAMETER SIZE				
<b>461340</b>	4"	18 LBS.	100/BAG	1/10
1.75" MAXIMUM BUNDLE DIAMETER SIZE				
<b>461341</b>	7"	50 LBS.	100/BAG	1/10
3" MAXIMUM BUNDLE DIAMETER SIZE				
<b>461342</b>	11"	50 LBS.	100/BAG	1/10
BLACK - UV & WEATHER RESISTANT				
1" MAXIMUM BUNDLE DIAMETER SIZE				
<b>461343</b>	4"	18 LBS.	100/BAG	1/10
1.75" MAXIMUM BUNDLE DIAMETER SIZE				
<b>461344</b>	7"	50 LBS.	100/BAG	1/10
3" MAXIMUM BUNDLE DIAMETER SIZE				
<b>461345</b>	11"	50 LBS.	100/BAG	1/10



### SELF-ADHESIVE CABLE TIE MOUNTING BASES

- Adhesive backing with mounting hole
- UL recognized E97527

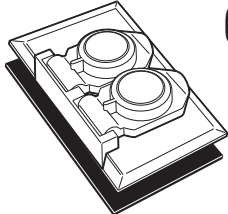
			PRICE PER BAG
<b>461850</b>	50/BAG	1/10	

# PROTECTIVE COVERS

## WEATHERPROOF COVERS



### ALUMINUM DUPLEX WEATHERPROOF COVER

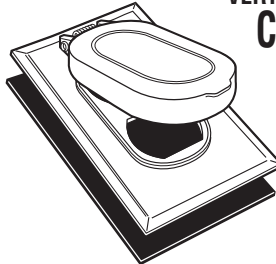


- Single gang cover
- Cover will lock in open position
- Gasket and screws included
- Suitable for wet locations when cover is closed

662020 BAG 1/25

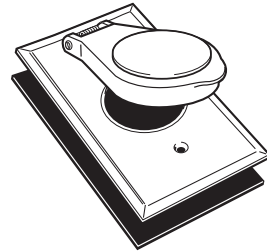


### DUPLEX RECEPTACLE VERTICAL STYLE COVER



- Durable, non-corrosive
- Aluminum die cast
- Weather protective and unbreakable

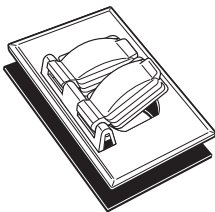
613471 1/24



### ALUMINUM SINGLE WEATHERPROOF COVER

- Vertical style • Die-cast aluminum
- Use for switch or single receptacle


613134 1/24



### ALUMINUM DUPLEX WEATHER PROTECTIVE COVER

- Durable, non-corrosive
- Weather protective and unbreakable

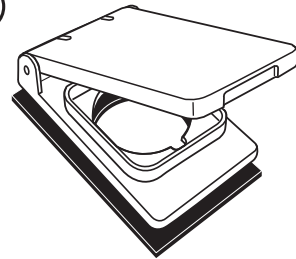
613124 GRAY 1/24  
613125 WHITE 1/24



### PLASTIC SINGLE DUST RESISTANT COVER

- Unbreakable • Non-corrosive
- Single receptacle
- For indoor use only, keeps out dust and debris


MFG #S1961  
613103 GRAY 1/10



### ALUMINUM SINGLE WEATHERPROOF COVER

- 1-gang, 30-50 amp • Fits large power receptacle 2.125" dia. • Die cast zinc


613106 1/24



### PLASTIC DUPLEX COVER

- Stay open cover • Molded of thermoplastic for protection against impact as well as weather conditions • Gaskets included


MFG #S1962  
613110 GRAY 1/10  
MFG #S1962W  
613111 WHITE 1/20



### SINGLE OUTLET WEATHERPROOF COVER

- For use with receptacle or switch
- Vertical style • Die-cast aluminum
- Door will lock in open position
- Gasket and screws included
- Suitable for wet locations when cover is closed

662018 BAG 1/25



### ALUMINUM TOGGLE SWITCH WEATHERPROOF COVER

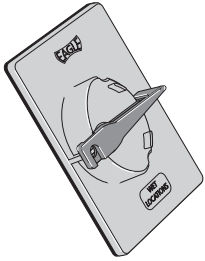
- Includes spacers necessary to recess switch into wall
- Die cast aluminum construction

613481 1/20

COVERS

# WEATHERPROOF COVERS

**COOPER** Wiring Devices 



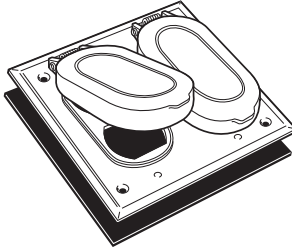
## PLASTIC TOGGLE SWITCH WEATHER PROTECTIVE COVER

- Switch lockable in "on" or "off" position
- Red switch handle for easy locating
- Factory attached gasket for easy installation
- Vertical style • Plastic flush mount

MEG #2983  
**613482**

GRAY | 1/5 | |

**redodot** 

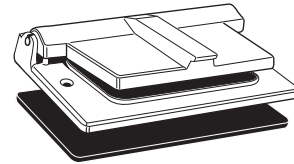


## ALUMINUM DOUBLE DUPLEX WEATHERPROOF COVER

- Aluminum die cast

**613145** 2 GANG | 1/10 | |

**redodot** 



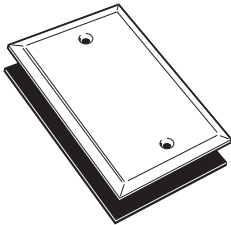
## GFCI WEATHER PROTECTIVE COVER

- Horizontal style • Heavy duty die cast aluminum • Stainless steel springs, screws and shaft

ALUMINUM  
**613144**  
WHITE  
**601152**

| 1/24 | |  
| 1/24 | |





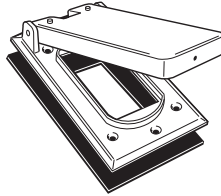
## ALUMINUM BLANK WEATHERPROOF COVER

- Die cast aluminum • Single gang

ALUMINUM  
**613152**  
WHITE  
**601159**

| 1/42 | |  
| 1/42 | |





## ALUMINUM GFCI WEATHER PROTECTIVE COVER

- Die cast aluminum • Automatic closing lid
- Heavy duty gasket and stainless steel screws included • Suitable for wet locations when cover is closed

**662022** BAG | 1/25 | |

**Thomas&Betts**



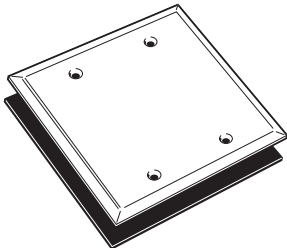
## ALUMINUM DOUBLE GANG GFCI x GFCI WET LOCATION COVER

- Die cast aluminum • Sturdy lockable cover tab complies with OSHA lockout/tagout requirements
- NEMA 3R rating

MEG #2CKG  
**601150**

BOX | 1/2 | |



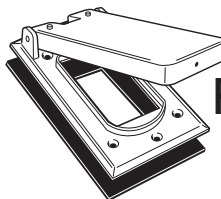


## ALUMINUM 2-GANG WEATHERPROOF COVER

- Aluminum die cast

**613155** 2 GANG | 1/24 | |

**redodot** 



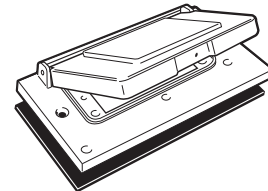
## GFCI WEATHER PROTECTIVE COVER

- Heavy duty die cast aluminum won't bend or warp • Stainless steel springs, screws and shaft • Durable, heavy gasket included

ALUMINUM  
**613138**  
WHITE  
**601157**

| 1/24 | |  
| 1/24 | |





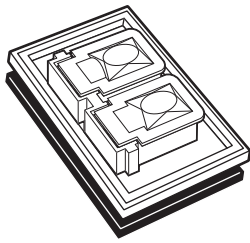
## ALUMINUM GFCI WEATHERPROOF COVER

- Horizontal style • Die cast aluminum
- Automatic closing lid • Heavy duty gasket and stainless steel screws included
- Suitable for wet locations when cover is closed

**662024** BAG | 1/25 | |

COVERS

# PROTECTIVE COVERS



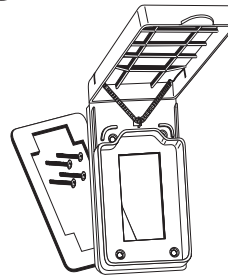
## PLASTIC 1-GANG WEATHERPROOF COVER

- Gray plastic weatherproof cover for 1-gang horizontal duplex receptacles, switches, or combination devices

602027 GRAY BAG 1/10



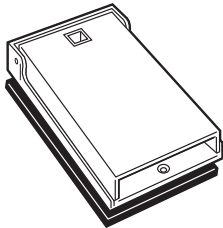
**WHILE SUPPLIES LAST!**



## PLASTIC FS GFCI WEATHER PROTECTIVE COVER

- Vertical mount • Single gang
- Plastic construction protects against impact and weather conditions
- Gasket and screws included

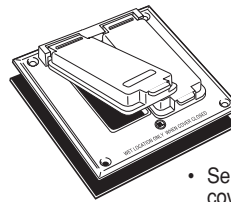
613475 GRAY BAG 1/24



## PLASTIC GFCI WEATHERPROOF COVER

- Vertical 1-gang weatherproof cover for designer style receptacles, switches, or GFCIs

602029 GRAY BAG 1/10  
602038 WHITE BAG 1/10



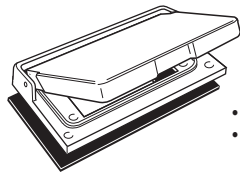
## DOUBLE GANG DUPLEX AND GFCI WEATHER PROTECTIVE COVER

- Self-closing box mount with weather protective cover with gasket for duplex and GFCI receptacle • Zinc die cast construction
- For use with any two gang weatherproof box
- Box mount

613476 BOX 1/18

COVERS

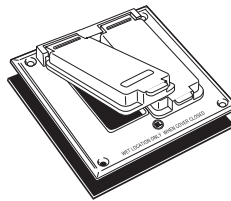
**COOPER** Wiring Devices



## PLASTIC GFCI WEATHER PROTECTIVE COVER

- Horizontal style
- Molded of thermoplastic for protection against impact and weather conditions

MFG #S-3966W  
613139 WHITE BAG 1/20

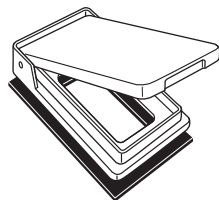


## ALUMINUM GFCI DOUBLE GANG WEATHER PROTECTIVE COVER

- All die cast snap shut cover
- For 2 GFCI devices or block style duplex receptacles • Silver-gray finish

613474 1/10

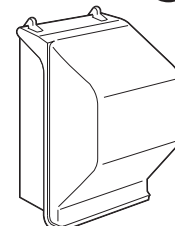
**COOPER** Wiring Devices



## PLASTIC WEATHER PROTECTIVE GFCI COVER

- Vertical style • Molded of thermoplastic for protection against impact and weather conditions

MFG #S2966-SP  
613140 GRAY 1/20  
MFG #S2966W  
613141 WHITE 1/20

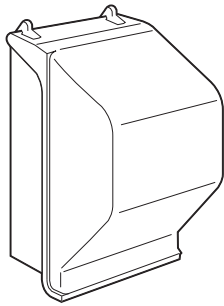


## ALUMINUM GFCI IN-USE WET LOCATION COVER

- Die cast aluminum alloy
- NEMA 3R rating
- Sturdy lockable cover tab complies with OSHA lockout/tagout requirements

MFG #CKMGV  
613217 VERTICAL 1/6  
MFG #CKMG  
613218 HORIZONTAL 1/3





**ALUMINUM SINGLE OUTLET IN-USE WET LOCATION COVER**

- Die cast aluminum alloy • NEMA 3R rating • Sturdy lockable cover tab complies with OSHA lockout/tagout requirements
- Large vertical cover for single (1.594") receptacle

MFG #CKLSVL  
**613219**

1/4

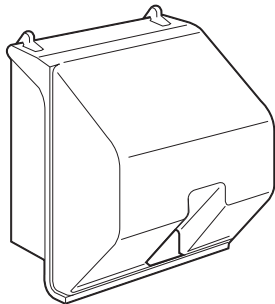


**IN-USE NON-METALLIC WEATHERPROOF COVER**

- Eight configurations from one kit
- Meets NEC 406.8(B) code requirements
- High impact UV resistant polycarbonate construction • Lockable cover for added security

MFG #CKNM  
**613201**

1/6



**ALUMINUM DOUBLE GANG DUPLEX SINGLE RECEPTACLE AND GFCI IN-USE WET LOCATION COVER**

- Die cast aluminum alloy • NEMA 3R rating
- Sturdy lockable cover tab complies with OSHA lockout/tagout requirements

MFG #2CKSG  
**613220**

1/2

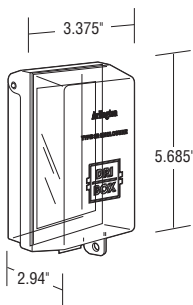


**TWO GANG IN-USE NON-METALLIC WEATHERPROOF COVER**

- Eight configurations from one kit
- Meets NEC 406.8(B) code requirements
- High impact UV resistant polycarbonate construction • Lockable cover for added security

MFG #2CKNM  
**613202**

1/4

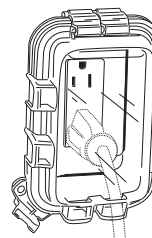


**IN-USE NON-METALLIC SINGLE GANG WEATHERPROOF COVER & BASE**

- Tinted 3 part adapter • Lockable to eliminate tampering
- Non-conductive cover and base fits all standard plastic or metal wall plates • Removable cover for easy installation of device • For duplex receptacle, GFCI, or switch

**613211**

1/4



**IN-USE NON-METALLIC DUPLEX WEATHER PROTECTIVE COVER**

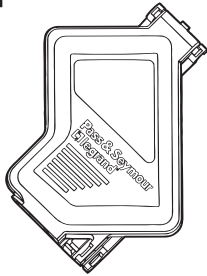
- Vertical/horizontal cover - 16 configurations
- For duplex receptacle, GFCI, decorator devices or combination devices • Rugged polycarbonate design • UV resistant
- NEMA 3R • Sheds water, ice and snow
- Padlockable • 3-1/8" depth accommodates most plugs

MFG #WIU-1  
**613214**

1/6

# WEATHERPROOF BOXES

Pass & Seymour  
legrand



## IN-USE POLYCARBONATE HORIZONTAL OR VERTICAL MOUNT WEATHERPROOF PROTECTIVE COVER AND BASE

- Universal vertical or horizontal mounting means fewer covers handle more jobs
- Installs fast without device removal, and pre-applied gasket saves time and won't get lost
- Sturdy polycarbonate construction resists impacts and harsh weather, and is non-corrosive and non-conductive
- Gray base with clear cover • Roomy interior provides space for plugs and cable bends, (maximum cable diameter .625")
- Single gang 5.34"W x 7.23"L

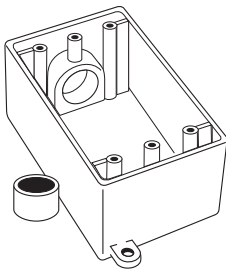
MEG #WIUC10C  
613209

DEPTH  
4"

1/12



WHILE SUPPLIES LAST!



## NON-METALLIC SINGLE GANG FS BOX

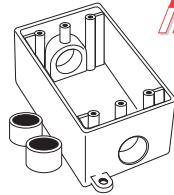
- FS boxes include one 1/2" reducer
- 1-3/4" opening, 2" deep
- For wet locations • Shrink-wrapped
- Marine grade • With mounting feet

614000

GRAY

BAG

1/30



WHILE SUPPLIES LAST!

## NON-METALLIC SINGLE GANG FSC BOX

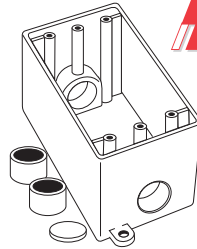
- FSC box includes two 1/2" reducers
- 2-3/4" opening, 2" deep
- For wet locations • Shrink-wrapped
- Marine grade • With mounting feet

614002

GRAY

BULK

1/120



WHILE SUPPLIES LAST!

## NON-METALLIC SINGLE GANG FDC BOXES

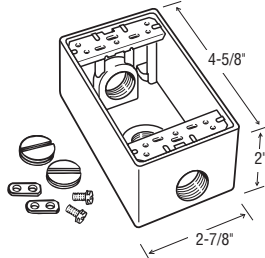
- FDC box includes two 1/2" reducers and one plug, 2-3/4" openings, 3" deep
- For wet locations • Shrink-wrapped
- Marine grade • With mounting feet

614004

GRAY

BULK

1/20



## ALUMINUM SINGLE GANG WEATHERPROOF BOX

- Three threaded holes • Mounting lugs included
- 18 cubic inches • Suitable for wet locations

662010

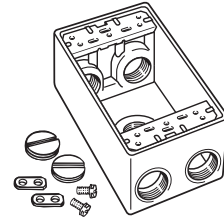
3—1/2"

1/20

662012

3—3/4"

1/20



## ALUMINUM SINGLE GANG WEATHERPROOF BOX

- Five threaded holes
- Mounting lugs included

662032

5—1/2" BAG

1/20

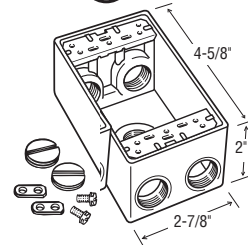
662033

5—3/4" BAG

1/20

Compare

redodot UL



## ALUMINUM SINGLE GANG WEATHERPROOF BOX

- Five 1/2" or 3/4" threaded holes
- Mounting lugs included

613173

5—1/2"

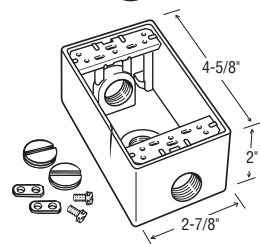
1/25

613171

5—3/4"

1/20

redodot UL



## SINGLE GANG WEATHERPROOF BOX

- Three threaded holes
- Mounting lugs included

613166

GRAY 3—1/2"

1/20

613164

GRAY 3—3/4"

1/20

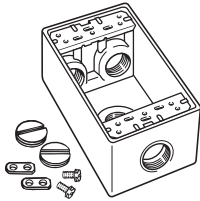
601151

WHITE 3—1/2"

1/20

Compare

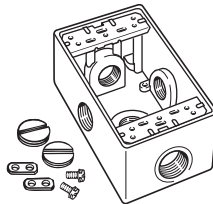
BOXES



**ALUMINUM SINGLE GANG WEATHERPROOF BOX**

- Four threaded holes
- Mounting lugs included

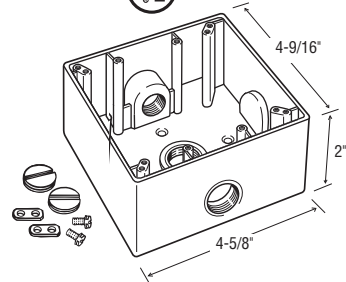
<b>662030</b>	4—1/2"	BAG	1/20	
<b>662031</b>	4—3/4"	BAG	1/20	



**ALUMINUM SINGLE GANG DEEP WEATHERPROOF BOX**

- Die cast aluminum construction
- 5 threaded holes • Mounting lugs included

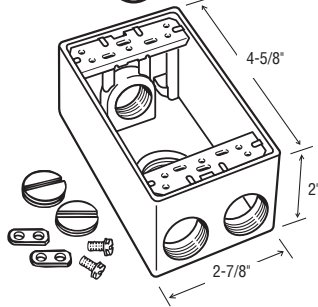
<b>613468</b>	5—1/2"	1/10	
<b>613469</b>	5—3/4"	1/10	



**ALUMINUM 2 GANG WEATHERPROOF BOX**

- Die cast aluminum construction
- Three 1/2" threaded holes
- Mounting lugs included

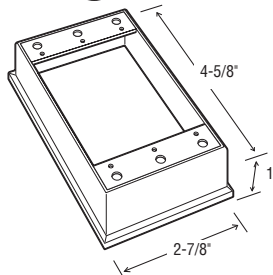
<b>613176</b>	3—1/2"	1/12	
---------------	--------	------	--



**ALUMINUM SINGLE GANG WEATHERPROOF BOX**

- Four threaded holes
- Mounting lugs included

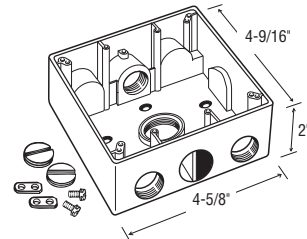
<b>613170</b>	4—1/2"	1/20	
<b>613168</b>	4—3/4"	1/20	



**EXTENSION BOX**

- Mounts over recess WP box
- Die cast single gang extension adapter increases depth of one gang box and allows for conduit runs to new receptacles, switches or lighting

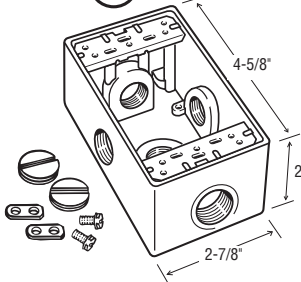
<b>613465</b>	1/24	
---------------	------	--



**ALUMINUM 2 GANG WEATHERPROOF BOX**

- Die cast aluminum construction
- Four 1/2" threaded holes
- Mounting lugs included

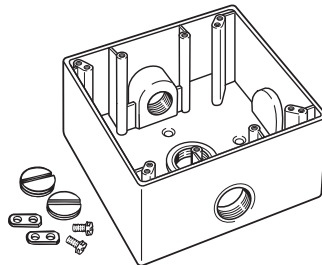
<b>613178</b>	4—1/2"	1/12	
---------------	--------	------	--



**ALUMINUM SINGLE GANG WEATHERPROOF BOX**

- Horizontal and vertical threaded hubs
- Five 1/2" threaded hubs at 90° on sides, one threaded 1/2" hub on back
- Plugs included • Mounting lugs included

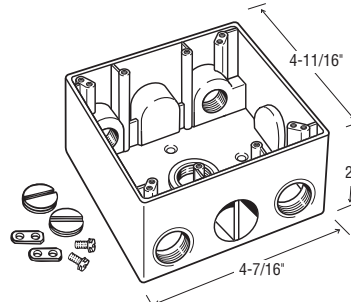
<b>613175</b>	5—1/2"	1/20	
---------------	--------	------	--



**ALUMINUM 2 GANG WEATHERPROOF BOX**

- Die cast aluminum construction
- Three 1/2" threaded holes
- Mounting lugs included

<b>662034</b>	3—1/2"	BAG	1/10	
---------------	--------	-----	------	--

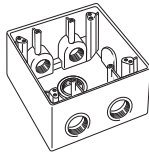


**ALUMINUM 2 GANG WEATHERPROOF BOX**

- Five 1/2" threaded holes
- With mounting lugs

<b>613180</b>	5—1/2"	1/12	
---------------	--------	------	--

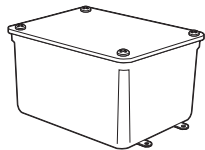
# WEATHERPROOF BOXES AND LAMPHOLDERS



## ALUMINUM 2 GANG DEEP WEATHERPROOF BOX

- Die cast aluminum construction • 5 threaded holes • Mounting lugs included • 2-3/4" deep

613181	5—1/2"	1/5	
613183	5—3/4"	1/5	



## MOLDED NON-METALLIC SCREW COVER JUNCTION BOXES

- All are NEMA Type 4/4x rated
- Boxes with an asterisk after the MFG# are also NEMA Type 6P rated
- Gasketed lids attached with stainless steel screws • Corrosion resistant

MFG #E989NNJ-CAR\*

626050	4" x 4" x 2"	1/5	
--------	--------------	-----	--

MFG #E987N-CAR\*

626051	4" x 4" x 4"	1/5	
--------	--------------	-----	--

MFG #E989NNR-CAR\*

626052	4" x 4" x 6"	1/4	
--------	--------------	-----	--

MFG #E9987R-CAR\*

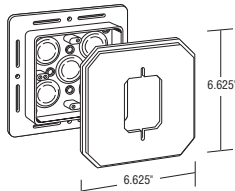
626053	6" x 6" x 4"	1/2	
--------	--------------	-----	--

MFG #E989N-CAR

663193	8" x 8" x 4"	1	
--------	--------------	---	--

MFG #E989R-UPC

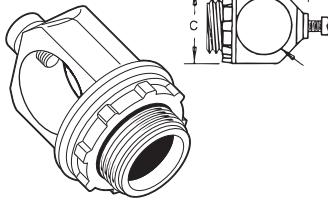
663194	12" x 12" x 6"	1/2	
--------	----------------	-----	--



## UNIVERSAL SIDING BOX KIT

- Provide smooth vertical mounting of fixtures, receptacles, faucets, etc. on sided structures
- Paintable • Pre-molded with screw locations for devices • Install before siding is applied
- Interior depth of mounting box is .875"
- UV rated plastic for long outdoor life

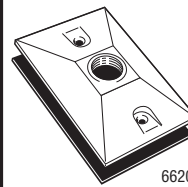
613241	1/25		
--------	------	--	--



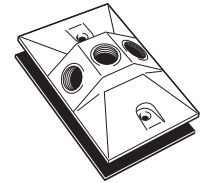
## WEATHERPROOF BOX HOLDER

- Made of die cast zinc • Can be used for numerous suspending applications when used with 1/2" rigid pipe
- Dimensions: KO = 1/2", A = .380", B = 1.550", C = 1.125"

624116	1/25		
--------	------	--	--



662035

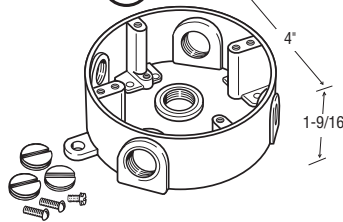


662036

## ALUMINUM LAMPHOLDER WEATHERPROOF COVER

- 1/2" tapped holes

662035	1—1/2"	BAG	1/20	
662036	3—1/2"	BAG	1/20	



## ALUMINUM 4" ROUND WEATHERPROOF BOX

- Five 1/2" threaded holes
- Lugs, plugs and screws included

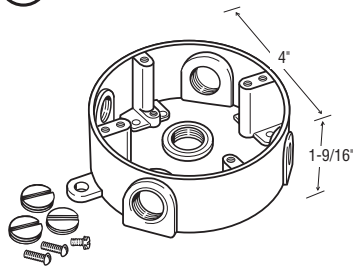
ALUMINUM

613187	5—1/2"	1/16	
--------	--------	------	--

WHITE

613189	5—1/2"	1/16	
--------	--------	------	--


Compare



## ALUMINUM 4" ROUND WEATHERPROOF BOX

- Five 1/2" threaded holes
- Lugs, plugs and screws included
- 13.6 cubic inches • Suitable for wet locations

662014	5—1/2"	BAG	1/20	
--------	--------	-----	------	--

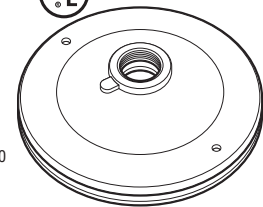


## WEATHERPROOF CLOSURE PLUGS

- Die cast gray aluminum plugs to fit weatherproof boxes

ORDER IN MULTIPLES SHOWN

613190	1/2"	BAG	4/300	
613194	3/4"	BAG	4/200	



613320

## ALUMINUM LAMPHOLDER WEATHERPROOF COVER

- 1/2" tapped holes

ALUMINUM

613320	1	1/24	
613327	3	1/24	

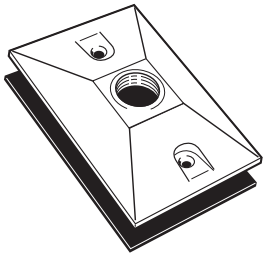
WHITE

613328	3	1/24	
--------	---	------	--

BOXES

# WEATHERPROOF COVERS, LAMPHOLDERS AND PHOTOELECTRIC CONTROLS

**redodot** 

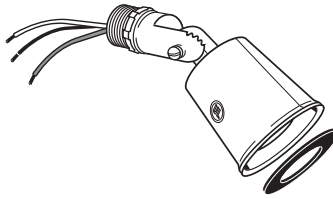


## ALUMINUM LAMPHOLDER WEATHERPROOF COVER

- For "T" box • 1/2" tapped holes

	HOLES		
<b>613306</b>	1	1/20	
<b>613313</b>	3	1/20	






## WEATHERPROOF LAMPHOLDER

- 1/2" threaded arm with socket sealing gasket

<b>613355</b>	ALUMINUM	1/27	
<b>613357</b>	WHITE	1/27	

**INTERMATIC** 

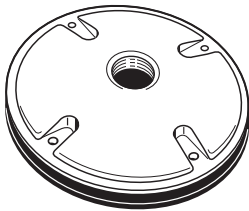


## INDOOR/OUTDOOR ADJUSTABLE PHOTOELECTRIC SWITCH

- 1800W/120V • #673002 has standard pipe thread; #673100 has adjustable swivel mount with 1/2" threaded nipple
- Moisture-proof, color coded lead in wires
- 15-20 second minimum time delay
- Temp. range for #673002 is -30°F to 150°F; for #673100 is -40°F to 158°F

<b>673002</b>	FIXED BOX	1/12	
<b>673100</b>	SWIVEL BOX	1/12	





## ALUMINUM LAMPHOLDER WEATHERPROOF COVER

- 1/2" tapped holes
- Gasket, plug and screws included
- Suitable for damp locations

	HOLES		
<b>662026</b>	1	CARD	1/25
<b>662028</b>	3	CARD	1/25



## FLOODHOLDER GASKET

- External sealing gasket for lampholder

<b>613356</b>	1/50		
---------------	------	--	--

**INTERMATIC** 

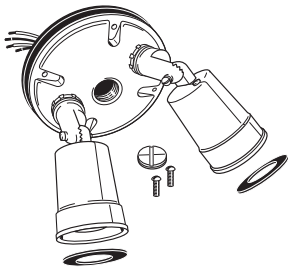


## SWIVEL DIRECTIONAL PHOTOELECTRIC CONTROL

- 1200W/120V • No mounting accessories required; can mount in or close to fixture it triggers without complicated wiring
- CdS cell protected by ultraviolet stabilized window

<b>673107</b>	BOX	1/12	
---------------	-----	------	--





## WEATHERPROOF DOUBLE LAMPHOLDER

- One round cover with socket sealing gaskets • Suitable for wet locations

<b>613348</b>	1/8		
---------------	-----	--	--

**INTERMATIC** 



## SINGLE PHASE 1000 AMP LIGHTNING ARRESTER

- 2 pole, 3 wire • 120/240 volt • For outdoor applications, such as irrigation, pumps, lighting, traffic signals and farm equipment
- Polycarbonate, weatherproof housing is UV resistant and mounts with 1/2" x 20 threaded nipple • Color coded 18" - 12 gauge leads
- Epoxy encapsulated components are protected from dirt, moisture and corrosion
- UL listed as secondary surge arrester

<b>673003</b>	1/6		
---------------	-----	--	--

**INTERMATIC** 




## INDOOR/OUTDOOR PHOTOELECTRIC CONTROL

- 1200W/120V • Extra long threaded nipple for standard K.O. • Color coded lead in wire
- Nylon locknut included • 15-20 second minimum time delay • Switch single pole single throw • Temperature range - 30°F - 140°F

<b>673114</b>	BOX	1/12	
---------------	-----	------	--

COVERS


# PHOTOELECTRIC AND TIME CONTROLS



## TWIST LOCK PHOTOELECTRIC CONTROL

- 1000W • High impact methacrylate-styrene copolymer housing • Single pole single throw
- 1/2" chemically sealed light sensitive element
- Meets EEL-NEMA locking device standards
- Minimum time delay is 15 seconds
- Contact position normally closed at night
- Temperature range -50°F to 150°F
- Surge arrestor handles up to 5000 volts
- Shorting cap must be used when not using twistlock photocell

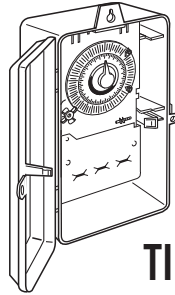
<b>673128</b>	120V	BOX	1/12		
<b>673129</b>	208-277V	BOX	1/12		
<b>671077</b>	SHORTING CAP	1/12			



## 24 HOUR TIME CONTROL

- Electrical rating: 40A and 2 hp at 120 volts
- Timing motors 120V
- Includes two sets of trippers


<b>INDOOR</b>					
<b>657631</b>	MFG #P101	POLE	SP	BOX	1
<b>OUTDOOR</b>					
<b>657641</b>	MFG #P101P	POLE	SP	BOX	1
<b>657643</b>	MFG #P103P	POLE	DP	BOX	1



## WATER HEATER TIME CONTROL

- Electrical rating: 40A and 2 hp at 208/277V
- Includes two sets of trippers


<b>OUTDOOR</b>					
<b>657644</b>	MFG #P104P	POLE	DP	BOX	1



## 24 HOUR TIME CONTROL

- 120 motor volts • Includes one set of trippers
- Electrical ratings: 40 amps tungsten, general purpose; 2 hp at 120V, 60 Hz; 5 hp at 208/277V, 60 Hz

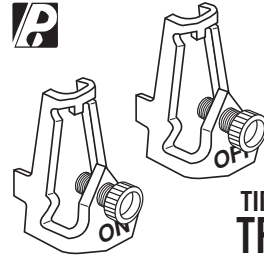
<b>657645</b>	MFG #4001-00	MOTOR VOLTS	120	POLE	SP	1		
<b>657647</b>	MFG #4003-00	MOTOR VOLTS	120	POLE	DP	1		



## WATER HEATER TIME CONTROL

- Electrical rating: 40A and 2 hp at 120 volts
- Timing motors 208/277V
- Motor volts 208/277V


<b>657649</b>	MFG #4004-71	POLE			1		
---------------	--------------	------	--	--	---	--	--



## TIME CONTROL TRIPPERS

- Fits 4000 Series clocks
- Metallic


<b>657699</b>	PAIR	1		
---------------	------	---	--	--



## 24 HOUR TIME CONTROL

- 125 volts • Designed for industrial, commercial and residential applications
- Electrical rating: 40 amps per pole, 2 hp at 120VAC • 7-3/4"H x 5"W x 3"D
- Gray finish, on/off switch
- Combination 1/2"-3/4" knockouts
- Choice of metal or plastic case

<b>601501</b>	MFG #T101	POLE	SP	BOX	1/12		
<b>601503</b>	MFG #T103	POLE	DP	BOX	1/12		
<b>601511</b>	MFG #T101P	POLE	SP	BOX	1/12		
<b>601513</b>	MFG #T103P	POLE	DP	BOX	1/6		




## 24 HOUR TIME CONTROL

- Designed for industrial, commercial and residential applications • Electrical rating: 40 amps per pole, 5 hp at 240V, 60 Hz at 208/277V • 7-3/4"H x 5"W x 3"D
- Gray finish, on/off switch
- Combination 1/2"-3/4" knockouts
- Water heater time clock

<b>601514</b>	MFG #T104P	MOTOR VOLTS	208-277	POLE	DP	BOX	1/6	
---------------	------------	-------------	---------	------	----	-----	-----	--

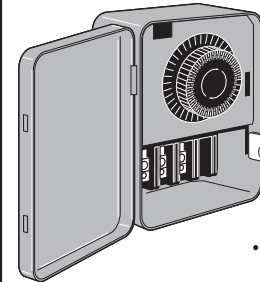
TIMERS



**24 HOUR ELECTRIC WATER HEATER TIME CONTROL**

- Save up to 26% energy on electrical water heater • 7-3/4"H x 5"W x 3"
- Designed for industrial, commercial and residential applications • Electrical rating: 40 amps per pole, 60 Hz • Minimum on/off time - 1 hour • Gray finish • Combination 1/2"-3/4" knockouts


MFG.#T104-20	MOTOR VOLTS	POLE	BOX	1/12	
<b>601504</b>	208-277	DP			



**24 HOUR MANUAL ON/OFF SWITCH TIME CONTROL**

- Designed for industrial, commercial and residential applications • 25 amps per pole, lockable case • Beige finish, bottom knockouts • Minimum off time 30 minutes

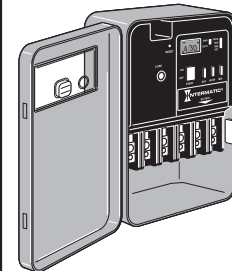
MFG.#TL11	MOTOR VOLTS	POLE	BOX	1/12	
<b>601520</b>	125	SP			



**24 HOUR TIME SWITCH MECHANISM**

- Designed for industrial, commercial and residential applications
- 40 amps per pole, 24 hour on/off switching

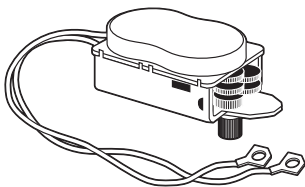
MFG.#T101M	MOTOR VOLTS	POLE	BOX	1/12	
<b>601531</b>	125	SP			



**ELECTRONIC 7 DAY WATER HEATER TIME CONTROL**

- Designed for industrial, commercial and residential applications • Minimum on/off time, 1 minute • External load indicator and override switch • 3 year battery backup
- 240 volts • Combination 1/2" - 3/4" knockouts • 30 amps, 50 Hz

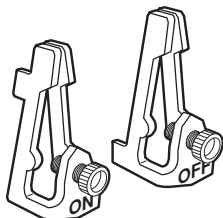
MFG.#EH10	POLE	BOX	1/6	
<b>601571</b>	SP			
MFG.#EH40	POLE	BOX	1/6	
<b>601574</b>	DP			



**T100 SERIES TIME SWITCH MOTOR**

- 60 Hz
- Fits all T100 series time clocks

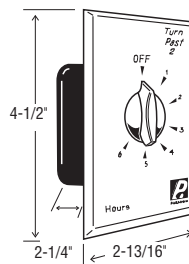
MFG.#WG1570-10D	MOTOR VOLTS	BOX	1	
<b>601590</b>	125			



**TIME SWITCH TRIPPERS**

- On/off • Use with T100, T100-20, T7400B, T7800B, WH10, 30, 40

MFG.#156T1978A	PRICE PER PAIR			
<b>601598</b>		BOX	1	



**SPRING WOUND TIMER**

- Fits standard 2-1/2" deep wall box • Single or multiple ganging with standard wall plates • Electrical ratings: 15 amps at 125V, 1 hp; 10 amps at 208/277V, 1 hp

MFG.#FF15M	15 MINUTE	1	
<b>657673</b>			
MFG.#FF30M	30 MINUTE	1	
<b>657677</b>			
MFG.#FD12HC	12 HOUR	1	
<b>657712</b>			

TIMERS

# SMOKE ALARMS



## DC SMOKE ALARM

- Powered by one 9 volt battery (included)
- Test button and low battery indicator
- Flashing red light power indicator
- Compact 3-7/8" size • Easy installation
- Complies with FHA, HUD, NFPA and Cal. State Fire Marshal • Special twist-off mounting bracket included • 4-5/8" footprint

MFG #0914

610106 BOX 1/12



## FIRST ALERT MODEL SA340B SMOKE DETECTOR

- Dual ionization smoke sensing chamber with a single button for test/silence
- Tamper proof design • 85 dB horn
- Sealed 10-year lithium power cell power supply, permanently installed upon activation of unit • Red LED blinks to indicate power • Low power warning indicator will cause the alarm to "chirp" when it reaches the end of its service life and needs to be replaced.

MFG #SA340B

604032 1/6

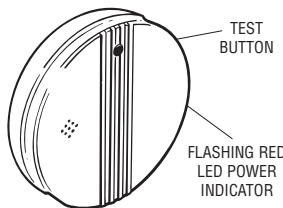


## SMOKE ALARM TESTER

- 2.5 oz. can • Reach and test smoke alarms up to 7 feet beyond the extended arm of user • Gives assurance that alarm is actively sampling the air in its environments and the smoke detector circuitry and alarm are reacting properly to the danger signals

441149

1/12

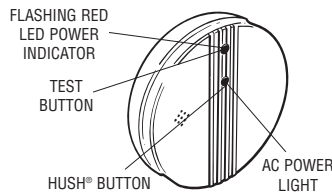


## DC SMOKE ALARM

- Solid state circuitry • FHA, HUD, NFPA and Cal. State Fire Marshal approved
- 9 volt battery included • Ceiling or wall mounting • Flashing red LED low battery indicator • Test button • UL217 listed

MFG #0915

SS700A CARD 1/12

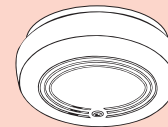


## DC LITHIUM SMOKE ALARM

- With 9 volt lithium battery • Hush button silences unwanted alarms • Low battery indicator • Ionization sensor • Twist off mounting brackets • Tamper resistant locking pin deters theft • FHA, HUD, NFPA approved • Flashing red LED low battery indicator • Replacement Battery #681075

MFG #0916LL

610113 BOX 1/12

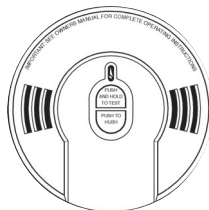


## DC SMOKE ALARM

- 9 volt battery powered (included) • Fast and easy installation • Separate metal mounting bracket • Tamper resistant locking device
- Pushbutton test switch • Compact 4" size
- Complies with FHA, HUD, NFPA UL 217 listed

MFG #0461

601010 BOX 1/12



## DC IONIZATION SMOKE ALARM

- Ionization sensor • Sealed in 9V lithium battery • Low battery indicator
- End of life warning • Tamper-resistant locking device • Hush feature silences nuisance alarms • 10 year limited warranty

MFG #900-0136

604026 BOX 1/3

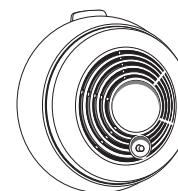


## WIRELESS DC INTERCONNECTED SMOKE ALARM

- Battery powered interconnected smoke alarm for existing homes • Uses radio frequency to transmit and receive messages about a hazard; when one alarm sounds, all will sound
- End of life warning alerts when unit needs to be replaced, ten years after initial power up
- Low battery warning • Smart touch button temporarily silences nuisance alarms activated by any alarm in the system; will hush a low battery chirp for up to 12 hours and test the operation of the alarm and interconnected system • 10 year limited warranty

MFG #0919-9999

604028 BOX 1/3



## DC SMOKE ALARM

- 9 volt battery power • Full size - 5" diameter covers paint footprint • Includes carbon zinc battery • Ionization sensor • Complies with FHA, HUD, NFPA and California State Fire Marshal • Meets UL 217 standard

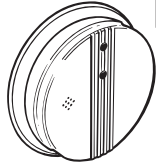
MFG #83R

601260 BOX 1/12



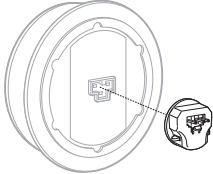


**AC DIRECT WIRE SMOKE ALARM**



- Solid state reliability • Low cost value
- FHA, HUD, NFPA and Cal. State Fire Marshal approved • 120VAC household current powered; with test button • Single or multiple station capability up to 24 units

201	BOX	1/12	
-----	-----	------	--



**WIRING AC ADAPTERS**

- Allows the installation of new KIDDE alarms to existing competitive wiring harness to ease installation • Allows First Alert/BRK or Firex brands to be interconnected to Kidde models #1235, 1275, 1276, 1285, PI2000, PE120, and 0114 • #604011 can only be used when replacing First Alert models SA4121B, and BRK models #4120, 4919, 5959, and 86RAC with plug-in connectors manufactured before June 1, 2003 • #604012 can only be used when replacing Firex models #FADC, ADC, and AD manufactured before June 1, 2003

<b>KIDDE-TO-BRK ADAPTER</b> MFG #KA-B <b>604011</b>	BAG	1/12	
<b>KIDDE-TO-FIREX ADAPTER</b> MFG #KA-F <b>604012</b>	BAG	1/12	



**AC/DC DIRECT WIRE BATTERY BACK-UP SMOKE ALARM**

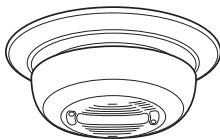


- Ionization sensor • AC quick connect wiring pigtail installs quickly with snap-on harness
- Adjustable mounting bracket allows for fast installation and perfect alignment
- Front loading battery door allows battery change without removing alarm from bracket
- Tamper-resistant features lock the unit to the base or battery door • Hush feature silences nuisance alarms • 5 year limited warranty

MFG #1276E <b>604027</b>	BOX	1/12	
-----------------------------	-----	------	--

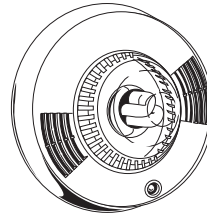


**DIRECT WIRE AC SMOKE ALARM**



- 120 volt AC smoke alarm • "Fast install" mounting bracket • Ionization sensor • Interconnectable to 18 stations
- FHA, HUD, NFPA and California State Fire Marshal approved • New UL mandated repeating alarm - 85dB

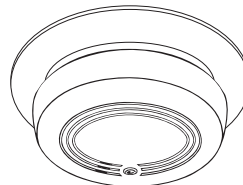
MFG #9120 <b>601220</b>	BOX	1/12	
----------------------------	-----	------	--



**DIRECT WIRE HEARING IMPAIRED SMOKE ALARM**

- Strobe light and smoke detector in one unit • 120 volt AC
- 177 candela strobe light and 85dB horn • Saves installation and material costs versus "old style" alarms • Ionization sensor
- HUD, FHA, NFPA and California State Fire Marshal approved

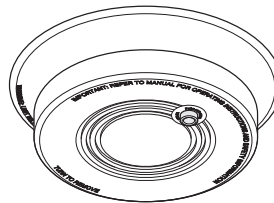
MFG #100S <b>601268</b>	BOX	1/3	
----------------------------	-----	-----	--



**AC DIRECT WIRE HUSH BUTTON SMOKE ALARM**

- 120VAC household current powered • Fast and easy installation
- Separate mounting bracket • Interconnectable up to 12 units
- Includes extra long 8" pigtails • Flashing red LED power indicator
- Complies with FHA, HUD, NFPA • Hush button quiets unwanted alarms for up to 15 minutes • UL 217 listed

MFG #41216 <b>601111</b>	BOX	1/24	
-----------------------------	-----	------	--



**AC MULTI-STATION CAPABLE IONIZATION SMOKE ALARM**

- AC operated, single and/or multi-station direct wire with "quick-connect" feature • 120VAC allows interconnection for up to 6 units
- Continuous red LED power-on indicator • FHA, HUD, and NFPA approved

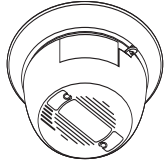
MFG #0406 <b>601014</b>	BOX	1/24	
----------------------------	-----	------	--

SMOKE ALARMS

# SMOKE ALARMS



## DOUBLE PROTECTION SMOKE DETECTOR

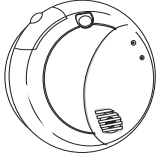


- Dual Ionization smoke detector for 120V-AC wired-in applications with battery back-up
- Interconnects up to 18 units • Battery drawer will not close if battery is not installed • Compatible with old style model no. 86RAC

MFG #9120B  
**601051**



## A/C PHOTOELECTRIC SMOKE DETECTOR



- 120 volt A/C • Photoelectric sensors detect smoldering fires quicker
- Can be interconnected with up to 12 additional BRK and First Alert smoke alarms and up to 6 different devices such as heat alarms, bells, repeaters, or switches • Alarm indication automatically identifies which unit initiated the alarm • Locking feature to deter removal of smoke alarm • Quick-connect wiring harness • 85 dB minimum, A/C power indicator, and silence/test feature

MFG #7010  
**601060**

BOX

1/12



## DIRECT WIRE HEARING IMPAIRED STROBE ALARM



MODEL	BARNETT #
1225 1225-1800 1225-1800	201
1275 1275-1800 1275-1800	601005
F100-31 Carbon Monoxide Detector	601002

- Remote visual signaling device • 120VAC 3 wire interconnect
- Quick disconnect • Bright 177 candela strobe light
- Multi-station capability up to 24 devices • Separate trim ring fits all standard electric boxes • Interconnects only with Fyrnetics and Lifesaver smoke alarms • Smoke alarm not included

MFG #SL1771  
**610109**

BOX

1/3



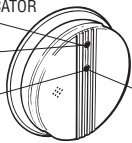
## AC/DC DIRECT WIRE SMOKE ALARM

FLASHING RED LED POWER INDICATOR

TEST BUTTON

HUSH® BUTTON (#610105)

AC POWER LIGHT



- 120V/9V • With battery back-up in case of power failure
- Single or multiple station capability up to 24 units • Low battery indicator • Fits all standard electrical box configurations
- Quick-disconnect • Flashing red LED light indicates which unit in the multi-station is the originating alarm • Green light indicates 120VAC power • FHA, HUD, NFPA and California State Fire Marshal approved
- AC/DC powered with battery back-up included

MFG #1275 — WITHOUT HUSH BUTTON

**610108**

CARD

1/12

MFG #1275.H — WITH HUSH BUTTON

**610105**

CARD

1/12



## WIRELESS AC/DC INTERCONNECTED SMOKE ALARM

- AC power with battery back-up - ability to expand a current interconnected system or use with existing hardwired only smoke alarms to create an interconnected system • Uses radio frequency to transmit and receive messages about a hazard; when one alarm sounds, all will sound • End of life warning alerts when unit needs to be replaced, ten years after initial power up • Low battery warning • Smart touch button temporarily silences nuisance alarms activated by any alarm in the system; will hush a low battery chirp for up to 12 hours and test the operation of the alarm and interconnected system • 9V battery (included) protects during short-term power outages • 10 year limited warranty

MFG #1279-9999

**604029**

BOX

1/3



## IONIZATION AND PHOTOELECTRIC SMOKE ALARM

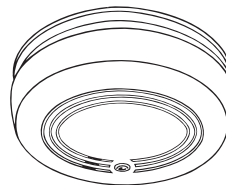
- Direct wire smoke alarm with battery backup • Contains both photoelectric and ionization sensing technology to sense both fast flaming and smoldering fires • Every dwelling is recommended to have both sensing types in it, this smoke alarm features both sensors in one unit

MFG #PI2000

**604010**

BOX

1/6



## AC/DC DIRECT WIRE BATTERY BACK-UP AND HUSH BUTTON SMOKE ALARM

- 120VAC with 9 volt battery back-up (battery included)
- Separate mounting bracket • Quick connect for easy installation
- Single and/or multiple station • Interconnectable up to 12 units
- Continuous green LED power indicator • UL 217 listed
- Hush button to quiet unwanted alarms for up to 15 minutes
- Complies with FHA, HUD, NFPA

MFG #4518

**601013**

BOX

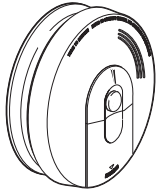
1/24

SMOKE ALARMS

# SMOKE, CARBON MONOXIDE AND GAS DETECTORS



## AC/DC SMOKE ALARM



- AC/DC direct wire smoke alarm with battery backup • Front access battery door simplifies changing batteries • Interconnectable with up to 18 Firex devices • 85 decibel alarm

MFG #4618

**604005**

BOX

1/24



## BATTERY POWERED CARBON MONOXIDE DETECTOR



- New electrochemical sensor (no replacement required) • 85dB alarm alerts you to dangerous carbon monoxide levels
- Battery operated to provide protection during power outage • Test/reset button
- Snap cover for easy access to batteries
- Uses 3 "AA" batteries (included)

MFG #9CO-5

**610140**

CLAM

1/3



## COMBINATION SMOKE AND CARBON MONOXIDE ALARM



- 2-in-1 combo provides protection from two hazards
- Interconnects with both smoke and CO alarms • Different smoke and CO alarm signals to sound the appropriate warning • Reduces wiring requirements • Single button tests smoke and CO sensor
- Alarm announces "Fire, Fire", or "Warning, Carbon Monoxide" along with 85db alarm • Low battery chirp • Contractor-friendly installation

MFG #900-0114E

**601040**

BOX

1/6



## DC SMOKE ALARM/ CARBON MONOXIDE DETECTOR



- Electrochemical sensor • Dual voice and loud alarm warns of smoke/fire, or carbon monoxide
- Low battery indicator • Twist off easy mounting bracket • Test/reset button to test both smoke and CO sensors • FHA, HUD, NFPA approved
- 3 "AA" batteries included

MFG #900-0102

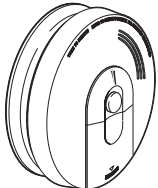
**601018**

BOX

1/3



## AC/DC DIRECT WIRE BATTERY BACK-UP SMOKE ALARM WITH FRONT ACCESS BATTERY



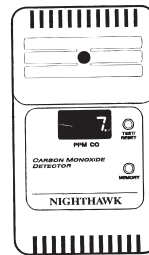
- 120VAC with 9 volt battery back-up • Front load battery door for easy battery replacement • Quick connect for easy installation
- Interchangeable up to 12 units • Continuous green LED power indicator • Hush button quiets unwanted alarms for up to 15 minutes
- UL 217 listed • Complies with NFPA • With latching LED

MFG #05000

**601017**

BOX

1/24



## NIGHTHAWK DIGITAL CARBON MONOXIDE DETECTOR

- Digital readout from 0-999 PPM • High level memory display shows highest carbon monoxide reading since unit was last reset
- Updated digital reading every 2-1/2 minutes • Powerful 85 decibel alarm • Test/retest button • No costly replacement parts
- Never needs recalibration • With 8 foot cord • Includes 9 volt battery

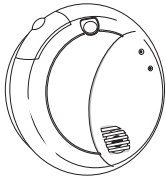
MFG #900-0076

**513005**

1/6



## AC/DC PHOTOELECTRIC SMOKE ALARM



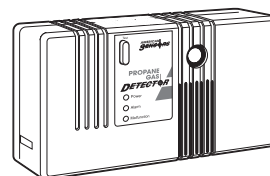
- 120 volt AC powered photoelectric smoke alarm with 9 volt DC battery backup in case of power failure • Can be interconnected with up to 12 additional BRK and First Alert smoke alarms and 6 compatible devices such as heat alarms, bells, repeaters, or switches
- Alarm automatically identifies which unit initiated the alarm
- Locking feature to deter removal of smoke alarm
- 85dB minimum horn with AC power indicator and silence/test feature

MFG #7010B

**601061**

BOX

1/12



## DIRECT PLUG-IN PROPANE GAS DETECTOR

- Instant test feature • Self-diagnosing circuitry
- No batteries required • 85dB, continuous alarm • 120 volt

MFG #LP200

**610490**

BOX

1/6

SMOKE ALARMS

# SMOKE, CARBON MONOXIDE AND GAS DETECTORS



## AC/DC CARBON MONOXIDE ALARM

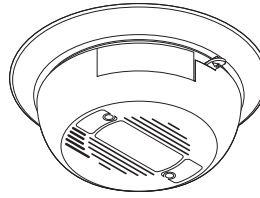
- 120VAC with 9 volt battery back-up • Front loading battery door for easy battery replacement • Exclusive Mono™ Sensor - verifies that CO sensor is working properly • Interconnect test and monthly self-test • Smart Quiet™ trigger alarm locator - quiets all alarms EXCEPT the one that triggered the alarm • 5 year warranty

MFG #10000

**604021**

BOX

1/6



## AC CARBON MONOXIDE DETECTOR

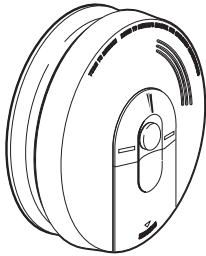
- 120VAC wire-in with battery back-up • Single and multiple station carbon monoxide detectors • Interconnectable with other BRK alarms and relays • Meets UL 2034 standard for residential carbon monoxide detectors

MFG #CO5120B

**601054**

BOX

1/4



## AC/DC SMOKE & CO ALARM

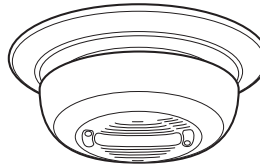
- Detects both smoke and carbon monoxide • Interconnects with other Firex alarms using no additional wiring or brackets • Front load battery door for easy access • Smart Quiet™ alarm locator silences all but the trigger alarm for up to 10 seconds

MFG #12000

**604009**

BOX

1/6



## DIRECT WIRE AC/DC SMOKE AND CARBON MONOXIDE ALARM


- 120V AC with 9V battery back-up • Separate smoke and CO visual and audible indication • Smart 3-wire interconnect sends unique signals for smoke and CO on one interconnect wire • Alarm latch indication automatically identifies and remembers which unit in an interconnected series initiated the alarm • Low battery silence temporarily silences the low battery chirp for up to eight hours
- Single button test/silence • Compatible with BRK smoke and CO alarms

MFG #SC9120B

**601271**

BOX

1/12



## CARBON MONOXIDE DETECTOR

- Unique 90° rotating plug • Hazard level warning/low level warning • Instant test/reset feature • Available in 2 different models: Direct plug in and 120V direct wire in • Wire-in unit has single station capability • Detects dangerous concentrations of carbon monoxide
- Meets new UL rating

MFG #CO-800

**610101**

DIRECT PLUG-IN

BOX

1/6

MFG #CO-810

**610102**

DIRECT WIRE-IN


BOX

1/6

DETECTORS

# DOOR SWITCHES, BELLS AND CHIMES

## DOOR ACCESSORIES



### MULTI-MOUNT TRANSFORMER

- Quality transformers, engineered to ensure long-life use with bells, buzzers, chimes, door openers • Multi-mount allows quick, easy installation • Single screw bracket mounts quickly to outlet boxes, fuse boxes, wiring, J-boxes, etc. or can be attached by mounting feet provided • Includes ground wire

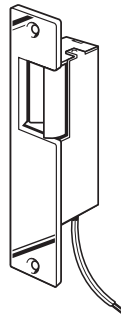
BELL BUZZERS



**663146** 10V 5W BOX 1

CHIMES


**663153** 16V 15W BOX 1



### NARROW ELECTRIC DOOR OPENER

- Replace or new in apartment house entrance, offices, etc. • Normally closed or locked, allow remote opening when energized
- Reversible for right or left hand doors
- Dimensions: face plate 1-1/4" x 5-7/8", case 15/16" x 3-5/8" x 1-7/16", latch 1-3/8" opening
- Brass finish face plate • Voltage 8-16VAC, 3-6 VDC • Includes 2 brass mounting screws


**663135** BOX 1




### SURFACE MOUNTED BUZZER

- 4-6 volt DC, 8-16 volt AC • Sturdy steel base and cover • Designed to operate on either bell ringing transformers or batteries
- All units thoroughly tested before shipment

**663020** BOX 1




### TWO DOOR TYPE BUILDER CHIME KIT



- Economy chime sounds two notes for the front door and one note for the rear door
- Can replace 2 bells or bell/buzzer combination • Includes: chime, 16 volt transformer and 2 unlit pushbuttons
- White cover

**663006** BOX 1



### NARROW STYLE RECESS DOOR SWITCH

- Electric door switch for turning on lights or other signals when doors are opened; for closets, dark rooms, etc. • With rustproof steel case with 4 knockouts; 2-11/16" x 1-3/16" x 2" deep • Rated 10A 1/2 hp at 125, 250, 277VAC; 3.0A at 250V


**663132** BOX 1/100



### SURFACE MOUNTING ELECTRIC BELL

- 3-6 volt DC, 8-16 volt AC • Snap-on cover and aluminum finish • Straight hammer base
- Extra large magnet coil and resonant steel gongs are standard • Phosphor-bronze contact springs • Operates on either bell ringing transformers or batteries
- Fully enclosed mechanism with KO

**663027** BOX 1



### WIRELESS BATTERY POWERED DOOR CHIME KIT

- Receiver takes 3 - AA batteries (not included)
- Pushbutton transmitter comes with 12V battery • Pleasant 2-note chime
- 90 ft. range

KIT

**663001** CLAM 1/6

REPLACEMENT BATTERY FOR PUSHBUTTON

**663005** 2/CARD 1/6

BELLS & CHIMES

# BUTTONS AND DOOR CHIMES

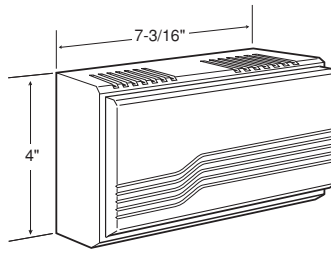


## WIRELESS PLUG-IN DOOR CHIME KIT

- 120VAC plug-in receiver plugs into any household outlet • Pushbutton transmitter comes with 12V battery
- 100 ft. range

KIT

<b>663002</b>	CLAM	1/6		
REPLACEMENT BATTERY FOR PUSH			PRICE PER CARD	
<b>663005</b>	2/CARD	1/6		



## DOOR CHIME

- 2 note chime for front door, one for back door
- Uses transformer (not included)
- Designer white color

<b>653402</b>	1			
---------------	---	--	--	--

**WHILE SUPPLIES LAST!**



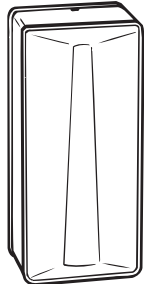
## PLASTIC DOOR CHIME PUSHBUTTON

- Popular builder pushbutton measures 3/4"W x 2-3/4"H

BLACK BODY WITH IVORY BAR

<b>663090</b>	CARD	1/10		
IVORY BODY WITH WHITE BAR				
<b>663097</b>	CARD	1/10		

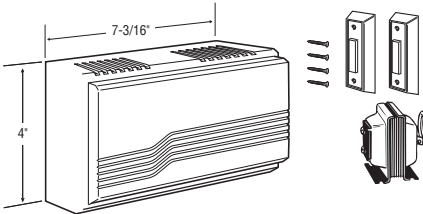
CHIMES & BUTTONS



## NON-ELECTRIC MANUALLY OPERATED DOOR CHIME

- Ivory • Two-note chime with resonant tone
- Easy to install and operates without electricity, batteries or wires
- Positive, long lasting mechanical action
- Includes: screws, template and instructions
- Fits all doors and walls 3/4" to 4-3/4" thick


<b>663013</b>	BOX	1		
---------------	-----	---	--	--



## DOOR CHIME KIT

- Includes: two lighted buttons, chime and transformer • Chimes two notes for front door, one for back door • Designer white color

<b>653409</b>	1/20			
---------------	------	--	--	--



## PUSHBUTTON

- 2-1/4" diameter • Max 24V
- Traditional, round pushbutton
- Attractive brass finish

<b>663076</b>	BOX	1/10		
---------------	-----	------	--	--

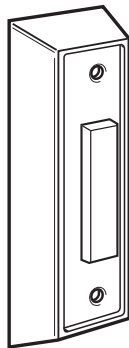


## 180° VIEWER DOOR CHIME

- Includes 2-note door chime, nameplate and 180° door viewer

<b>663011</b>	BOX	1		
---------------	-----	---	--	--

**WHILE SUPPLIES LAST!**

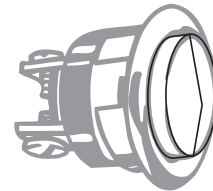


## LIGHTED PUSHBUTTON

- Raised design and textured surface
- Brass finish
- Surface mount
- 7/8" x 2-7/8"

<b>653477</b>	1/10			
---------------	------	--	--	--

**WHILE SUPPLIES LAST!**



## PUSHBUTTON

- Standard 5/8" diameter pushbutton
- Chrome finish


NON-LIGHTED

<b>663062</b>	24V MAX	BOX	1/10	
---------------	---------	-----	------	--

LIGHTED

<b>663069</b>	16V MAX	BOX	1/10	
---------------	---------	-----	------	--

**ALL ITEMS ON THIS PAGE ARE SHIPPED  
DIRECT FROM THE FACTORY  
F.O.B. FACTORY  
\$50 MINIMUM ORDER REQUIRED**




**LOUD HORN OR  
HORN STROBE**

- 115 VAC • High performance
- Horn - 95dB • Strobe - 15 candela

MEG #STH-115-WNS  
**1871206**

HORN STROBE | 1

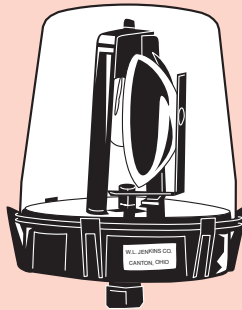


**AUDIBLE-VISUAL  
DOOR ENTRY SYSTEM**

- Operates when pushbutton is depressed
- Light continually flashes for 45 seconds
- Operates on 12VAC • Kit includes: master unit, transformer, push switch and remote light
- Remote light unit available, operates with master unit

MEG #BLK KIT  
**1871215**  
MEG #-1  
**1871216**

DOOR AUDIBLE/VISUAL KIT | 1  
REMOTE FLASHING LIGHT | 1




**ROTATING REFLECTOR  
BEACON**

- 115V • 25W bulb • Indoor/outdoor • 6-1/2" high, 5-5/8" deep • 90 flashes per minute-360° • 1/2" conduit mount

MEG #JR2-A  
**1871210**  
MEG #JR2-R  
**1871211**  
MEG #JR2-G  
**1871212**  
MEG #JR2-B  
**1871213**

DOME COLOR  
AMBER | 1  
RED | 1  
GREEN | 1  
BLUE | 1



**BELL/FLASHING STROBE**

- Indoor • Vibrating • 90-94dB
- Xenon flashtube, 15 candela • 120VAC

MEG #1005-ST  
**1871220**  
MEG #2005-ST  
**1871288**

BELL  
4-1/4" | 1  
6" | 1



WL JENKINS

**FACTORY DIRECT**

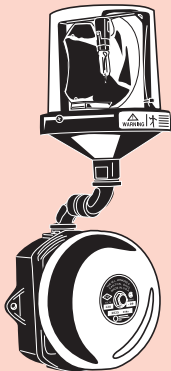


The W.L. Jenkins Company

**ALL ITEMS ON THIS PAGE ARE SHIPPED DIRECT FROM THE FACTORY**  
**F.O.B. FACTORY**  
**\$50 MINIMUM ORDER REQUIRED**



**BELL WARNING LIGHT**

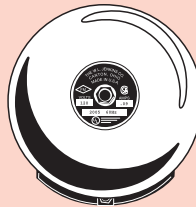


- 6" bell - 93dB • 120VAC
- 25W bulb • Vibrating
- 90 flashes per minute
- Weather resistant

MFG #2025-2RL-R	1871225	DOME COLOR	RED	1
MFG #2025-2RL-A	1871226	AMBER	1	
MFG #2025-2RL-G	1871227	GREEN	1	
MFG #2025-2RL-B	1871228	BLUE	1	
MFG #2025-2RL-C	1871229	CLEAR	1	



**GENERAL SIGNALING BELL**



- Vibrating bell • FM listed
- Indoor or outdoor • 90-94dB




MFG #1005-IN	1871350	4-1/4"	120VAC	INDOOR	1
MFG #1025-OUT	1871351	4-1/4"	120VAC	OUTDOOR	1
MFG #1004-IN	1871352	4-1/4"	24VAC	INDOOR	1
MFG #1024-OUT	1871353	4-1/4"	24VAC	OUTDOOR	1
MFG #2005-IN	1871354	6"	120VAC	INDOOR	1
MFG #2025-OUT	1871355	6"	120VAC	OUTDOOR	1
MFG #2004-IN	1871356	6"	24VAC	INDOOR	1
MFG #2024-OUT	1871357	6"	24VAC	OUTDOOR	1

WL JENKINS



**HORN WARNING LIGHT**



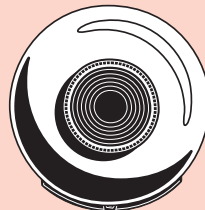
- 25W bulb - 95dB
- 120VAC 90 flashes per minute
- Indoor/outdoor



MFG #31T-115-2RL-R	1871230	DOME COLOR	RED	1
MFG #31T-115-2RL-A	1871231	AMBER	1	
MFG #31T-115-2RL-G	1871232	GREEN	1	
MFG #31T-115-2RL-B	1871233	BLUE	1	
MFG #31T-115-2RL-C	1871234	CLEAR	1	



**BELL/FLASHING LIGHT**




- Unique visual & audible signal
- Vibrating • WP = weatherproof
- Red lens



MFG #1034	1871240	4-1/4"	24VAC	1
MFG #1034-WP	1871241	4-1/4"	24VAC	1
MFG #1035	1871242	4-1/4"	120VAC	1
MFG #1035-WP	1871243	4-1/4"	120VAC	1
MFG #2034	1871244	6"	24VAC	1
MFG #2034-WP	1871245	6"	24VAC	1
MFG #2035	1871246	6"	120VAC	1
MFG #2035-WP	1871247	6"	120VAC	1



# TELEPHONE ACCESSORIES



## NON-METALLIC LOW VOLTAGE MOUNTING DEVICE

- Adjustable • Mounts class 2 wiring devices for communications, cable TV and computer wiring • CAT 5 compatible
- Adjusts to wall thickness 1/4" to 1"
- May be mounted horizontally or vertically

621618 1 GANG BOX | 1/10 | |

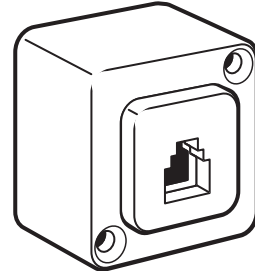


## MODULAR WALL PHONE JACK

- Use to convert either an old four-hole flush jack or flush wall terminal to a flush modular jack • Also widely used in new installations where conditions allow the wiring to be done in the wall

ORDER IN MULTIPLES SHOWN

852036	IVORY	BAG	1/10		
852144	WHITE	BULK	25		
852048	IVORY	CARD	10/100		
852049	WHITE	CARD	10/100		

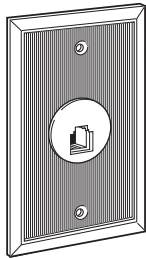


## SURFACE MOUNT PHONE JACK

- Surface mount jack for adding phone extensions where telephone wires are run outside the wall • Plugs one phone with existing modular cord into single modular jack

852050 IVORY CARD | 1/10 | |

# TELEPHONE ACCESSORIES

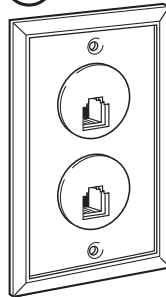


## MODULAR PHONE JACK ASSEMBLY

- For use when telephone wires are run behind the walls • Jack mounts flush with wall

ORDER IN MULTIPLES SHOWN

852035	IVORY	BAG	1/10		
852140	WHITE	BULK	25		
852041	WHITE	CARD	1/10		
852040	IVORY	CARD	1/10		

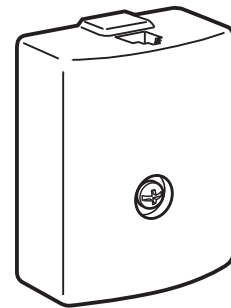


## MODULAR DUPLEX PHONE JACK

- Duplex phone jack for multiple phones or devices • Mounts flush with wall

ORDER IN MULTIPLES SHOWN

852043	WHITE	CARD	1/10		
852042	IVORY	CARD	1/10		
852141	IVORY	BULK	25		



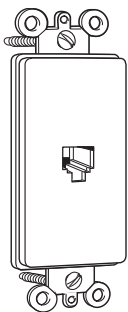
## MODULAR PHONE JACK COVER

- Includes ivory cover, 4 wires with spade tongues, and mounting screw

ORDER IN MULTIPLES SHOWN

852145 IVORY BULK | 10 | |

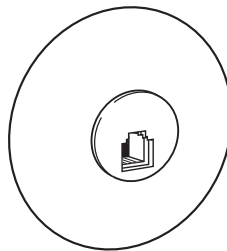
PHONE ACCESS.



## TELEPHONE WALL JACK

- 4 conductor • Modular, type 625
- Screw terminals • Order plates separately
- Housing of high-impact, self-extinguishing plastic rated UL94V-0

609252 WHITE BOX | 1/30 | |

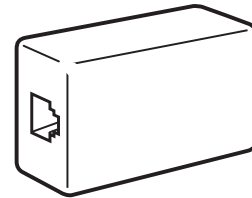


## MODULAR ROUND PHONE JACK

- For replacement or new wiring
- Easy to install

ORDER IN MULTIPLES SHOWN

852047	WHITE	CARD	1/10		
852046	IVORY	CARD	1/10		
852143	WHITE	BULK	10		
852142	IVORY	BULK	10		

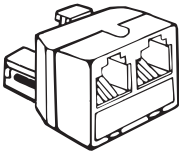


## MODULAR PHONE JACK

- Converts old baseboard or wall junction box into a new modular jack outlet • Includes mounting base with screws, 4 terminal connections to convert existing connections, phone jack outlet, and ivory cover

560454 IVORY CARD | 1/10 | |

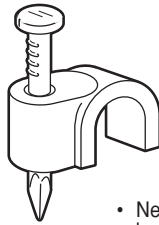
# TELEPHONE ACCESSORIES



## MODULAR TWO-FOR-ONE ADAPTER

- Adapts a modular wall jack to accept two phones or one phone and an answering device, speaker phone, autodialer, etc. in the same outlet


852052 IVORY CARD 1/10



## NAIL-IN TELEPHONE CORD CLIPS

- Neatly mounts modular cord to baseboards or walls

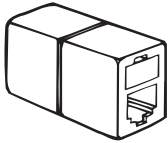
852071 20/CARD 1/12



## PHONE HOOK-UP WIRE

- Fifty feet • Three conductor wire
- Can be used with both standard and modular accessories • Ivory

852059 CARD 1/6



## MODULAR PHONE CORD IN-LINE COUPLER

- For use in conjunction with a modular base cord for the purpose of extending the base cord of a telephone

ORDER IN MULTIPLES SHOWN

852053 IVORY CARD 1/10

852148 IVORY BULK 10



## MODULAR EXTENSION CORD

- Used for lengthening or shortening the distance between telephone and wall jack
- Ivory

852070 12 FT. CARD 1/6

852056 25 FT. CARD 1/6

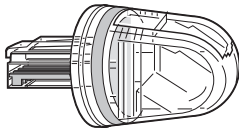


## TELEPHONE WIRE

- 22-4 gauge, 4-wire

SHIPPED IN FULL SPOOLS ONLY  
PRICE PER SPOOL

648852 1000 FT. PER SPOOL 1



## HANDSET DETANGLER

- Rotates to prevent handset cord from becoming twisted • Quick and easy to install

852060 CARD 1/10



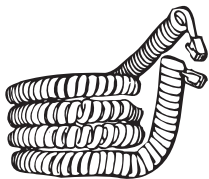
## SINGLE 25' MODULAR EXTENSION CORD

- Plugs one phone with existing modular cord into single modular jack • 25' • Ivory

ORDER IN MULTIPLES SHOWN

852057 CARD 1/6

852150 BULK 10



## MODULAR RECEIVER CORD

- Replacement for existing handset cord
- Coil structure

WHITE LENGTH ORDER IN MULTIPLES SHOWN

852054 25 FT. CARD 1/6


852068 12 FT. CARD 1/6

IVORY

852055 25 FT. CARD 1/6

852069 12 FT. CARD 1/6

852149 25 FT. BULK 10



## DUPLEX 25' MODULAR EXTENSION CORD

- Plugs two phones with existing modular cords into modular jack • 25' • Ivory

852058 CARD 1/10

## CAT3 AND CAT5E NETWORK WIRING CABLE

- Convenient pull pack • 24 gauge 4 pair cable in 1000' pull boxes • #648866 plenum rated cable for installation in duct work, airways, etc.

CAT 3

648860 GRAY BOX 1

CAT 5E

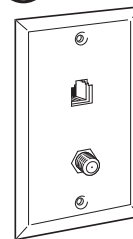
648865 BEIGE BOX 1

CAT 5E PLENUM

648866 BLUE BOX 1



WHILE SUPPLIES LAST!



## MODULAR COMBO WALL JACK

- Combination 4 wire phone jack and 75 OHM cable hook-up
- Mounts flush with wall

602095 WHITE CARD 1/6

602093 IVORY CARD 1/6


601131 WHITE CARD 1/10

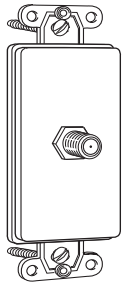
601130 IVORY CARD 1/10

601132 LT. ALMOND CARD 1/10

PHONE ACCESS.

# CABLE ACCESSORIES

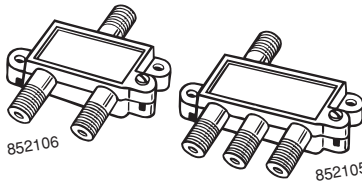
COOPER Wiring Devices 



## CATV WALL JACK

- 75 ohm F-connector jack
- Single jack for CATV or other video applications • Wall plate sold separately

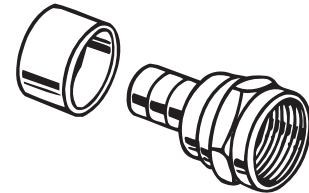
609255	IVORY	BOX	1/15		
609256	WHITE	BOX	1/30		



## 75 OHM SPLITTER

- Accepts coaxial "F" fittings
- Allows two units (TV sets) to be operated from the signal source or three sets using #852105 • Handles UHF/VHF signals
- 2 brass wood screws included

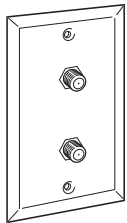
852106	2 WAY	CARD	1/12		
852105	3 WAY	CARD	1/12		



## CRIMP TYPE FOR RG6U "F" CONNECTOR

- Terminates 75 ohm RG6U coaxial cable, crimp sleeve included

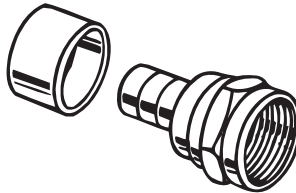
852111	10/CARD	1/20		
852112	100/BOX	1/40		



## DOUBLE CABLE TV WALL JACK

- Mounts flush with wall
- Splitter not included

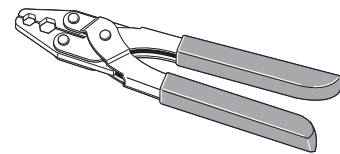
602006	WHITE	CARD	1/6		
602007	IVORY	CARD	1/6		
Pass & Seymour   Legrand					
601133	WHITE	CARD	1/10		
601134	IVORY	CARD	1/10		
601135	LT. ALMOND	CARD	1/10		



## CRIMP TYPE "F" CONNECTOR

- Terminates 75 ohm coaxial cable (RG59U) in an "F" plug (crimp sleeve included)

			PRICE PER CARD		
852108	2/CARD	1/12			
852078	10/CARD	1/12			



## COAXIAL CRIMPING TOOL

- Used to crimp "F" connectors onto coaxial (RG59U and RG6U) cable

852073	CARD	1/6		
--------	------	-----	--	--




## COAX WALL JACK

- Allows 75 ohm "F" connector (from VCR/TV) to be neatly connected to wall • Plate mounts directly to recessed wall box or directly to wall using mounting brackets and screws (included)

ORDER IN MULTIPLES SHOWN


852110	WHITE	CARD	1/6		
852109	IVORY	CARD	1/6		
852147	WHITE	BULK	20		
852146	IVORY	BULK	20		
Pass & Seymour   Legrand					
601136	WHITE	BULK	1/10		
601137	IVORY	BULK	1/10		
601139	LT. ALMOND	BULK	1/10		



## TWIST ON "F" CONNECTOR

- Terminates 75 ohm coaxial cable (RG59U) simply by twisting-on to prepared cable end

			PRICE PER CARD		
852100	2/CARD	1/12			
852077	10/CARD	1/12			



## TWIST ON FOR RG6U "F" CONNECTOR

- Terminates 75 ohm RG6U coaxial cable
- Twist on to prepared cable end

			PRICE PER CARD/BOX		
852135	10/CARD	1/10			
852137	100/BOX	1/40			
WEATHERPROOF					
852139	10/CARD	1/10			

CABLE ACCESS.

# CABLE ACCESSORIES

**Thomas&Betts**

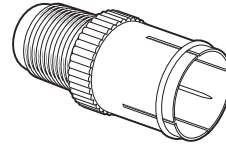


## SNAP-N-SEAL™ RG6U CABLE "F" CONNECTOR

- Compression connector for RG6U coaxial cable
- Provides a 360° weatherproof seal with no cable deformation or signal loss
- Installs quickly and easily for a consistent and reliable connection every time

PRICED PER PACK

601145	BAG	10		
601144	JAR	50		



## "F" CONNECTOR QUICK PLUG

- Adapts standard screw on "F" connector into a slip-on "F" connector
- For easy connection and disassembly of components

852074	CARD	1/6		
--------	------	-----	--	--

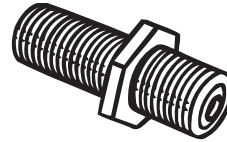
**Thomas&Betts**



## SNAP-N-SEAL™ INSTALLATION TOOL

- Installation tool for any RG6U or RG59 Snap-N-Seal™ compression connector

601147		1/6		
--------	--	-----	--	--



## FEED-THRU COUPLING

- Couples two coaxial cables together that terminate in "F" plugs

852101	1/CARD	1/12		
--------	--------	------	--	--

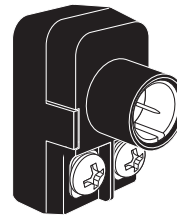
**Thomas&Betts**



## SNAP-N-SEAL™ CABLE PREP TOOL

- Exposes the center conductor and removes the cable jacket in one step
- Use for RG6U or RG59 coaxial cable

601148		1/6		
--------	--	-----	--	--



## MATCHING TRANSFORMER

- Used to transform 300 ohm flat wire to 75 ohm round cable

852072	CARD	1/6		
--------	------	-----	--	--


**Thomas&Betts**



## SNAP-N-SEAL™ CONTRACTOR KIT

- Kit contains: 25 Snap-N-Seal™ connectors, connector installation tool and RG6U cable prep tool

601149		1/6		
--------	--	-----	--	--



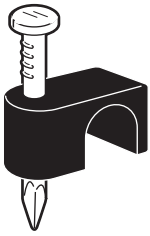
## MATCHING TRANSFORMER

- Used indoors to transform 75 ohm round cable to match 300 ohm flat wire (or vice versa)

852107	CARD	1/12		
--------	------	------	--	--

CABLE ACCESS.


# CABLE ACCESSORIES



## NAIL-IN COAXIAL CABLE CLIPS

- Neatly mount coaxial cable to baseboard or walls

852086	20/CARD		1/12		PRICE PER CARD



## 75 OHM BLACK RG6U COAXIAL CABLE

- RG6U offers better reception and less signal loss than RG59 • 54% aluminum braid

852129	500 FT./REEL		1		



## 75 OHM BLACK "F" CONNECTOR ENDS COAXIAL CABLE

- Quality RG59U coaxial cable with factory crimped "F" connectors

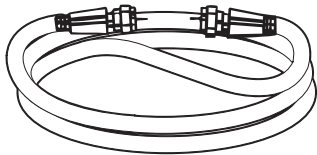
852079	3 FT.	CARD	1/6		
852102	6 FT.	CARD	1/12		
852080	12 FT.	CARD	1/6		
852103	25 FT.	CARD	1/6		
852081	50 FT.	CARD	1/6		



## SPEAKER WIRE

- 24-2 gauge, SPT-1 • Clear


648810	1000 FT.		1		PRICE PER SPOOL



## 75 OHM WHITE "F" CONNECTOR ENDS COAXIAL CABLE

- Quality RG59U coaxial cable with factory crimped "F" connectors


852082	3 FT.	CARD	1/6		
852083	6 FT.	CARD	1/6		
852084	12 FT.	CARD	1/6		
852085	25 FT.	CARD	1/6		



## SPEAKER WIRE


- For home or car stereos • 24/2 AWG

852091	100 FT.		1/6		



## BLACK RG59U COAXIAL CABLE

852104	100 FT./CARD		1/5		



## INDOOR ANTENNA WITH TUNER

- Replaces old or broken factory UHF and VHF television antennas • Ideal for television without cable or satellite access
- Tuner helps fine tune images for best picture
- Please use with matching transformer (#852072) for cable-ready television

852093	BAG		1/4		

CABLE ACCESS.

**FACTORY DIRECT**

**ALL ITEMS ON THIS PAGE ARE SHIPPED DIRECT FROM THE FACTORY  
FREIGHT PREPAID ON \$900  
\$150 MINIMUM ORDER REQUIRED**



**CATEGORY 5E  
KEYSTONE  
JACKS**

EM-K5-8PE-BK  
**9812000**  
EM-K5-8PE-BL  
**9812001**  
EM-K5-8PE-IV  
**9812002**  
EM-K5-8PE-RD  
**9812003**  
EM-K5-8PE-WH  
**9812004**

COLOR	BLACK	EA.
	BLUE	EA.
	IVORY	EA.
	RED	EA.
	WHITE	EA.



**VIDEO SPLITTER  
MODULE**

EM-HVS-1008  
**9812031**

1-8 TV UNITS EA.



**BRIDGE  
TELECOM  
SECURITY  
MODULE**

EM-HBG-1006  
**9812033**

6 PORT EA.



**BLANK  
KEYSTONE  
INSERT FILLER**

AC-MS100-WH  
**9812018**  
AC-MS100-IV  
**9812019**


COLOR	WHITE	EA.
	IVORY	EA.



**DATA PANEL  
MODULE**

EM-HPP-1008  
**9812034**


8 PORT EA.



**F-COUPLER  
INSERT**

AC-MS101-WH  
**9812020**  
AC-MS101-IV  
**9812021**

COLOR	WHITE	EA.
	IVORY	EA.



**BASIC TELECOM  
DISTRIBUTION  
MODULE**

EM-HTE-1008  
**9812032**

8 PORT EA.



**CATEGORY 5E  
PATCH PANELS**

EM-PP-12SCKE  
**9812005**  
EM-PP-24E  
**9812006**  
EM-PP-48E  
**9812007**

12-PORT	WALL MOUNT W/BRACKET	EA.
24-PORT	RACK MOUNT	EA.
48-PORT	RACK MOUNT	EA.



**WALL PLATES**

CP216B-1-IVRY	PORTS	COLOR	EA.
<b>9812008</b>	1 PORT	IVORY	EA.
CP216B-1-WHT			
<b>9812009</b>	1 PORT	WHITE	EA.
CP216B-2-IVRY			
<b>9812010</b>	2 PORT	IVORY	EA.
CP216B-2-WHT			
<b>9812011</b>	2 PORT	WHITE	EA.
CP216B-3-IVRY			
<b>9812012</b>	3 PORT	IVORY	EA.
CP216B-3-WHT			
<b>9812013</b>	3 PORT	WHITE	EA.
CP216B-4-IVRY			
<b>9812014</b>	4 PORT	IVORY	EA.
CP216B-4-WHT			
<b>9812015</b>	4 PORT	WHITE	EA.
CP216B-6-IVRY			
<b>9812016</b>	6 PORT	IVORY	EA.
CP216B-6-WHT			
<b>9812017</b>	6 PORT	WHITE	EA.



**CABINET, ADVANCED  
HOME WIRING  
SYSTEM**

EM-HWS-1402 <b>9812028</b>	SIZE	14"	EA.
EM-HWS-2802 <b>9812029</b>		28"	EA.
EM-HWS-4202 <b>9812030</b>		42"	EA.

GENERAL CABLE