




**ALL ITEMS ON THIS PAGE ARE SHIPPED  
DIRECT FROM THE FACTORY  
FREIGHT PREPAID  
SHIPPED UPS**

Rotonics Manufacturing Inc.



**ANTIQUE STYLE  
LAMP POST**

- Easy installation • Low maintenance • Corrosion resistant
- Vandal resistant • 2 piece steel poly construction for easy installation
- 8' 9" tall with four-12" globes

MFG #PP3-2V4B

**1613530**

BLACK

1

MFG #PP3-2V4G

**1613531**

GREEN

1

MFG #PP3-2V4W

**1613532**

WHITE

1

**MATCHING WALL SCNCE**

MFG #83472

**1613533**

1


**REPLACEMENT GLOBE**

MFG #83522

**1613534**

1

Rotonics Manufacturing Inc.



**ANTIQUE STYLE  
LAMP POST**

- Easy installation • Low maintenance • Corrosion resistant
- Vandal resistant • 2 piece steel poly construction for easy installation
- 7' 9" tall with acorn style globe

MFG #PP3-2A17B

**1613535**

BLACK

1

MFG #PP3-2A17G

**1613536**

GREEN

1

MFG #PP3-2A17W

**1613537**

WHITE

1

**MATCHING WALL SCNCE**

MFG #83471

**1613538**

1


**REPLACEMENT GLOBE**

MFG #83521

**1613539**

1

Rotonics Manufacturing Inc.



**ANTIQUE STYLE  
LAMP POST**

- Easy installation • Low maintenance • Corrosion resistant
- Vandal resistant • 2 piece steel poly construction for easy installation
- 7' 6" tall with glass globe

MFG #PP3-2GB

**1613540**

BLACK

1

MFG #PP3-2GG

**1613541**

GREEN

1

MFG #PP3-2GW

**1613542**

WHITE

1

**MATCHING WALL SCNCE**

MFG #83472

**1613543**

1


**REPLACEMENT GLOBE**

MFG #83523

**1613544**

1

ROTONICS



**Incandescent Bulbs** .....1089-1093

**Specialty Incandescent Bulbs** .....1094-1095

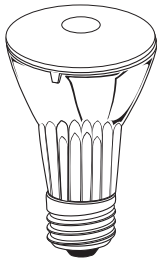
**Floodlights** .....1096-1097



**PAR Lamps** .....1097-1099

**Compact Fluorescent Lamps** .....1100-1105

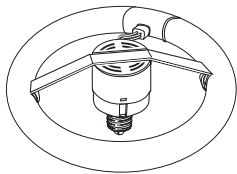
**Spiral/Spring Fluorescent Lamps** .....1105-1106



**Circline Lamps** .....1106-1108

**Fluorescent Lamps** .....1108-1112

**Halogen Lamps** .....1113-1116



**Ballasts** .....1117

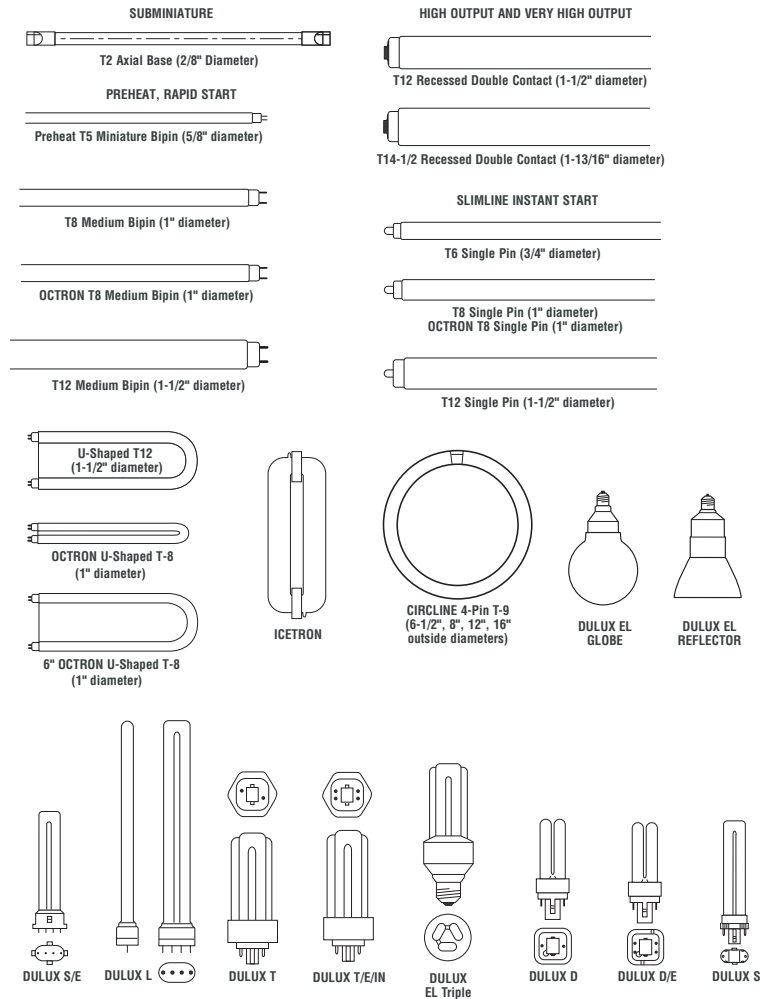


# LAMP INFORMATION



# IS YOUR SOURCE FOR LIGHTING!

LAMP INFO



### Color Temperature

The correlated color temperature of a light source as expressed in Kelvins (K) and is a means of describing the appearance or chromaticity of the source itself. It describes the apparent whiteness of the lamp. Sources having a low correlated color temperature (2700K to 3400K) are said to be "warm" in color such as Warm White, Warm White Deluxe, and Designer 3000K (D30) and Designer "800" 3000K (D830). (Most incandescent lamps have a color temperature between 2700K and 3000K.) Fluorescent sources having higher correlated color temperature (4100K to 6300K) such as Cool White, Cool White Deluxe, Daylight Designer "800" 4100K (D841), or Designer 4100K (D41) are said to be "cool" in color. The Designer Series and Octron Lamps having a correlated temperature of 3500K are considered "mid-range" and provide excellent color rendition while not being either "warm" or "cool." The correlated color temperature of the light source contributed greatly to the visual appearance of the lighted space.

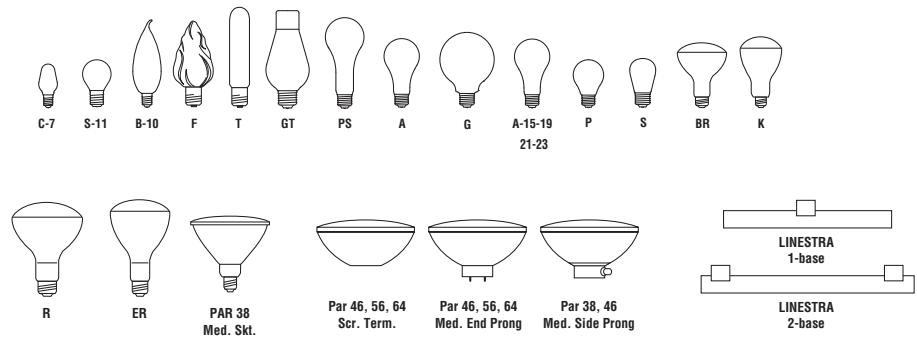
### Color Rendering Index

Color Rendering Index (CRI) is an international numbering system from 0-100 which indicates the relative color rendering quality of a light source when compared to a standard reference source of the same correlated color temperature. It expresses the degree to which colors will appear "familiar" or "natural" under the light source being selected. In general, the higher the CRI number, the better the color rendering properties of the light source is question. The color rendering index of any two sources should only be compared if those sources have the same correlated color temperature.

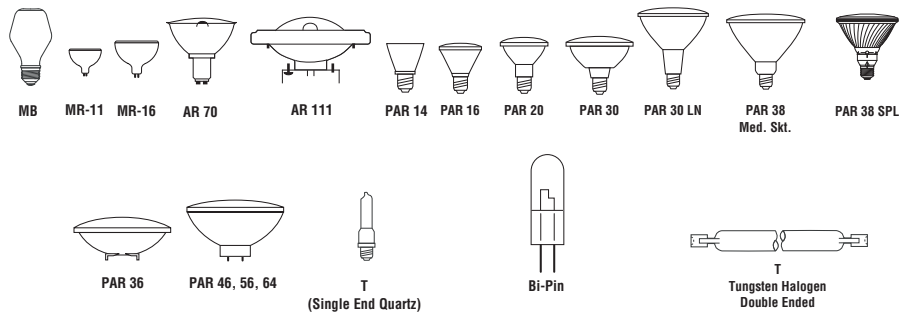
# LAMP INFORMATION

## INCANDESCENT LAMPS

A bulb designation consists of a letter(s) to indicate the shape and a figure(s) to indicate the approximate major diameter in eighths of an inch. Bulbs are measured through their greatest diameter in eighths of an inch. Thus, an F-15 bulb is a flame-shape, 15/8 of an inch or 1-7/8 inches in diameter.

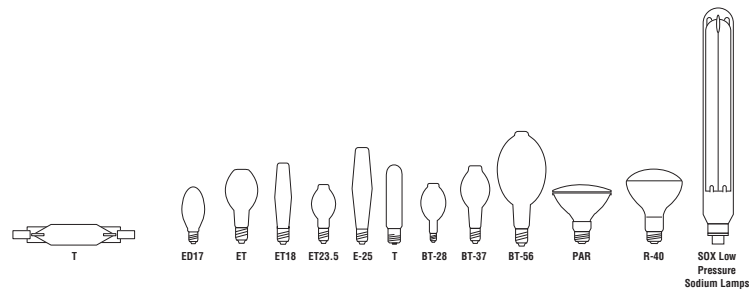


## INCANDESCENT TUNGSTEN HALOGEN & QUARTZ LAMPS



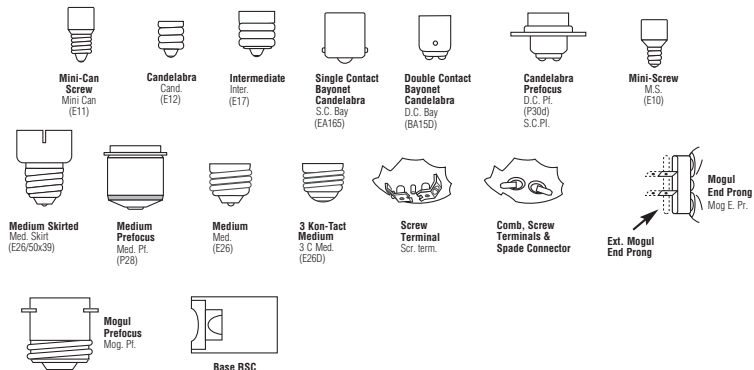
## HID

High Intensity Discharge (H.I.D.) are lamps in which an arc passing between two electrodes in a pressurized tube causes various metallic additives to vaporize and release large amounts of light. HID Lamps are incredibly efficient, long lasting and provides a low operating cost.



## BASES

Typical screw base is shown. One lead-in wire is soldered to the center contact and the other soldered or welded to the upper rim of the base shell. Base shells are typically made of brass or aluminum. ANSI designations are in parentheses.



LAMP INFO

# INCANDESCENT BULBS

## INCANDESCENT UNIVERSAL NUMBER EXPLANATION

**60 A 19 / M \ CL - 130**

WATT      SHAPE      DIAMETER      BASE TYPE      COLOR      VOLTAGE

Incandescent bulb size is determined by the maximum diameter as expressed in eighths of an inch (1/8"). For example: an A-19 bulb is 19-eighths of an inch or 2-3/8" in diameter

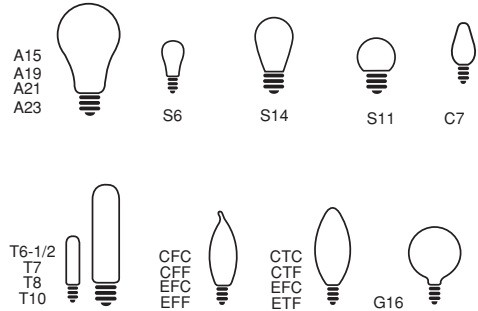
Base is omitted in cases where a type of bulb is commonly all the same base. For example: Night light is candelabra base

M = Medium; N = Intermediate; C = Candelabra; DC = Double Contact Bayonet

IF = Inside Frost  
CL = Clear  
Y = Yellow  
W = White Gloss  
SW = Soft White  
FL = Flood  
SP = Spot

Note: Many manufacturers will drop parts of the format where a particular feature is standard and does require mentioning (i.e. 60A = 60A19/IF). Then only exceptions are noted.

## BULB SHAPE REFERENCE CHART




## BASE SIZE REFERENCE CHART (BASES SHOWN ACTUAL SIZE)




CANDELABRA BASE



INTERMEDIATE BASE



MEDIUM BASE




MOGUL BASE




SINGLE CONTACT BAYONET BASE

LIGHT BULBS



**INSIDE FROST  
STANDARD LIFE  
LIGHT BULB**

- 130 volts • Medium aluminum base
- 4 bulbs per sleeve • Average lamp life is 1000 hours



**INSIDE FROST  
LONG LIFE  
LIGHT BULB**


- 130 volts • Medium brass base

	WATTS	LUMENS		PRICE PER BULB ORDER IN MULTIPLES SHOWN
<b>681899</b>	40A19IF	40	280	4/BOX   60
<b>681900</b>	60A19IF	60	530	4/BOX   60
<b>681901</b>	75A19IF	75	680	4/BOX   60
<b>681902</b>	100A19IF	100	1120	4/BOX   60

	WATTS	HOURS	LUMENS		PRICE PER BULB ORDER IN MULTIPLES SHOWN
<b>681910</b>	25A19/IF	25	4000	150	4/BOX   120
<b>681605</b>	40A19/IF	40	4000	280	4/BOX   60
<b>681612</b>	60A19/IF	60	4000	530	4/BOX   60
<b>681619</b>	75A19/IF	75	4000	680	4/BOX   60
<b>681626</b>	100A19/IF	100	4000	1120	4/BOX   60
<b>681871</b>	150A21/IF	150	2100	1540	1/BOX   12/120
<b>681885</b>	200A23/IF	200	2100	2290	1/BOX   12/120

# INCANDESCENT BULBS

## SYLVANIA




### WHITE ECONOMY LIGHT BULB

- Medium base
- 130V bulb yields longer life when used on 120V

120 VOLT/25A19/EW-120V	WATTS	HOURS	LUMENS		PRICE PER BULB ORDER IN MULTIPLES SHOWN
<b>611062</b>	25	2500	190	4/BOX	<b>24</b>
120 VOLT/40A19/EW-120V					
<b>685000</b>	40	1500	460	4/BOX	<b>48</b>
60A19/EW-120V					
<b>685005</b>	60	1000	890	4/BOX	<b>48</b>
75A19/EW-120V					
<b>685030</b>	75	750	1210	4/BOX	<b>48</b>
100A19/EW-120V					
<b>685045</b>	100	750	1750	4/BOX	<b>48</b>
130 VOLT COMMERCIAL					
40A19/IF-130V					
<b>685856</b>	40	1500	460	4/BOX	<b>48</b>
15A15/IF-130V					
<b>685853</b>	25	2500	210	4/BOX	<b>120</b>
60A19/IF-130V					
<b>685015</b>	60	1000	890	4/BOX	<b>24</b>
75A19/IF-130V					
<b>685035</b>	75	750	1210	4/BOX	<b>24</b>
100A19/IF-130V					
<b>685050</b>	100	750	1750	4/BOX	<b>48</b>
150A21/IF-130V					
<b>685060</b>	150	750	2780	4/BOX	<b>48</b>
200A21/IF-130V					
<b>685065</b>	200	750	3930	4/BOX	<b>48</b>

## SYLVANIA

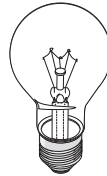


### INSIDE FROST SUPER SAVER LIGHT BULB

- Inside frost, energy saver bulb
- 130 volts • Medium aluminum base

	WATTS	HOURS	LUMENS		PRICE PER BULB ORDER IN MULTIPLES SHOWN
<b>685085</b>	60A/52/SS	52	1000	745	<b>48</b>
<b>685095</b>	75A/67/SS	67	750	1040	<b>48</b>
<b>685105</b>	100A/90/SS	90	750	1520	<b>48</b>


## SYLVANIA



### CLEAR FINISH LIGHT BULB

- Medium aluminum base
- 130V bulb yields longer life when used on 120V

120 VOLT	WATTS	HOURS	LUMENS		PRICE PER BULB ORDER IN MULTIPLES SHOWN
<b>611063</b>	40A/CL	40	1500	480	<b>24</b>
<b>685923</b>	60A/CL	60	1000	880	<b>120</b>
<b>685924</b>	75A/CL	75	750	1200	<b>120</b>
<b>685925</b>	100A/CL	100	750	1720	<b>120</b>
130 VOLT					
<b>685854</b>	25A19/CL	25	2500	210	<b>120</b>
<b>685855</b>	40A19/CL	40	1500	460	<b>120</b>
<b>685857</b>	60A19/CL	60	1000	890	<b>120</b>
<b>685858</b>	75A19/CL	75	750	1210	<b>120</b>
<b>685859</b>	100A19/CL	100	750	1720	<b>120</b>
<b>685860</b>	150A21/CL	150	750	2780	<b>48</b>
<b>685898</b>	200A21/CL	200	750	3930	<b>48</b>

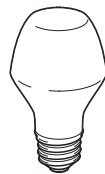


### CLEAR LONG LIFE LIGHT BULB

- 130 volts
- Medium brass base

25A19/CL	WATTS	HOURS	LUMENS		PRICE PER BULB ORDER IN MULTIPLES SHOWN
<b>681908</b>	25	4000	150	4/BOX	<b>24/120</b>
40A19/CL					
<b>681913</b>	40	4000	300	4/BOX	<b>60</b>
60A19/CL					
<b>681610</b>	60	4000	540	4/BOX	<b>60</b>
75A19/CL					
<b>681617</b>	75	4000	700	4/BOX	<b>60</b>
100A19/CL					
<b>681623</b>	100	4000	1140	4/BOX	<b>60</b>
150A21/CL					
<b>681878</b>	150	2100	1550	1/BOX	<b>12/120</b>
200A23/CL					
<b>681892</b>	200	2100	2300	1/BOX	<b>12/120</b>


## SYLVANIA



### INSIDE FROST HALOGEN BULB

- 120 volts
- Medium base

72MR/CAP	WATTS	HOURS	LUMENS		PRICE PER BULB ORDER IN MULTIPLES SHOWN
<b>684871</b>	72	3500	1150	BOX	<b>12</b>
100A/HAL					
<b>684872</b>	100	2250	1850	BOX	<b>12</b>



### SOFT WHITE LONG LIFE LIGHT BULB

- 130 volts • 4000 hours
- Medium brass base • Soft white

	WATTS	LUMENS		PRICE PER BULB ORDER IN MULTIPLES SHOWN
<b>682907</b>	60A19/SW	60	530	4/BOX <b>60</b>
<b>682914</b>	75A19/SW	75	680	4/BOX <b>60</b>
<b>682921</b>	100A19/SW	100	1120	4/BOX <b>60</b>

LIGHT BULBS

# INCANDESCENT BULBS

## SYLVANIA




### SOFT WHITE LIGHT BULB

- 120 volts • Medium base

	WATTS	HOURS	LUMENS		PRICE PER BULB ORDER IN MULTIPLES SHOWN
611064	25A19/SW	25	2500	160	4/BOX 24
685070	40A19/SW	40	1500	445	4/BOX 48
685073	60A19/SW	60	1000	870	4/BOX 48
685076	75A19/SW	75	750	1180	4/BOX 48
685079	100A19/SW	100	750	1710	4/BOX 48

## SYLVANIA



### SOFT WHITE DOUBLE LIFE LIGHT BULB

- 120 volt • Medium aluminum base

	WATTS	HOURS	LUMENS		PRICE PER BULB ORDER IN MULTIPLES SHOWN
611065	40A/DLSW/4PK	60	3000	390	BOX 24
685903	60A/DLSW/2PK	60	2000	770	BOX 24
685904	75A/DLSW/2PK	75	1500	1035	BOX 24
685905	100A/DLSW/2PK	100	1500	1530	BOX 24


## SYLVANIA



### CASE VALUE PACK SOFT WHITE INCANDESCENT BULB

- 130 volt • Standard coat
- Medium aluminum base

	WATTS	HOURS	LUMENS		PRICE PER BULB ORDER IN MULTIPLES SHOWN
611066	60A/CVP 130V	60	1000	855	BOX 24
611067	75A/CVP 130V	75	1000	1190	BOX 24
685911	40A/CVP 130V	40	1500	460	BOX 24
685915	100A/CVP 130V	100	750	1700	BOX 24




### INSIDE FROST LONG LIFE APPLIANCE BULB

- 130 volts • 2500 hours
- Medium brass base
- Used for refrigerators and ovens

	WATTS	LUMENS		PRICE PER BULB ORDER IN MULTIPLES SHOWN
681903	40A15/IF	40	280	1/BOX 12/120
681906	40A15/IF	40	280	1/CARD 12/120


## SYLVANIA



### APPLIANCE BULB

- Multi-use bulb for refrigerators, stoves, microwaves and fans


	INSIDE FROST	VOLTS	WATTS	HOURS		PRICE PER BULB ORDER IN MULTIPLES SHOWN
685204	15A15/IF	130	15	2500	BOX	120
685205	15A15/IF	120	15	2500	CARD	24
685207	40A15 120V	120	40	1000	BOX	120
685208	40A15/SL 120V	120	40	1000	BOX	120
685211	60A15/GARAGE/RP	120	60	1000	BOX	24
685209	15A15/CL/RP	120	15	2500	BOX	24
685206	40A15/CL	120	40	1000	CARD	12



### LONG LIFE BUG LIGHT BULB

- Medium base • 2000 hours
- 130 volts • Emits yellow light

	WATTS		2 PER BOX PRICE PER BULB ORDER IN MULTIPLES SHOWN
681707	60A19/Y	60	2/BOX 48



### INSIDE FROST 3-WAY LIGHT BULB

- 130 volts • Medium base
- 1200 hours

	LUMENS		PRICE PER BULB ORDER IN MULTIPLES SHOWN
681631	30-70-100A21/IF	190/650/820	BOX 24
681633	50-100-150A21/IF	440/1040/1480	BOX 24

## SYLVANIA




### SOFT WHITE 3-WAY LIGHT BULB

- 120 volts • 1200 hours
- Medium base • A21

	LUMENS		PRICE PER BULB ORDER IN MULTIPLES SHOWN
685215	30-70-100A/SW	300/945/1245	BOX 12
685220	50-100-150A/SW	640/1570/2210	BOX 12

LIGHT BULBS

# INCANDESCENT BULBS




## INSIDE FROST ROUGH SERVICE LIGHT BULB

- 1000 hours • Medium brass base • A19
- For automotive and mechanic trouble lights

		PRICE PER BULB ORDER IN MULTIPLES SHOWN	
	WATTS LUMENS		
681828	50A19/RS/IF 50 480	24	
681829	75A19/RS/IF 75 680	24	
681843	100A19/RS/IF 100 1120	24	


## SYLVANIA

## RHINOCOAT® SAFELINE COATED LIGHT BULB



- Tough silicone coating helps prevent breakage
- Coating also holds the glass together, keeping it from shattering
- A21 bulb shape
- Inside frost
- Medium brass base

		PRICE PER BULB ORDER IN MULTIPLES SHOWN			
	75A21/RS/ SL/FP 120V	WATTS	LUMENS	HOURS	
685934		75	800	1000	12
	100A21/RS/SL/FP120V				
685935		100	1230	1000	12




## CLEAR NIGHT LIGHT BULB

- 120 volts
- Brass base
- 3000 hours
- Candelabra base

		PRICE PER BULB ORDER IN MULTIPLES SHOWN			
	WATTS LUMENS				
681106	4C7/CL 4 12	2/ CARD	12/ 120		
681108	7C7/CL 7 35	2/ CARD	12/ 120		

## SYLVANIA

## INSIDE FROST ROUGH SERVICE LIGHT BULB




- 1,000 hours • Medium aluminum base • A19
- MOL: 4-7/16"

		PRICE PER BULB ORDER IN MULTIPLES SHOWN	
120 VOLT	WATTS LUMENS		
685940	60A/RS/2/RP 60 555	24	
611068	75A/RS/2/RP 75 818	24	
685941	100A/RS/2/RP 100 1260	24	
130 VOLT	WATTS LUMENS		
685950	60A/RS/2/ RP 130V 60 555	24	
611069	75A/RS/ RP 130V 75 818	24	
685951	100A/RS/2/ RP 130V 100 1260	24	


## SYLVANIA

## ROUGH SERVICE INSIDE FROST EXTRA LIFE LIGHT BULB



- 5,000 hours
- Medium aluminum base • 130 volts
- MOL: 4-7/16"


		PRICE PER BULB ORDER IN MULTIPLES SHOWN	
	60A/RS/XL 130	WATTS	LUMENS
685975		60	450
	100A/RS/XL 130V		
685976		100	1000



## CLEAR HIGH INTENSITY LIGHT BULB

- Intermediate base
- For reading lamps
- 120 volts • 1000 hours

		PRICE PER BULB ORDER IN MULTIPLES SHOWN	
	WATTS LUMENS		
682207	40S11 /N/CL 40 340	CARD	12/ 120



## ROUGH SERVICE TOUGHCOAT LIGHT BULB

- 130 volts
- Medium brass base
- 4000 hours
- Shatterproof, rubbercoated

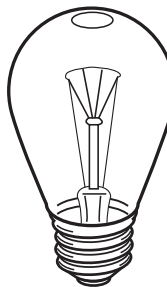
		PRICE PER BULB ORDER IN MULTIPLES SHOWN	
	WATTS LUMENS		
681857	75A19/RS/TF 75 760	24	



## A15 E125 CANDELABRA BASE LIGHT BULB

- 1000 Hours
- 120 Volts
- Nickel Plated Base
- Meets new ceiling fan bulb requirements

611851	CLEAR	60W	25/500
611852	FROSTED	60W	25/500



## CLEAR LONG LIFE SIGN BULB

- Medium brass base
- 130 volts • 2500 hours

		PRICE PER BULB ORDER IN MULTIPLES SHOWN	
	WATTS LUMENS		
681118	11S1 4/CL 11 80	BOX	12/ 120

LIGHT BULBS

\*REGISTERED TRADE NAME OR MARK OF THE ORIGINAL MANUFACTURER OF THE PRODUCT WHICH THIS PART FITS; NOT OWNED, ASSOCIATED OR TO BE CONFUSED WITH OUR COMPANY.



# EXIT AND DECORATIVE LIGHT BULBS

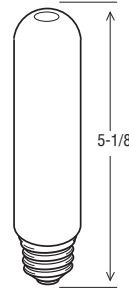
## SYLVANIA



### CLEAR EXIT LIGHT BULB

- Candelabra base • 145 volts
- 2000 hours

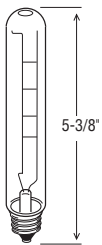
	WATTS	LUMENS	ORDER IN MULTIPLES SHOWN		
685210 15T6/CL	15	112	BOX	10/60	



### CLEAR TUBULAR SHOWCASE BULB

- Medium brass base
- 1000 hours

	WATTS	ORDER IN MULTIPLES SHOWN		
682265 40T10/CL	40	CARD	12/120	

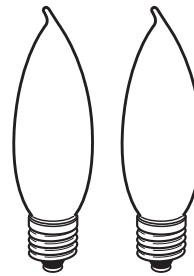
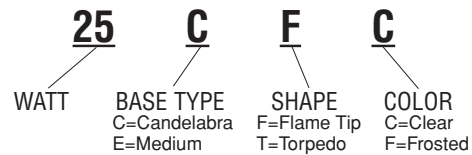


### CLEAR EXIT LIGHT BULB

- 130 volts • 3000 hours
- Intermediate brass base

	WATTS	LUMENS	ORDER IN MULTIPLES SHOWN		
682256 20T6-1/2/CL	20	140	BOX	25/500	

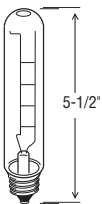
### DECORATIVE UNIVERSAL NUMBER EXPLANATION



### CLEAR LONG LIFE FLAME TIP DECORATIVE LIGHT BULB

- Candelabra or medium brass base
- 130 volts • 2 per card

## SYLVANIA



### INSIDE FROST EXIT LIGHT BULB

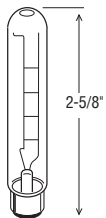
- 120 volts • 10000 hours
- Intermediate base

	WATTS	LUMENS	ORDER IN MULTIPLES SHOWN		
684803 20T6-1/2	20	92	BOX	1/60	

	CANDELABRA BASE	WATTS	HOURS	LUMENS		PRICE PER CARD	ORDER IN MULTIPLES SHOWN
682409	25CFC	25	2500	160	2/CARD	12/120	
682423	40CFC	40	2500	340	2/CARD	12/120	
682437	60CFC	60	2500	650	2/CARD	12/120	
MEDIUM BASE							
682465	25EFC	25	1500	160	2/CARD	12/120	
682479	40EFC	40	1500	340	2/CARD	12/120	
682485	60EFC	60	1500	650	2/CARD	12/120	

LIGHT BULB

## SYLVANIA

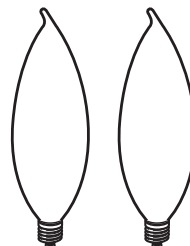


### CLEAR APPLIANCE BULB

- 120 volts • 1000 hours
- Bayonet base

	WATTS	LUMENS	ORDER IN MULTIPLES SHOWN		
684801 25T8/DC	25	215	CARD	12	

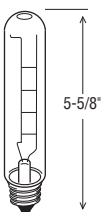
## SYLVANIA



### CLEAR LONG LIFE FLAME TIP DECORATIVE LIGHT BULB

- 120 volts • Maximum overall length 4-5/16"
- 3000 hours average life
- 2 bulbs per card, 6 cards per box
- Candelabra nickel-plated brass base

## SYLVANIA



### CLEAR EXIT LIGHT BULB

- 130 volts • 1000 hours
- Medium base

	WATTS	LUMENS	ORDER IN MULTIPLES SHOWN		
684805 25T10	25	232	BOX	1/60	

	WATTS	PRICE PER CARD			ORDER IN MULTIPLES SHOWN
684824 20B10CDLBL	25	2/CARD	6		
611070 60B10CDLBL	40	2/CARD	6		
611071 60B10CDLBL	60	2/CARD	6		

# DECORATIVE INCANDESCENT BULBS

## SYLVANIA

### FLAME TIP DECORATIVE LIGHT BULB

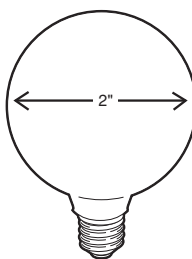


- Candelabra base • 120 volts
- Maximum overall length 4-5/16"
- 1500 hours average life
- 2 bulbs per card, 6 cards per box

CLEAR		WATTS	LUMENS		PRICE PER CARD ORDER IN MULTIPLES SHOWN
684830	25B10C	25	195	2/CARD	6
684834	40B10C	40	330	2/CARD	6
611072	40B10C	60	635	2/CARD	6
FROSTED WHITE					
684837	40B10C/W	40	300	2/CARD	6
611073	25B10C/F	25	175	2/CARD	6
611074	60B10C/F	60	635	2/CARD	6

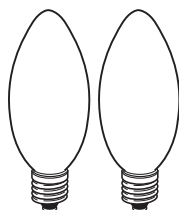
## SYLVANIA

### CLEAR G-16-1/2 MINI 2" GLOBE LIGHT



- 120 volts • 1500 hours average life
- Candelabra base

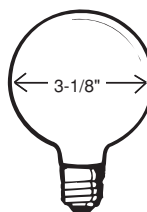
		WATTS	LUMENS		ORDER IN MULTIPLES SHOWN
684807	25G16-1/2/C	25	225	BOX	24
684809	40G16-1/2/C	40	345	BOX	24



### CLEAR LONG LIFE TORPEDO SHAPE DECORATIVE LIGHT BULB

- 130 volt • 2 bulbs per card

CANDELABRA BASE	WATTS	HOURS	LUMENS		PRICE PER CARD ORDER IN MULTIPLES SHOWN
682164	25CTC	25	2500	160 2/CARD	12/120
682171	40CTC	40	2500	340 2/CARD	12/120
MEDIUM BASE					
682178	40ETC	40	1500	340 2/CARD	12/120



### LONG LIFE G-25 MINI 3-1/8" GLOBE LIGHT

- 130 volt • Medium brass base
- Average life 3500 hours (clear) or 3000 hours (white)

CLEAR		WATTS	LUMENS		ORDER IN MULTIPLES SHOWN
682120	25G25/CL	25	180	BOX	25/100
682123	40G25/CL	40	320	BOX	25/100
682130	60G25/CL	60	530	BOX	25/100
WHITE					
682102	40G25/W	40	370	BOX	25/100
682116	60G25/W	60	662	BOX	25/100

## SYLVANIA

### CLEAR TORPEDO SHAPE ROUND TIP DECORATIVE LIGHT BULB

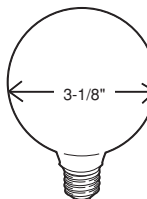


- 120 volts • Candelabra base
- 1500 hours average life
- 2 bulbs per card, 6 cards per box

	WATTS	LUMENS		
684832	25B10C/T	25	195	BOX 6
684836	40B10C/T	40	330	BOX 6
684840	60B10C/T	60	600	BOX 6

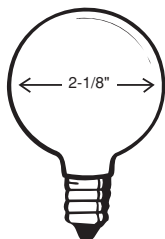
## SYLVANIA

### G-25 3-1/8" GLOBE LIGHT



- 120 volts • 1500 hours
- Medium base
- Maximum overall length 4-7/16"


		WATTS	LUMENS		ORDER IN MULTIPLES SHOWN
684811	25G25	CLEAR	25	220 BOX	6
684812	25G25W	WHITE	25	210 BOX	6
685195	40G25	CLEAR	40	425 BOX	24
685200	40G25/W	WHITE	40	410 BOX	6
684814	60G25	CLEAR	60	715 BOX	6
684815	60G25/W	WHITE	60	678 BOX	6



### CLEAR LONG LIFE G-16-1/2 MINI 2-1/8" GLOBE LIGHT

- 130 volts
- Candelabra brass base
- 2500 hours average life
- 2 bulbs per card

	WATTS	LUMENS		PRICE PER CARD ORDER IN MULTIPLES SHOWN
681951	25G16-1/2/CL	25	158	2/CARD 10/60
681965	40G16-1/2/CL	40	310	2/CARD 12/120



### WHITE LONG LIFE G-40 5" GLOBE LIGHT

- 130 volts • Medium brass base
- 2500 hours average life
- Fixture and light bulb in one


	WATTS	LUMENS		ORDER IN MULTIPLES SHOWN
682144	40G40/W	40	355	BOX 6/24
682151	60G40/W	60	565	BOX 6/24

LIGHT BULBS

# FLOODLIGHTS

**MORE LIGHT FOR THE SAME ENERGY**

EPACT RECOMMENDED  
REPLACEMENT FOR 75R30/FL



## BR-30 LONG LIFE INDOOR FLOODLIGHT

- 130 volts • Redesigned "BR" reflector yields more light (lumens) per watt
- Complies with new EPACT legislation
- Medium brass base
- C-9 filament design for long life
- 5000 hours average life

1 PACK		WATTS	LUMENS	ORDER IN MULTIPLES SHOWN	PRICE PER BULB
<b>681317</b>	65BR30/FL	65	640	1/12	
24 PACK					
<b>681316</b>	65BR30/FL	65	640	24/48	


## SYLVANIA



## R-20 REFLECTOR INDOOR FLOODLIGHT

- 120 volts
- Maximum overall length 3-15/16"
- 2000 hours average life

		WATTS	LUMENS	ORDER IN MULTIPLES SHOWN
<b>685120</b>	50R20FL	50	550	BOX 6
<b>684868</b>	75R20/FL	75	650	BOX 6




## BR30 FLOODLIGHT

- 120 volt floodlight with standard base
- 2000 hours

F65BR30FL-120	WATTS	LUMENS	ORDER IN MULTIPLES SHOWN
<b>612000</b>	65	650	BOX 24

**SYLVANIA** MORE LIGHT FOR THE SAME ENERGY

EPACT RECOMMENDED  
REPLACEMENT FOR 75R30/FL

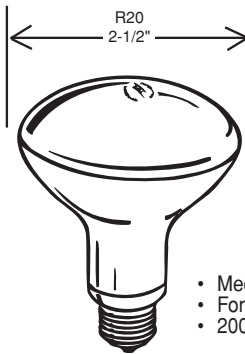


## BR-30 REFLECTOR INDOOR FLOODLIGHT

- Complies with EPACT legislation
- "BR" reflector yields more light per watt than "R" type • Medium base • Maximum overall length 5-3/8" • 2000 hours average life

120 VOLTS		WATTS	LUMENS	ORDER IN MULTIPLES SHOWN
<b>685170</b>	65BR30/FL-120V	65	640	BOX 24
130 VOLTS				
<b>685175</b>	65BR30/FL-130V	65	640	BOX 24

LIGHT BULBS




## LONG LIFE R-20 REFLECTOR INDOOR FLOODLIGHT

- Medium brass base • 130 volts
- For small track fixtures, showcases, displays
- 2000 hours average life

		WATTS	LUMENS	ORDER IN MULTIPLES SHOWN
<b>681500</b>	30R20/FL	30	215	BOX 1/25
<b>681507</b>	50R20/FL	50	380	BOX 1/25

**MORE LIGHT FOR THE SAME ENERGY**

EPACT RECOMMENDED  
REPLACEMENT FOR 150R40/FL



## LONG LIFE BR-40 INDOOR FLOODLIGHT

- Redesigned "BR" reflector yields more light (lumens) per watt • Medium brass base • 130 volts • Complies with new EPACT legislation • C-9 filament design for long life • 2000 hours average life


		WATTS	LUMENS	ORDER IN MULTIPLES SHOWN
<b>681324</b>	120BR40/FL	120	1600	BOX 1/24

# INDOOR/OUTDOOR FLOODLIGHTS

**SYLVANIA**

MORE LIGHT FOR THE SAME ENERGY


EPACT RECOMMENDED  
REPLACEMENT FOR 100R40/FL  
AND 150R40/FL



## BR-40 REFLECTOR INDOOR FLOODLIGHT

- Complies with EPACT legislation
- "BR" reflector yields more light per watt than "R" type • Medium base
- Maximum overall length 6-1/2"
- 2000 hours average life


120 VOLTS		WATTS	LUMENS		ORDER IN MULTIPLES SHOWN
<b>684895</b>	75BR40/FL-120V	75	770	BOX	<b>6</b>
<b>685155</b>	120BR40/FL-120V	120	1545	BOX	<b>24</b>
130 VOLTS		WATTS	LUMENS		ORDER IN MULTIPLES SHOWN
<b>684896</b>	75BR40/FL-130V	75	770	BOX	<b>24</b>
<b>685160</b>	130BR40/FL-130V	130	1240	BOX	<b>24</b>



## CLEAR R-40 HEAT LAMP

- 120 volts • 5000 hours
- Medium brass base • Use for poultry breeders, livestock and bathroom ceilings


	WATTS		ORDER IN MULTIPLES SHOWN
<b>681522</b>	125R40/1	125	BOX   <b>12</b>
<b>681521</b>	250R40/1	250	BOX   <b>12</b>



## LONG LIFE R-40 RED BOWL HEAT LAMP

- 120 volts • Pyrex glass designed not to shatter from contact with water
- Medium brass base • 6000 hours
- Use for food preparation areas, bathrooms, garages, basements, automotive • Medium base

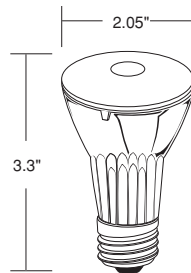
	WATTS		ORDER IN MULTIPLES SHOWN
<b>681528</b>	250R40/10	250	BOX   <b>12</b>



## ER-30 ELLIPTICAL REFLECTOR INDOOR FLOODLIGHT

- Special elliptical reflector punches light farther • 5000 hours average life
- 130 volts • Good replacement for 75R30


<b>681204</b>	75ER30/FL/5M	1/24
---------------	--------------	------



## INDOOR/OUTDOOR PAR 16 HALOGEN PAR LAMP

- 120 volt • Use in place of MR16 lamps
- Average life 2000 hours • Medium base
- Bright white 28K temperature
- Energy efficient

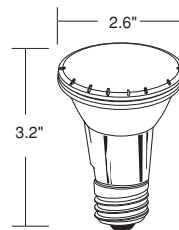
	WATTS	MBCP		ORDER IN MULTIPLES SHOWN
<b>683500</b>	60PAR16/FL	60	1300	BOX   <b>1/20</b>



## ER-40 ELLIPTICAL REFLECTOR INDOOR FLOODLIGHT

- Special elliptical reflector punches light farther • 5000 hours average life
- 130 volts • Good replacement for 150R40

<b>681207</b>	120ER40/FL/5M	1/24
---------------	---------------	------



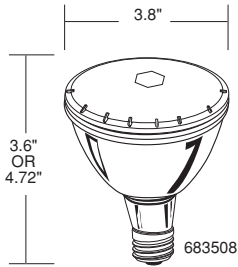
## INDOOR/OUTDOOR PAR 20 HALOGEN PAR LAMP

- 120 volt • More energy efficient than R20 lamps • Average life 2000 hours
- Medium base • Bright white 28K temperature

	WATTS	MBCP		ORDER IN MULTIPLES SHOWN
<b>683502</b>	50PAR20/FL	50	1250	BOX   <b>1/18</b>
<b>683504</b>	50PAR20/SP	50	5000	BOX   <b>1/18</b>

FLOODLIGHTS

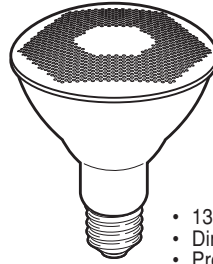
# INDOOR/OUTDOOR FLOODLIGHTS



## INDOOR/OUTDOOR PAR 30 HALOGEN PAR LAMP

- 120 volt • More energy efficient than R30 lamps • Average life 2500 hours
- Medium base • Bright white 28K temperature


PAR 30 FLOOD — 3.6" LONG	WATTS	MBCP	ORDER IN MULTIPLES SHOWN		
<b>683506</b> 75PAR30FL	75	3200	BOX	1/18	
PAR 30 FLOOD LONGNECK — 4.72" LONG	WATTS	MBCP	ORDER IN MULTIPLES SHOWN		
<b>683508</b> 50PAR30/LN/FL	50	1850	BOX	1/15	
<b>683510</b> 75PAR30/LN/FL	75	3200	BOX	1/15	
<b>683512</b> 90PAR30/LN/FL	90	4500	BOX	1/15	



## PAR 20 HALOGEN PAR LAMP

- 130 volt long life halogen lamp with medium base
- Direct replacement for R20 or BR30 lamps
- Provides more light with higher efficiency
- Ultra compact size

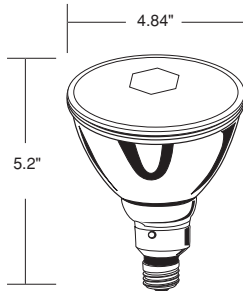
50PAR20HAL-FL-130V	WATTS	LUMENS	ORDER IN MULTIPLES SHOWN		
<b>612002</b>	50	600	BOX	2/6	



## PAR 30 HALOGEN PAR LAMP

- 130 volt halogen short neck par lamp
- Medium base and long life lamp
- 3-3/8" height • Diode free and dimmable • Ideal for recessed fixtures

75PARHAL-SHORT	WATTS	LUMENS	ORDER IN MULTIPLES SHOWN		
<b>612003</b>	75	1100	BOX	2/12	

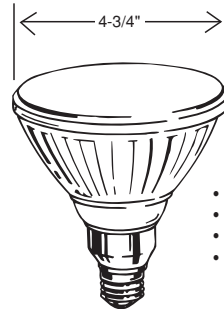


## INDOOR/OUTDOOR PAR 38 HALOGEN PAR LAMP

- Two-piece pressed glass has accurate beam angle and uniform light distribution
- Average life 2500 hours • Medium base
- Energy efficient • Bright white 28K temperature

	VOLTS	WATTS	MBCP	ORDER IN MULTIPLES SHOWN		
<b>683514</b> 90PAR38/FL	120	90	3750	BOX	1/12	
<b>683516</b> 90PAR38/FL	130	90	3750	BOX	1/12	


## SYLVANIA



## INDOOR/OUTDOOR PAR 38 HALOGEN CAPSYLITE® PAR LAMP

- 120 volt • 2500 hours
- Replaces 150 PAR lamps and saves 75 watts
- Saves 20% on energy costs
- Center beam candlepower is 3150


75PARCAP/FL/30	WATTS	MBCP	ORDER IN MULTIPLES SHOWN		
<b>681345</b>	75	4600	BOX	1/15	



## PAR30 HALOGEN PAR LAMP

- 130 volts long life halogen lamp with medium base
- Direct replacement for BR30
- Ideal for recessed fixtures
- Diode free and dimmable

75PAR30HAL-FL-130V	WATTS	LUMENS	ORDER IN MULTIPLES SHOWN		
<b>612001</b>	75	1100	BOX	2/6	



## LONG LIFE BR-38 FLOODLIGHT

- 130 volt • One piece weatherproof design
- Brass base • Average of 2000 hours
- Perfect for twin-socketed fixtures

12 PACK	WATTS	ORDER IN MULTIPLES SHOWN		
<b>681352</b> 75BR38/FL-2	75	12/BULK	12/24	
<b>681359</b> 150BR38/FL-2	150	12/BULK	12/24	
1 PACK	WATTS	ORDER IN MULTIPLES SHOWN		
<b>681353</b> 75BR38/FL	75	1/BOX	1/24	
<b>681360</b> 150BR38/FL	150	1/BOX	1/24	

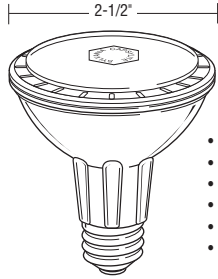
EPACT APPROVED FOR BR38 REPLACING PAR38

FLOODLIGHTS

# FLOODLIGHTS

## SYLVANIA

EPACT RECOMMENDED REPLACEMENT FOR REFLECTOR & PAR BULBS



### PAR 20 HALOGEN CAPSYLITE® PAR LAMP

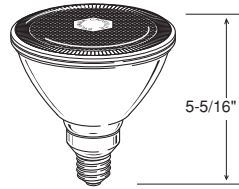
- Ultra compact size • Medium base
- Direct replacement for R20 lamps
- Provides more light with higher efficiency
- Diode-free and dimmable
- Use in track or recessed lighting
- Lumen information is the Maximum Beam Candle Power (MBCP)
- Average life 2500 hours

#### PAR 20-NARROW FLOOD

50PAR20/CAP/NFL	WATTS	VOLTS	MBCP			
<b>681358</b>	50	120	1250	BOX	1/15	
<b>681362</b>	50	130	1250	BOX	1/15	

## SYLVANIA

EPACT RECOMMENDED REPLACEMENT FOR REFLECTOR & PAR BULBS



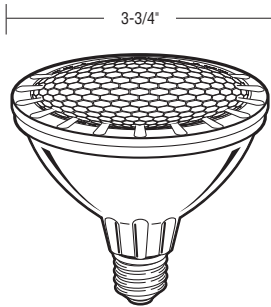
### INDOOR/OUTDOOR PAR 38 HALOGEN CAPSYLITE® PAR LAMP

- Diode free and dimmable • Longer life • Medium base
- Lumen information is Maximum Beam Candle Power (MBCP)
- Dramatic energy cost savings, while maintaining high light output
- Excellent color rendering • 35% more useful light per watt than standard halogen • Pack in box

SPOT		VOLTS	HRS	WATTS	MBCP		
<b>684887</b>	75PAR/CAP/SP/30	120	2500	75	3300	1/6	
FLOOD							
<b>684886</b>	75PAR/CAP/FL/30	120	2500	75	12000	1/6	
<b>685843</b>	75PAR/CAP/SPL/FL	130	2500	75	3300	1/15	
<b>681416</b>	90PAR/CAP/FL/30	130	2500	90	3750	1/15	
<b>681350</b>	90PAR/CAP/FL/30	120	2500	90	3750	1/15	
<b>684889</b>	120PAR/CAP/FL/30	120	3000	120	5000	1/15	

## SYLVANIA

EPACT RECOMMENDED REPLACEMENT FOR REFLECTOR & PAR BULBS



### INDOOR/OUTDOOR PAR 30 HALOGEN CAPSYLITE® PAR LAMP

- Direct replacement for R30
- Ideal for recessed fixtures
- Diode free and dimmable
- Medium base • Lumen information is the Maximum Beam Candle Power (MBCP)

PAR 30-FLOOD		WATTS	MBCP			
<b>684881</b>	75PAR30/CAP/FL	75	2000	BOX	1/15	
PAR 30-NARROW - FLOOD						
<b>684883</b>	75PAR30/CAP/NFL	75	3200	BOX	1/15	



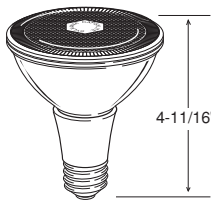
### LONG LIFE PAR 38 OUTDOOR COLOR FLOODLIGHT

- 130 volts • Medium brass base
- Average life 2000 hours

		WATTS	LUMENS		ORDER IN MULTIPLES SHOWN	
<b>681374</b>	100PAR38FL/RED	100	345	BOX	12	
<b>681381</b>	100PAR38FL/GREEN	100	350	BOX	12	
<b>681388</b>	100PAR38FL/AMBER	100	340	BOX	12	
<b>681395</b>	100PAR38FL/BLUE	100	540	BOX	12	

## SYLVANIA


EPACT RECOMMENDED REPLACEMENT FOR REFLECTOR & PAR BULBS



### INDOOR/OUTDOOR PAR 30 LONG NECK HALOGEN CAPSYLITE® PAR LAMP

- Direct replacement for R30 • Ideal for recessed fixtures • Diode free and dimmable
- Medium base • 2500 hours • Lumen information is the Maximum Beam Candle Power (MBCP)

PAR 30-WIDE FLOOD		VOLTS	WATTS	MBCP		
<b>684882</b>	75PAR30/CAP/WFL	130	75	750	BOX	1/15
PAR 30-NARROW FLOOD						
<b>681376</b>	50PAR30LN/CAP/NFL30	120	50	1850	BOX	1/15
<b>685869</b>	50PAR30LN/CAP/NFL	130	50	2300	BOX	1/15
<b>681356</b>	75PAR30LN/CAP/NFL30	120	75	3200	BOX	1/15
<b>681385</b>	75PAR30LH/60	130	75	3200	BOX	1/15



### PAR 38 LONGLIFE BUG FLOODLIGHT

- Soft yellow light designed to illuminate outdoor area without attracting bugs
- Great for patios, decks, tennis courts, etc.
- 4000 hours average life • Medium brass base

		WATTS			
<b>681365</b>	100PAR/BUG	100	BOX	1/12	

# COMPACT FLUORESCENT LAMPS

## Why Compact Fluorescents?

### The saving advantage of fluorescent versus incandescent

**LESS ENERGY** Fluorescent lamps save up to 80% in energy costs... in the same amount of light.

**LONGER LIFE** Fluorescent lamps last up to 10,000 hours of life versus approximately 750 hours for incandescent.

**LESS MAINTENANCE** Longer lamp life means less maintenance cost. You'll reduce labor costs by up to 90%.

**BURNS COOLER** You'll save on cooling costs. Almost 1 watt for every 3 watts of lighting energy saved.

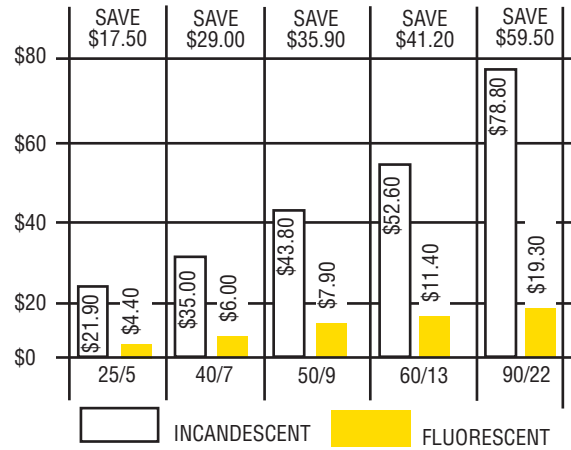
### It Makes Cents!

#### Save up to 80% on annual energy costs

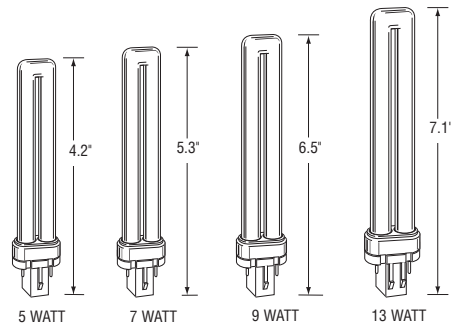
Wattage equivalents

25 incandescent equals 5 fluorescent, 40 equals 7, 50 equals 9, 60 equals 13 and 90 equals 22. The following chart shows different amounts of energy (wattage) used to produce the same illumination.

**EIW = Equivalent Incandescent Watts**



Energy costs for each respective light source is computed on annual hours of 8,760 at 10 cents per kilowatt hour as shown in the bar chart.



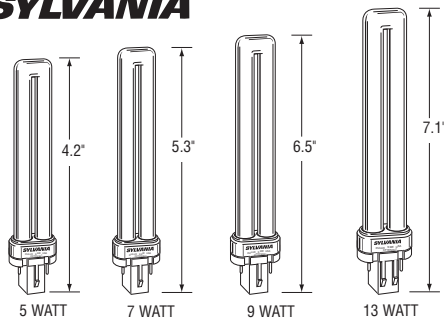
## (PL) TYPE\* COMPACT FLUORESCENT LAMP

- Low-wattage S-T4 • Save up to 75% vs. incandescent of comparable light output • High color rendering • Preheat with internal starters
- Warm (2700K) and cool (4100K) color temperature
- 10,000 hour average life • Compact size

	MEG#	WATTS	LUMENS	COLOR TEMP. K	CRI	MIN. START TEMP. F°	LENGTH		
<b>683470</b>	CF5LS/827	5	230	2700	82	0°	4.2"	<b>1/50</b>	
<b>683471</b>	CF7LS/827	7	400	2700	82	0°	5.3"	<b>1/50</b>	
<b>683473</b>	CF9LS/827	9	580	2700	82	25°	6.5"	<b>1/50</b>	
<b>683475</b>	CF7LS/841	7	400	4100	82	0°	5.3"	<b>1/50</b>	
<b>683477</b>	CF9LS/841	9	580	4100	82	25°	6.5"	<b>1/50</b>	
<b>683481</b>	CF13LS/827	13	800	2700	82	32°	7.1"	<b>1/50</b>	
<b>683479</b>	CF13LS/841	13	800	4100	82	32°	7.1"	<b>1/50</b>	

FLUORESCENTS

## SYLVANIA



## (PL) TYPE\* COMPACT FLUORESCENT LAMP

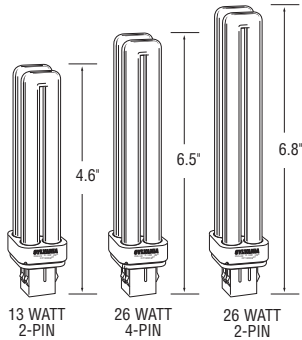
- Low-wattage Dulux® S-T4 • Save up to 75% vs. incandescent of comparable light output • High color rendering • Preheat with internal starters • Compact size
- Warm (2700K) and cool (4100K) color temperature • 10,000 hour average life

	MEG#	WATTS	LUMENS	COLOR TEMP. K	CRI	MIN. START TEMP. F°	LENGTH		
<b>683347</b>	CF5DS/827	5	230	2700	82	0°	4.2"	<b>1/50</b>	
<b>683349</b>	CF7DS/827	7	400	2700	82	0°	5.3"	<b>1/50</b>	
<b>683356</b>	CF9DS/827	9	580	2700	82	25°	6.5"	<b>1/50</b>	
<b>683034</b>	CF7DS/841	7	400	4100	82	0°	5.3"	<b>1/50</b>	
<b>683041</b>	CF9DS/841	9	580	4100	82	25°	6.5"	<b>1/50</b>	
<b>683365</b>	CF13DS/835	13	800	3500	82	32°	7.1"	<b>1/50</b>	
<b>683363</b>	CF13DS/827	13	800	2700	82	32°	7.1"	<b>1/50</b>	
<b>683048</b>	CF13DS/841	13	800	4100	82	32°	7.1"	<b>1/50</b>	

# COMPACT FLUORESCENT LAMPS

**SYLVANIA**

## (PLC) TYPE\* COMPACT FLUORESCENT LAMP




- Save up to 75% vs. incandescent of comparable light output • High color rendering
- Preheat with internal starters • Warm (2700K, 3500K) and cool (4100K) color temperature
- 10,000 hour average life • Dulux® D, D/E-T4

	MFG#	WATTS	LUMENS	COLOR TEMP. K	CRI	LENGTH	
<b>685847</b>	CF9DD/827	9	525	2700	82	4.3"	<b>1/50</b>
<b>561287</b>	CF9DD/835	9	525	3500	82	4-5/16"	<b>1/50</b>
<b>683384</b>	CF13DD/827	13	780	2700	82	4.6"	<b>1/50</b>
<b>683050</b>	CF13DD/841	13	780	4100	82	4.6"	<b>1/50</b>
<b>561282</b>	CF18DD/827	18	1150	2700	82	6"	<b>1/50</b>
<b>561283</b>	CF18DD/835	18	1150	3500	82	6"	<b>1/50</b>
<b>561284</b>	CF18DD/841	18	1150	4100	82	6"	<b>1/50</b>
<b>683410</b>	CF26DD/827	26	1825	2700	82	6.8"	<b>1/50</b>
<b>683415</b>	CF26DD/835	26	1800	3500	82	6.8"	<b>1/50</b>
<b>683420</b>	CF26DD/841	26	1800	4100	82	6.8"	<b>1/50</b>

**SYLVANIA**

## INTEGRAL EOL COMPACT FLUORESCENT LAMP

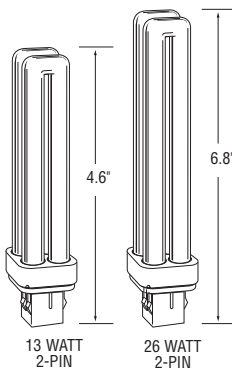


- For use with electronic and dimming ballasts • Lamp has an internal end-of-life mechanism (EOL) that shuts down the lamp preventing abnormal end-of-life failure modes
- 4-pin base • 10,000 hour average life • ECOLOGIC

	MFG#	WATTS	LUMENS	COLOR TEMP. K	CRI	LENGTH	
<b>685438</b>	CF13DD/E/835	13	774	3500	82	5.2"	<b>1/50</b>
<b>683364</b>	CF13DD/D/827	13	900	2700	82	5.2"	<b>1/50</b>
<b>611075</b>	CF18DD/E/827	18	1150	2700	82	5.8"	<b>1/50</b>
<b>685437</b>	CF18DD/E/835	18	1075	3500	82	5.8"	<b>1/50</b>
<b>561285</b>	CF18DD/E/841	18	1150	4100	82	5-13/16"	<b>1/50</b>
<b>685436</b>	CF26DD/E/835	26	1548	3500	82	6.5"	<b>1/50</b>
<b>561286</b>	CF26DD/E/841	26	1710	3500	82	6-1/2"	<b>1/50</b>
<b>683435</b>	CF26DD/E/827	26	1825	2700	82	6.5"	<b>1/50</b>

FLUORESCENT

## (PLC) TYPE\* COMPACT FLUORESCENT LAMP

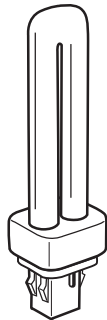


- Save up to 75% vs. incandescent of comparable light output • High color rendering
- Preheat with internal starters • Compact size • Warm (2700K) (3500K) and cool (4100K)
- 10,000 hour average life

	MFG#	WATTS	LUMENS	COLOR TEMP. K	CRI	MIN. START TEMP. F°	LENGTH	
<b>683485</b>	CF13LD/827	13	780	2700	82	32°	4.6"	<b>1/50</b>
<b>683487</b>	CF13LD/835	13	780	3500	82	32°	4.6"	<b>1/10</b>
<b>683489</b>	CF13LD/841	13	780	4100	82	32°	4.6"	<b>1/50</b>
<b>683495</b>	CF26LD/835	26	1825	3500	82	15°	6.8"	<b>1/50</b>
<b>683497</b>	CF26LD/827	26	1825	2700	82	15°	6.8"	<b>1/50</b>
<b>683498</b>	CF26LD/841	26	1825	4100	82	15°	6.8"	<b>1/50</b>



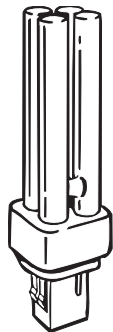
# COMPACT FLUORESCENT LAMPS



## 13 WATT (PL) TYPE COMPACT FLUORESCENT LAMP

- 13 watt PL lamp CFL • 2 pin twin tube, 120 volts, 10,000 hours • 800 lumens
- 1.05" diameter, 7.13" M.O.L. length • Excellent for recessed can downlights, ceiling fixtures, and wall sconces

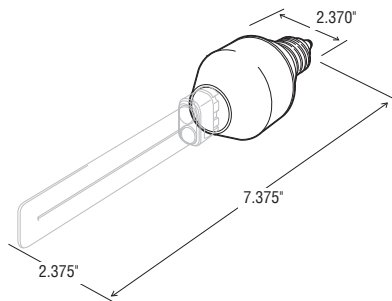
MFG #	LUMENS	COLOR TEMP. K	LENGTH		
MFG #32013-27K <b>611014</b>	800	2700	7.13"	1/10	
MFG #32013-35K <b>611015</b>	800	3500	7.13"	1/25	
MFG #32013-41K <b>611016</b>	800	4100	7.13"	1/10	



## PL-C 15 COMPACT FLUORESCENT LAMP

- GX32d-2 base on 22 watt

MFG#	WATTS	LUMENS	HOURS	COLOR TEMP. K	CRI	LENGTH		
<b>683389</b> PL-C15MM/22W/27	22	1200	10,000	2700	82	6"	BOX	1/40




## SCREW-IN FLUORESCENT BALLAST CONVERTER



- Save up to 75% of energy cost for same amount of light; "PL" lamps last longer than the "A" lamp (avg. life 10,000 hrs.) • Medium base
- Core and coil ballast features "A" insulated copper wire
- Will operate 13 "PL" lamps of the double or quad design to 0°F
- Brass base • Accommodates specific wattage lamps made by GE, Sylvania, Philips and Osram • Lamp not included, order "PL" lamp separately

<b>673345</b>	EIW 13W	BOX	1/48
---------------	------------	-----	------



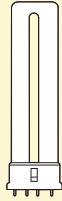
## INSTABRIGHT 14 WATT COMPACT FLUORESCENT FLOODLIGHT

- Instabright instant-on technology • 14 watts = 65 incandescent watts
- 600 lumens • Medium base • Springlamp inside technology operates cooler for long life

R30 LAMP	MFG #	WATTS	EIW	DIAMETER		
<b>611040</b>	1R3014IB	14W	14W=65W	3.7"	BOX	1/12
R40 LAMP						
<b>611041</b>	1R4014IB	14W	14W=65W	4.75"	BOX	1/12

FLUORESCENTS


**ALL ITEMS ON THIS PAGE ARE SHIPPED  
DIRECT FROM THE FACTORY  
FREIGHT PREPAID ON \$900**



**TWIN TUBE  
COMPACT  
FLUORESCENT LAMP**

- Single four pin • For use with electronic ballast • Low wattage
- Average life of 10,000 hours

MFG#	T113E/27K	COLOR	BASE	
<b>1614186</b>		WARM WHITE	2GX7	10/60
<b>1614187</b>		NEUTRAL	2GX7	10/60
<b>1614188</b>		COOL WHITE	2GX7	10/60



**TWIN TUBE  
COMPACT  
FLUORESCENT LAMP**

- Single two pin • For use with magnetic ballast • Low wattage • Average life of 10,000 hours

MFG#	TT9/27K	COLOR	BASE	
<b>1614189</b>		WARM WHITE	G23	10/60
<b>1614182</b>		WARM WHITE	GX23	10/60
<b>1614183</b>		NEUTRAL	GX23	10/60
<b>1614184</b>		COOL WHITE	GX23	10/60



**TRI CLUSTER TUBE  
COMPACT  
FLUORESCENT LAMP**

- Triple four pin • For use with electronic ballast • Low wattage • Average life of 10,000 hours

MFG#	TC18E/27K	COLOR	BASE	
<b>1614174</b>		WARM WHITE	GX24q-2	10/60
<b>1614176</b>		WARM WHITE	GX24q-3	10/60
<b>1614177</b>		WARM WHITE	GX24q-3	10/60
<b>1614178</b>		WARM WHITE	GX24q-4	10/60



**15MM QUAD TUBE  
COMPACT  
FLUORESCENT  
LAMP**

- Double two pin • For use with magnetic ballast • Low wattage • Average life of 10,000 hours

MFG#	Q22/27K	COLOR	BASE	
<b>1614168</b>		WARM WHITE	GX32d-2	10/60
<b>1614173</b>		WARM WHITE	GX32d-3	10/60



**QUAD TUBE  
COMPACT  
FLUORESCENT LAMP**

- Double two pin • For use with magnetic ballast • Low wattage • Average life of 10,000 hours

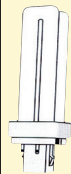
MFG#	Q13/27K	COLOR	BASE	
<b>1614157</b>		WARM WHITE	GX23-2	10/60
<b>1614158</b>		NEUTRAL	GX23-2	10/60
<b>1614159</b>		COOL WHITE	GX23-2	10/60



**2D  
COMPACT  
FLUORESCENT  
LAMP**

- For use with electronic ballast • Low wattage • Average life of 10,000 hours

MFG#	2D28/27K	COLOR	BASE	
<b>1614030</b>		WARM WHITE	GR10q-4	12
<b>1614031</b>		WARM WHITE	GR10q-4	12



**QUAD TUBE  
COMPACT  
FLUORESCENT LAMP**

- Double four pin • For use with electronic ballast • Low wattage
- Average life of 10,000 hours

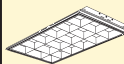
MFG#	Q13E/27K	COLOR	BASE	
<b>1614161</b>		WARM WHITE	G24q-1	10/60
<b>1614162</b>		NEUTRAL	G24q-1	10/60
<b>1614163</b>		COOL WHITE	G24q-1	10/60
<b>1614164</b>		WARM WHITE	G24q-2	10/60
<b>1614166</b>		NEUTRAL	G24q-2	10/60
<b>1614167</b>		COOL WHITE	G24q-2	10/60
<b>1614169</b>		WARM WHITE	G24q-3	10/60
<b>1614171</b>		NEUTRAL	G24q-3	10/60
<b>1614172</b>		COOL WHITE	G24q-3	10/60



**CIRCLINE  
COOL WHITE  
FLUORESCENT LAMP**

- Low wattage • Average life of 10,000 hours

MFG#	CIR22/41K		
<b>1614051</b>		FC8T9/CW	12
<b>1614052</b>		FC12T9/CW	12
<b>1614053</b>		FC16T9/CW	12



**CIRCLINE TWIN PACK  
COOL WHITE  
FLUORESCENT LAMP**

- Pack contains: 1 FC8T9/CW and 1 FC12T9/CW • Low wattage • Average life of 10,000 hours

MFG#	CIR22/32/42K		
<b>1614150</b>			12



**WARM WHITE  
HIGH PRESSURE  
SODIUM LAMP**

- Medium screw base • 2,100 Kelvin
- Universal burn • High efficacy • Long life



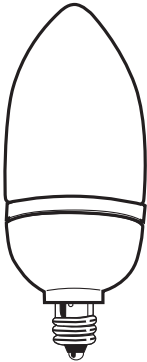
**CLEAR WHITE  
METAL  
HALIDE LAMP**

- Medium screw base • 4,200 Kelvin • Pulse start
- Universal burn • High efficacy • Long life
- Open or closed fixture • Quick restrike

MFG#	MH50/U/MED/C	ANSI	
<b>1614122</b>		M110	6/12
<b>1614123</b>		M98	6/12
<b>1614119</b>		M90	6/12
<b>1614121</b>		M102	6/12
MFG#	LU35/U/MED/C	ANSI	
<b>1614116</b>		S76	6/12
<b>1614117</b>		S68	6/12
<b>1614118</b>		S62	6/12
<b>1614113</b>		S54	6/12
<b>1614114</b>		S55	6/12

LIGHTING

# COMPACT FLUORESCENT LAMPS



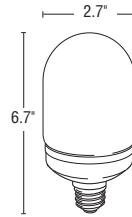
## 4 WATT DECO COMPACT FLUORESCENT TORPEDO LAMP

- Decorative mini CFL electronic bulb
- Candelabra base, 120 volts, 8000 hours
- Compares to a 15 watt incandescent bulb
- 195 lumens, 1.66" diameter

MFG #10704C  
**611004**

BOX

1/12



## ELECTRONIC COMPACT FLUORESCENT CAPSULE

- 13 and 20 watt • 10,000 hours • Replaces 60 watt and 75 watt incandescent bulbs consuming 75% less energy, 60% temperature reduction • Fits a wide variety of fixtures • 0° instant start
- Available in warm white and daylight • FCC certified • Medium base
- High power factor (> 50%), low THD (< 150%) • 82 CRI

### DAYLIGHT

A19	LUMENS	EIW			
<b>663240</b>	760	13W=60W	BOX	1/12	
WARM WHITE					
A19	LUMENS	EIW			
<b>663242</b>	760	13W=60W	BOX	1/12	
<b>663244</b>	1000	20W=100W	BOX	1/12	



## COMPACT FLUORESCENT FLOODLIGHT

- One piece CFL floodlights • 120 volts, 8000 hours, medium base, 27,000K • Springlamp inside technology offers high initial lumens
- Excellent for recessed cans, track lighting, and outdoor PAR fixtures
- UL listed for wet locations

MFG #	TYPE	EIW	LUMENS	DIA.		
<b>611005</b>	R20	14W=50W	500	2.5"	BOX	1/12
MFG #1R3016						
<b>611006</b>	R30	16W=75W	750	3.7"	BOX	1/12
MFG #1R4019						
<b>611007</b>	R40	19W=85W	950	4.75"	BOX	1/12
MFG #1P3819						
<b>611039</b>	PAR38	19W=85W	950	4.65"	BOX	1/12

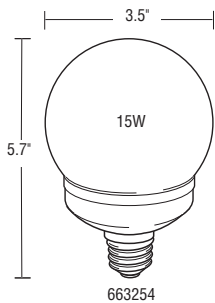


## ELECTRONIC COMPACT FLUORESCENT CAPSULE

- Decorative compact fluorescent lamp with T20 bullet cover
- Integral 120V ballast • Medium screw base • 3,000°K
- 82 CRI • MOL: 5.5"

	LUMENS	EIW			
<b>685892</b>	602	15W=60W	BOX	1/6	

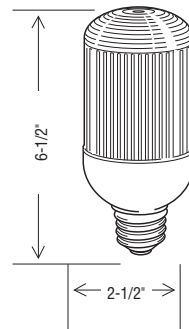
FLUORESCENTS



## ELECTRONIC COMPACT FLUORESCENT VANITY GLOBE LAMP

- MDGL 10,000 hours • Replaces incandescent decorative globe bulbs
- Consumes 75% less energy, 60% temperature reduction
- Warm white color • High power factor (> 50%), low THD (< 150%)
- FCC certified • Medium base • 82 CRI

G25	LUMENS	EIW			
<b>663254</b>	760	15W=75W	BOX	1/12	
G30	LUMENS	EIW			
<b>663256</b>	900	18W=90W	BOX	1/12	



## ELECTRONIC COMPACT FLUORESCENT CLEAR CAPSULE LENS

- MDSL • 10,000 hours • Ceiling fans, restaurants, hotels & homes, indoor and outdoor applications • 75% energy savings, 60% temperature savings • FCC certified
- Medium base • High power factor (>50%), Low THD (<150%) • 82 CRI

SOFT WHITE	LUMENS	EIW			
<b>683418</b>	900	15W=75W	BOX		



# COMPACT FLUORESCENT LAMPS



## ELECTRONIC COMPACT FLUORESCENT MINI SPRING LAMP



- 120 volt, 10,000 hours, medium base
- QuickStart technology • Cool reliable operating temperature for longer life

MFG #	WATTS	INCANDESCENT WATT COMPARISON	LUMENS	DIA.	BOX	1/12
611020	13	60	900	1.75"	BOX	1/12
MFG #28913 - COOL						
611021	13	60	900	1.75"	BOX	1/12
MFG #28918 - WARM						
611022	18	75	1200	2.15"	BOX	1/12
MFG #28918 - COOL						
611023	18	75	1200	2.15"	BOX	1/12
MFG #28923 - WARM						
611024	23	100	1600	2.26"	BOX	1/12
MFG #28923 - COOL						
611025	23	100	1600	2.26"	BOX	1/12



## DULUX® MINI TWIST ELECTRONIC COMPACT FLUORESCENT SPIRAL LAMP



- 13W mini twist spiral • Compact size fits most lamps and fixtures • Integral 120V ballast • 10,000 hour average life
- 3,000°K color temperature • 82 CRI

4.5" L x 1.85" DIA	LUMENS	EIW	BOX	1/6
685455	624	13W=60W	BOX	1/6



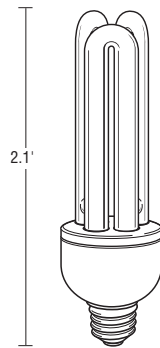
## ELECTRONIC COMPACT FLUORESCENT SPIRAL LAMP



- 10,000 hour average life
- Replaces medium base incandescent bulbs
- Consumes 75% less energy • For use in ceiling fans, restaurants, hotels and homes
- One piece design

COOL WHITE - 120V	SIZE	LUMENS	EIW	BOX	1/12
683446	4-1/2" L x 2.3" DIA.	800	14W=60W	BOX	1/12
683448	4-5/8" L x 2.3" DIA.	1200	20W=75W	BOX	1/12
683449	5" L x 2.3" DIA.	1425	23W=90W	BOX	1/12
WARM WHITE - 120V					
683450	4-1/2" L x 2.3" DIA.	800	14W=60W	BOX	1/12
683451	4-5/8" L x 2.3" DIA.	1200	20W=75W	BOX	1/12
683452	5" L x 2.3" DIA.	1425	23W=90W	BOX	1/12

## ELECTRONIC COMPACT FLUORESCENT TRI-TUBE



- MDL highest lumen output • 10,000 hours
- Consumes 75% less energy, 60% temperature reduction • Universal burning
- Perfect color • Medium base • High power factor (>50%), low THD (< 150%) • FCC certified • 82 CRI

SOFT WHITE	LUMENS	EIW	BOX	1/12
673663	850	15W=75W	BOX	1/12
673665	1100	20W=100W	BOX	1/12
673667	1300	24W=120W	BOX	1/12
DAYLIGHT				
673669	1100	20W=100W	BOX	1/12



## DULUX® ELECTRONIC COMPACT FLUORESCENT SPIRAL LAMP

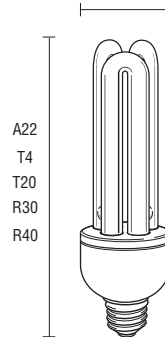


- 10,000 hour average life
- Replaces medium base incandescent bulbs • Consumes 75% less energy
- Integral 120V ballast • 82 CRI

5.125" L x 2.28" DIA	LUMENS	EIW	BOX	1/6
685450	731	15W=60W	BOX	1/6
5.5" L x 2.28" DIA				
685451	1032	20W=75W	BOX	1/6
5.875" L x 2.28" DIA				
685452	1450	23W=100W	BOX	1/6



## DULUX® EL ELECTRONIC COMPACT FLUORESCENT LAMP



- Medium base • 120 volt
- Minimum start temperature 0°F
- 3,000°K color temperature

MFG #	WATTS	LUMENS	HOURS	LENGTH	1/6
685848	15	850	6,000	5.7"	1/6
MFG #CF20EL/830/MED					
685849	20	1200	6,000	6.3"	1/6
MFG #CF23EL/830/MED					
685894	23	1450	6,000	6.8"	1/6

FLUORESCENTS

# COMPACT FLUORESCENT LAMPS



## 13W PLS-4 PIN-G24Q FLUORESCENT LAMP

- 13Watt PLS-4 PIN-G24q-1 fluorescent lamp replacement for G24q-1 base Title 24 compliant fixtures

MFG #S6332	WATTS	LUMENS	AVG. LIFE	BOX	50
<b>611964</b>	13	900	12,000		



## 22W G10Q BASE FLUORESCENT LAMP

- 22 Watt fluorescent replacement lamp for G10q base Title 24 compliant fixtures

MFG #S6500	WATTS	LUMENS	AVG. LIFE	BOX	
<b>611963</b>	22	1,050	11,000		



## 30W FC9T9-G10Q CIRCLINE FLUORESCENT LAMP

- 30 Watt Circline FC9T9-G10q fluorescent replacement lamp for G10q base Title 24 compliant fixtures

MFG #FC9T9/SW	WATTS	LUMENS	AVG. LIFE	BOX	24
<b>611965</b>	30	1,800	10,000		



## 55W 2CT6-G10Q BASE FLUORESCENT LAMP

- 55 Watt circline 2CT6-G10q fluorescent replacement lamp for G10q base Title 24 compliant fixtures

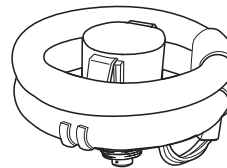
MFG #F552C/SW	WATTS	LUMENS	AVG. LIFE	BOX	24
<b>611966</b>	55	3,300	10,000		



## 40W 2CT6-G10Q BASE FLUORESCENT LAMP

- 40 Watt circline 2CT6-G10q fluorescent replacement lamp for G10q base Title 24 compliant fixtures

MFG #F402C/SW	WATTS	LUMENS	AVG. LIFE	BOX	24
<b>611967</b>	40	2,400	10,000		




## T6 CIRCLINE LAMP AND ADAPTER

- 120 volts, 10,000 hours, medium base
- Excellent for dome and shade fixtures
- Smaller diameter lamps fit more applications

MFG #17033L	EIW	LUMENS	DIAMETER	
<b>611047</b>	33W=125W	2150	5.75"	1/20
MFG #17040L				
<b>611048</b>	40W=150W	2800	7.5"	1/20
3 WAY				
MFG #16533L				
<b>611049</b>	10W=50W, 20W=100W, 33W=150W	2150 max	5.5"	1/20

LIGHTS

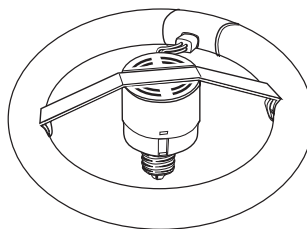
# FLUORESCENT LAMPS AND ADAPTERS



## ELECTRONIC COMPACT FLUORESCENT 32 WATT REPLACEMENT LAMP

- Replacement lamp for 2 piece spring lamps
- 120 volts, 10,000 hours, TCX 4-pin base
- Use with #611052, 611053, 611054, 611055 and many other TCP fixtures • 2.2" diameter, 2100 lumens
- Compares with 125 watt incandescent bulbs

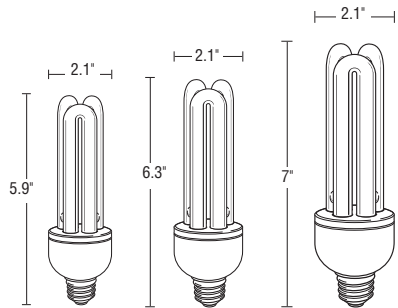
MFG #35032	EIW	LUMENS	DIAMETER		
<b>611056</b>	32W=125W	2100	2.2"	1/12	



## T9 CIRCLINE LAMP AND ADAPTER

- HPF (high power factor) for greatest energy efficiency
- 120 volts, 10,000 hours, medium base
- 50,000 hour average ballast life
- Perfect for table lamps, floor lamps, and ceiling fixtures

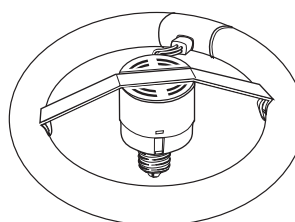
MFG #12530L	EIW	LUMENS	DIAMETER		
<b>611044</b>	30W=120W	2000	9"	1/20	



## ELECTRONIC COMPACT FLUORESCENT TRI-TUBE

- MDL highest lumen output
- 10,000 hours • Consumes 75% less energy, 60% temperature reduction • Universal burning
- Perfect color • Medium base
- High power factor (>50%), low THD (< 150%) • FCC certified
- 82 CRI

SOFT WHITE	LUMENS	EIW			
<b>673663</b>	850	15W=75W	BOX	1/12	
<b>673665</b>	1100	20W=100W	BOX	1/12	
<b>673667</b>	1300	24W=120W	BOX	1/12	
DAYLIGHT					
<b>673669</b>	1100	20W=100W	BOX	1/12	



## T9 CIRCLINE LAMP AND ADAPTER

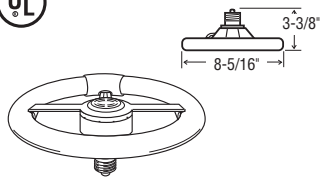
- 120 volts, 10,000 hours, medium base
- 50,000 hours average ballast life
- Excellent for table lamps, floor lamps, and ceiling fixtures

MFG #17022L	EIW	LUMENS	DIAMETER		
<b>611045</b>	22W=90W	1400	8"	1/20	
<b>611046</b>	30W=120W	2000	9"	1/20	

FLUORESCENTS

\*REGISTERED TRADE NAME OR MARK OF THE ORIGINAL MANUFACTURER OF THE PRODUCT WHICH THIS PART FITS; NOT OWNED, ASSOCIATED OR TO BE CONFUSED WITH OUR COMPANY.

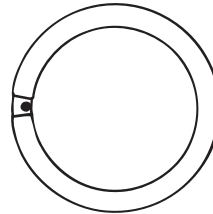
# CIRCULAR FLUORESCENT LAMPS



## COLOR CORRECTED ELECTRONIC ENERGY SAVER SCREW-IN 30W CIRCLINE LAMP

- Electronic circuit, longer lasting • Instant on, flicker free • 30W circular lamp replaces 150W bulb • 2-pc. modular, reusable adapter
- Rated at 12,000 hours • 84 CRI, tri-phosphor • For table and floor lamps • FCC approved, adapter made in USA

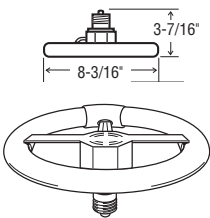
EIW					
<b>673682</b>	30W=150W	CARD	1/6		



## DAYLIGHT CIRCLINE FLUORESCENT LAMP

- 79 CRI • 4 pin socket • 12,000 hours average life

	WATTS	DIA.	LUMENS	ORDER IN MULTIPLES SHOWN	
<b>683077</b>	FC8T9/D	22	8"	875	12
<b>683080</b>	FC12T9/D	32	12"	1550	12



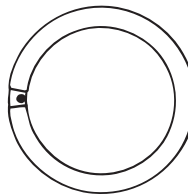
## WARM WHITE MAGNETIC ENERGY SAVER SCREW-IN 22W CIRCLINE LAMP

- Magnetic ballast • Lamp replaces 85W bulb
- 2-pc. modular, reusable adapter • Instant on, flicker free
- Lamp rated at 9,000 hours • 84 CRI
- Ideal for table and floor lamps, hanging lamps, closets, ceilings
- FCC approved, adapter made in USA

EIW					
<b>673670</b>	22W=85W	CARD	1/12		

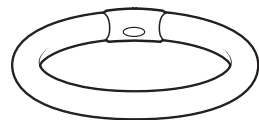
## SYLVANIA

## COOL WHITE CIRCLINE FLUORESCENT LAMP



- Use in household, kitchen and bath applications
- Designed for operation on rapid start ballasts
- Also operates on preheat or switch start ballasts
- 4 pin socket

	WATTS	LUMENS	HOURS	DIA.	ORDER IN MULTIPLES SHOWN	
<b>683053</b>	FC8T9/CW/RS	22	1050	11000	8"	12
<b>683059</b>	FC12T9/CW/RS	32	1925	15000	12"	12
<b>684914</b>	FC16T9/CW/RS	40	2750	18000	16"	12



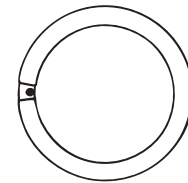
## CIRCLINE REPLACEMENT LAMP

- 120 volts, 10,000 hours, 2850K

T6 LAMP	EIW	LUMENS	DIA.		
MFG #32033					
<b>611042</b>	33W=125W	2150	5.5"	1/20	
MFG #32040					
<b>611043</b>	40W=150W	2800	7.5"	1/20	
T9 LAMP					
MFG #32020					
<b>611011</b>	20W=75W	1200	6"	1/24	
MFG #32022					
<b>611012</b>	22W=90W	1400	8"	1/20	
MFG #32030					
<b>611013</b>	30W=120W	2000	9"	1/20	

## SYLVANIA

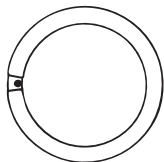
## WARM WHITE CIRCLINE FLUORESCENT LAMP



- Use in household, kitchen and bath applications
- Designed for operation on rapid start ballasts
- Also operates on preheat or switch start ballasts
- 4 pin socket

	WATTS	LUMENS	HOURS	DIA.	ORDER IN MULTIPLES SHOWN	
<b>684911</b>	FC6T9/WW/RS	20	800	8000	6.5"	12
<b>684912</b>	FC8T9/WW/RS	22	1050	11000	8"	12

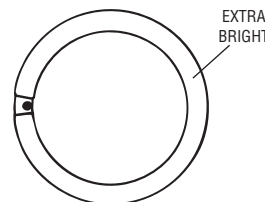
FLUORESCENTS



## COOL WHITE CIRCLINE FLUORESCENT LAMP

- Fits most popular sizes • 4 pin socket • CW - 62 CRI
- 12,000 hours average life

	WATTS	DIA.	ORDER IN MULTIPLES SHOWN	
<b>683075</b>	FC8T9/CW	22	8"	12
<b>683082</b>	FC12T9/CW	32	12"	12



## COLOR CORRECTED CIRCLINE FLUORESCENT LAMP

- Tri-phosphor full spectrum lamp 88 CRI • 12,000 hours average life

	WATTS	DIA.	LUMENS		
<b>683086</b>	30	8-5/16"	2400	BOX	1/6

# FLUORESCENT LAMPS

Color abbreviations for fluorescent lamps have a corresponding CRI (color rendering index.) Generally, the higher the CRI, the truer it makes surrounding colors appear. Also, lamps with Kelvin ratings of 3000 or lower are considered warm, and will enhance warm colors, such as red and yellow. Lamps with Kelvin ratings of 4000 or more are considered cool, and will enhance cooler colors, such as green and blue.

## FLUORESCENT LAMP CHART

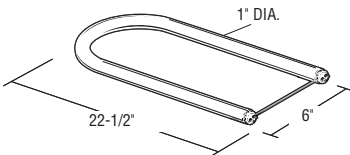
**F 40 T 12 / CW**

PREHEAT/RAPID START = WATTAGE  
SLIMLINE = LENGTH

TUBE DIA = EX. T12 IS 12 - EIGHTHS  
OF AN INCH OR 1-1/2" IN  
DIAMETER

COLOR ABBREVIATION	
CW	Cool White
WW	Warm White
D	Daylight
DX	Daylight Deluxe
CWX	Cool White Deluxe
D35	Designer 3500K
D41	Designer 4100K
DSGN50	Design 50 (5000K)

### SYLVANIA



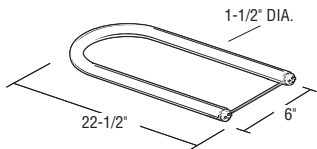
#### U-SHAPED FLUORESCENT LAMP

- Rapid start - No starter required • T-8 Curvalume™
- Medium bi-pin base • 20,000 hours • 75 CRI

FB032/741/6	WATTS	LUMENS	COLOR TEMP. K	ORDER IN MULTIPLES SHOWN
<b>684919</b>	32	2750	4100K	BOX   16

### SYLVANIA

EPACT RECOMMENDED  
REPLACEMENT FOR F40/CW/6

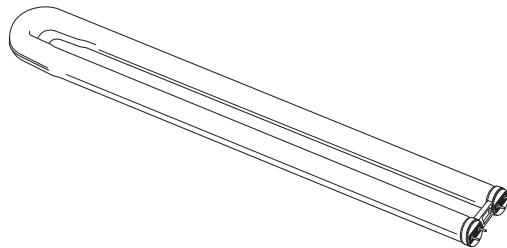


#### U-SHAPED FLUORESCENT LAMP

- When compared to F40T12, save energy, easy retrofit because same length and longer lamp life • Operates on standard or electronic rapid start ballasts • Nominal length 22.5" • Used in 2 x 2 fixtures with prismatic or parabolic lenses • 18000 hours

FB40/CWX/6	WATTS	LUMENS	COLOR TEMP. K	CRI	ORDER IN MULTIPLES SHOWN
<b>684907</b>	40	2100	4100	89	12
FB40/WW/6/SS					
<b>684906</b>	34	2650	3000	52	12
FB40/CW/6/SS					
<b>683260</b>	34	2600	4200	62	12

### SYLVANIA

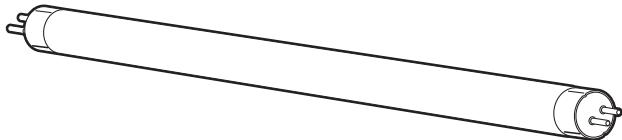


#### T8 OCTRON CURVALUME U-SHAPED FLUORESCENT LAMP

- Suitable for instant start or rapid start operation • T8 Octron®
- Medium bi-pin • 20,000 hours • 82 CRI • 1-5/8" leg spacing
- MOL: 22.5"

FB031/830	WATTS	LUMENS	COLOR TEMP. K	ORDER IN MULTIPLES SHOWN
<b>684908</b>	31	2507	3000	15
FB031/835				
<b>684909</b>	31	2507	3500	15
FB031/841				
<b>684910</b>	31	2507	4100	15

### SYLVANIA



#### COOL WHITE MINIATURE PREHEAT T-5 FLUORESCENT LAMP

- Starter required
- 5/8" diameter
- Excellent color rendering

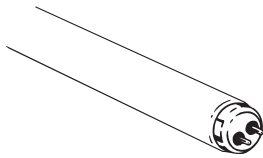
TS		WATTS	LENGTH	COLOR TEMP. K	LUMENS	CRI	HOURS	ORDER IN MULTIPLES SHOWN
<b>683198</b>	F8T5/CW	8	12"	4200	390	62	7500	24
<b>684925</b>	F13T5/CW	13	21"	4200	860	62	7500	24
VALUE PRICED (NOT SYLVANIA)								
<b>683068</b>	F8T5/CW	8	12"	4200	400	62	6000	24

\*REGISTERED TRADE NAME OR MARK OF THE ORIGINAL MANUFACTURER OF THE PRODUCT WHICH THIS PART FITS; NOT OWNED, ASSOCIATED OR TO BE CONFUSED WITH OUR COMPANY.



# FLUORESCENT LAMPS

**SYLVANIA**

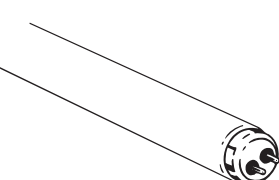


## PREHEAT FLUORESCENT LAMP

• Medium bi-pin base

T8		WATTS	LENGTH	LUMENS	COLOR TEMP. K	CRI	HOURS		ORDER IN MULTIPLES SHOWN
COOL WHITE									
<b>683168</b>	F15T8/CW	15	18"	850	4200	62	7500	<b>24</b>	
<b>684929</b>	F30T8/CW	30	36"	2180	4200	62	7500	<b>24</b>	
T12									
COOL WHITE									
<b>684935</b>	F14T12/CW	14	15"	650	4200	62	7500	<b>30</b>	
<b>683173</b>	F15T12/CW	15	18"	750	4200	62	7500	<b>30</b>	
<b>683187</b>	F20T12/CW	20	24"	1220	4200	62	9000	<b>30</b>	
DAYLIGHT									
<b>683180</b>	F20T12/D	20	24"	1075	6500	76	9000	<b>30</b>	
WARM WHITE									
<b>684938</b>	F20T12/WW	20	24"	1250	3000	52	9000	<b>30</b>	

**SYLVANIA**



## ENERGY SAVING FLUORESCENT LAMP

• Standard medium bi-pin base

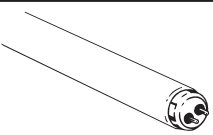
EPACT RECOMMENDED  
REPLACEMENT FOR F40CW

		WATTS	LENGTH	LUMENS	COLOR TEMP. K	CRI	HOURS		ORDER IN MULTIPLES SHOWN
COOL WHITE									
<b>683188</b>	F30T12/CW/RS/SS	30	36"	1950	4200	62	18000	<b>30</b>	
<b>683257</b>	F40CW/SS/ECO	34	48"	2700	4200	62	18000	<b>30</b>	
<b>684002</b>	F40CW/SS	34	48"	2700	4200	62	20000	<b>10</b>	
WARM WHITE									
<b>684941</b>	F40WW/SS/ECO	34	48"	2750	3000	52	18000	<b>30</b>	

10 PER PACK

ORDER IN MULTIPLES SHOWN

**SYLVANIA**



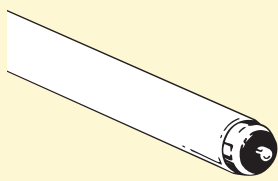
## COLOR CORRECTED FLUORESCENT LAMP

• 20,000 hours • Rapid start, no starter required

T12		WATTS	LENGTH	LUMENS	COLOR TEMP. K	CRI	HOURS		ORDER IN MULTIPLES SHOWN
<b>683217</b>	F40DX	40	48"	2180	6500	88	30	<b>30</b>	
<b>683246</b>	F40/CWX	40	48"	2250	4100	89	30	<b>30</b>	

EPACT RECOMMENDED  
REPLACEMENT FOR F96T12/CW

## ENERGY SAVING FLUORESCENT LAMP

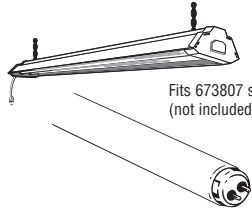


• Money saving alternative to standard fluorescent tube (based on national average of 8 cents per kilowatt hour) - save 12.00 per lamp during its lifetime

		WATTS	LENGTH	LUMENS	COLOR TEMP. K	CRI	HOURS	BASE	ORDER IN MULTIPLES SHOWN
<b>683244</b>	F96T12/CW/ES	60	96"	5300	4200	62	12,000	SINGLE-PIN	<b>15</b>

FLUORESCENTS

# FLUORESCENT LAMPS



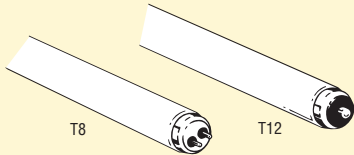
Fits 673807 shop light (not included)

## SHOP LIGHT FLUORESCENT LAMP

- 12,000 hours • Rapid start shop light lamp • For use with low energy magnetic shoplight ballasts only
- This lamp is not for use with energy saving ballasts and voids all warranties • Medium bi-pin base

		WATTS	LENGTH	LUMENS	COLOR TEMP. K	CRI	HOURS	ORDER IN MULTIPLES SHOWN	
683242	F25/CW	25	48"	1830	4200	62	12000	30	

## SYLVANIA OCTRON

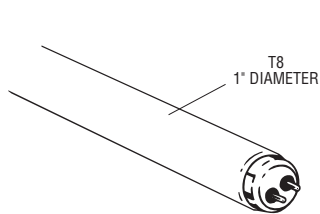


## FLUORESCENT LAMP

- Sylvania OCTRON® lamps • 72" and 96" lamps must ship by common carrier

		WATTS	LENGTH	LUMENS	COLOR TEMP. K	CRI	HOURS	BASE	ORDER IN MULTIPLES SHOWN	
683190	F032/735	32	48"	2800	3500K	75	20000	BI-PIN	30	
683205	F032/841	32	48"	2950	4100K	82	20000	BI-PIN	30	

	683266	F72T12/CW	55	72"	4500	4200K	62	12000	SINGLE-PIN	15	
	683271	F96T12/CW/SS/ECO	60	96"	5300	4200K	62	12000	SINGLE PIN	15	
	683283	F96T12/DX	75	96"	4360	6500K	88	12000	SINGLE-PIN	15	
	683296	F96T12/DSGN50	75	96"	4400	5000K	90	12000	SINGLE-PIN	15	



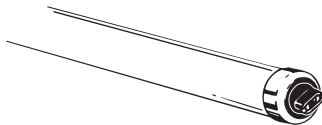
## T8 ENERGY SAVING FLUORESCENT LAMP

- 20,000 hours • Use with #673453 high frequency electronic ballast, for T8 4 foot lamps

		WATTS	LENGTH	LUMENS	COLOR TEMP. K	CRI	HOURS	BASE	ORDER IN MULTIPLES SHOWN	
683233	F32T8/730	32	48"	2800	3000	75	20000	BI-PIN	25	
683235	F32T8/735	32	48"	2800	3500	75	20000	BI-PIN	25	
683237	F32T8/741	32	48"	2800	4100	75	20000	BI-PIN	25	

## SYLVANIA

## HIGH OUTPUT FLUORESCENT LAMP



- High output T12 (800MA) • Produces 45% more initial lumens than slimline of the same size
- Recommended for industrial areas, retail stores with high ceilings, warehouses
- Base R17d • Rapid start, no starter required

		WATTS	LENGTH	LUMENS	COLOR TEMP. K	CRI	HOURS	ORDER IN MULTIPLES SHOWN	
F48T12/CW/HO	683303	60	48"	4050	4200	62	12000	30	
F96T12/CW/HO/SS	683307	95	96"	8000	4200	62	12000	15	
F96T12/CW/HO COLD TEMP.	683305	110	96"	8600	4200	62	10000	15	

FLUORESCENTS

**FACTORY DIRECT**

**ALL ITEMS ON THIS PAGE ARE SHIPPED DIRECT FROM THE FACTORY  
FREIGHT PREPAID ON ORDERS OF \$750 OR MORE  
\$600 MINIMUM ORDER**

**ECOLOGIC® FEATURES and BENEFITS:**

- ECOLOGIC® Fluorescent lamps have reduced mercury
- Product performance is equal to or better than similar non-ECOLOGIC® lamps

**SYLVANIA**



**ECOLOGIC™  
FLUORESCENT LAMP**

- Designed to pass Federal Toxic Characteristic Leaching Procedure (TCLP) criteria for classification as non-hazardous waste in most states
- Energy efficient T12 lamp

MFG #	WATTS	LENGTH	LUMENS	COLOR TEMP. K	CRI	HOURS	ORDER IN MULTIPLES SHOWN
MFG #24586 <b>1615683</b> F40CW/SS/ECO	34	48"	2650	4200	62	20000	<b>30</b>
MFG #24538 <b>1615684</b> F40WW/SS/ECO	34	48"	2750	3000	52	20000	<b>30</b>

**SYLVANIA**



**ECOLOGIC™  
T12 SLIMLINE - DESIGNER SERIES & SUPERSAVER  
FLUORESCENT LAMP**

- Designed to pass Federal Toxic Characteristic Leaching Procedure (TCLP) criteria for classification as non-hazardous waste in most states
- Energy efficient T12 lamps • Same performance and ballasting requirements as standard T12 lamp

MFG #	WATTS	LENGTH	LUMENS	COLOR TEMP. K	CRI	HOURS	ORDER IN MULTIPLES SHOWN
MFG #29505 <b>1615685</b> F96T12CWSS/ECO	60	96"	5300	4200	62	12000	<b>15</b>
MFG #29795 <b>1615686</b> F96T12WWSS/ECO	60	96"	5500	3000	52	12000	<b>15</b>

**SYLVANIA**



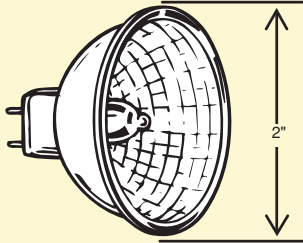
**OCTRON® ECOLOGIC™  
FLUORESCENT LAMP**

- Designed to pass Federal Toxic Characteristic Leaching Procedure (TCLP) criteria for classification as non-hazardous waste in most states
- Energy efficient T8 lamp

MFG #	WATTS	LENGTH	LUMENS	COLOR TEMP. K	CRI	HOURS	ORDER IN MULTIPLES SHOWN
MFG #21997 <b>1615680</b> F032/730/ECO	32	48"	2800/2520	3000	75	20000	<b>30</b>
MFG #21998 <b>1615681</b> F032/735/ECO	32	48"	2800/2520	3500	75	20000	<b>30</b>
MFG #21999 <b>1615682</b> F032/741/ECO	32	48"	2800/2520	4100	75	20000	<b>30</b>

SYLVANIA

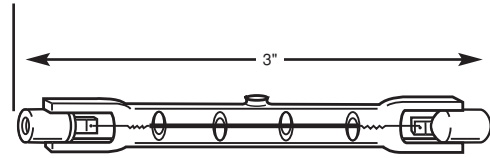
# HALOGEN LAMPS



**MR16  
TUNGSTEN  
HALOGEN LAMP**

- 12 volts • 40° flood • Dichloric reflector eliminates 60% of infrared heat energy from light beam • 1,800 maximum candle power intensity
- Replacement lamp for track lighting, down lighting, in display lighting fixtures and in-home use

		WATTS	HOURS			
<b>682554</b>	50MR16EXN-12V	50	2000	BOX	1/20	

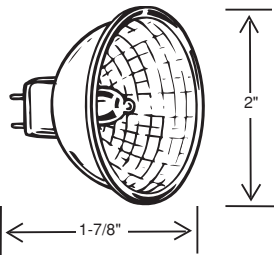


**QUARTZ  
HALOGEN LAMP**

- Long life • Recessed single contact (R.S.C.) • 2000 hours

		WATTS			
<b>682602</b>	150T3Q/CL	150	BOX	1/50	
<b>682604</b>	250T3Q/CL-130V	250	CARD	1/50	

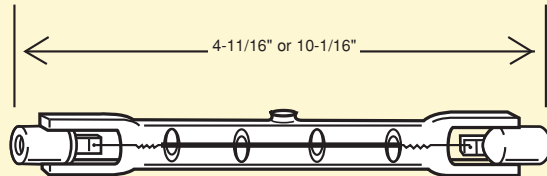
## SYLVANIA



**TRU-AIM®  
MR16  
HALOGEN LAMP**

- 12 volts • 2 pin-GU5.3 base • Precise beam control • Long life, highly efficient • Great for downlighting or accent lighting

	WATTS	HOURS	MBCP		
20MR16Q/40°/FL(BAB)					
<b>681432</b>	20	2000	700	BOX	1/20
50MR16Q/40°/FL(EXN)					
<b>681438</b>	50	3500	2000	BOX	1/20
50MR16Q/25°/NFL(EXZ)					
<b>681440</b>	50	3500	3200	BOX	1/20

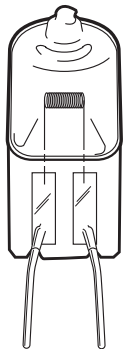


**QUARTZ  
HALOGEN LAMP**

- Long life • Recessed single contact (R.S.C.) • 2000 hours

		WATTS			
4-11/16"					
<b>682606</b>	300T3Q/CL-130V	300	BOX	1/50	
<b>682613</b>	500T3Q/CL-130V	500	BOX	1/50	
10-1/16"					
<b>682620</b>	1500T3Q/CL-240V	1500	BOX	1/50	

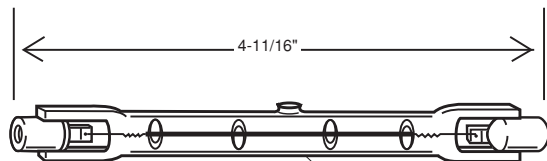
## SYLVANIA



**CLEAR  
TUNGSTEN  
HALOGEN LAMP**

- 12 volts • Bi-pin base
- 2000 hours average life

	WATTS	LUMENS		
<b>684897</b>	10T3Q/CL/12V	10	140	BOX 1/6
<b>684898</b>	20T3Q/CL/12V	20	320	BOX 1/6



**ROUGH SERVICE QUARTZ  
HALOGEN LAMP**

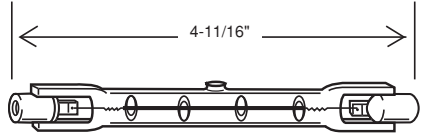
- 30 volts • Long life • 2000 hours • Has extra strength triple wound filament support with pinched glass tube around supports for extra strength • Replaces any standard 500 watt quartz lamp

	WATTS		
<b>682616</b>	500	CARD	1/10

HALOGEN LAMPS

# HALOGEN AND HIGH PRESSURE SODIUM LAMPS

## SYLVANIA

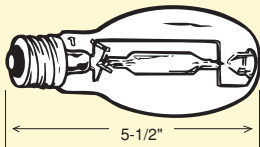


### QUARTZ HALOGEN LAMP

- 2,000 hours • 120 volts • R.S.C. base

300T3Q/CL(EHM)	WATTS	LUMENS			
<b>681422</b>	300	6000	BOX	1/12	
500T3Q/CL(FCL)					
<b>681425</b>	500	11000	BOX	1/12	

## HIGH PRESSURE SODIUM



### HIGH PRESSURE SODIUM LAMP

- Nickel plated medium brass base • Long life • Universal burning position • Reduces maintenance cost • 5-1/2" long

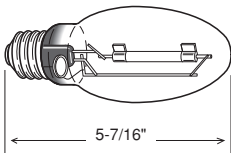
HPS35/M	WATTS	ANSI CODE	HOURS	LUMENS		
<b>682774</b>	35	S76	16000	2250	BOX	1/12
HPS50/M						
<b>682788</b>	50	S68	16000	4000	BOX	1/20

HPS70/M	WATTS	ANSI CODE	HOURS	LUMENS		
<b>682802</b>	70	S62	24000	6300	BOX	1/20

HPS100/M	WATTS	ANSI CODE	HOURS	LUMENS		
<b>682803</b>	100	S54	24000	9500	BOX	1/12

HPS150/M	WATTS	ANSI CODE	HOURS	LUMENS		
<b>682816</b>	150	S55	24000	16000	BOX	1/20

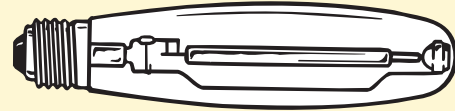
## SYLVANIA



### LUMALUX® HIGH PRESSURE SODIUM LAMP

- Medium base • Very high efficiency/low operating cost • Warm color • Universal burning position • Very long life • Clear • For open or enclosed fixtures

LU35/MED	WATTS	ANSI CODE	HOURS	LUMENS		
<b>685600</b>	35	S76	16000+	2250	BOX	1/20
LU50/MED						
<b>685605</b>	50	S68	24000+	4000	BOX	1/20
LU70/MED						
<b>685610</b>	70	S62	24000+	6300	BOX	1/20
LU100/MED						
<b>685615</b>	100	S54	24000+	9500	BOX	1/20
LU150/MED						
<b>685620</b>	150	S55	24000+	15800	BOX	1/20

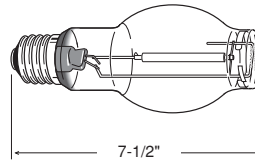


### HIGH PRESSURE SODIUM LAMP

- 24,000 hours • Mogul base • 9-11/16" long

HPS250	WATTS	ANSI CODE	LUMENS		
<b>682853</b>	250	S50	28500	1/20	
HPS400					
<b>682858</b>	400	S51	50000	1/12	

## SYLVANIA

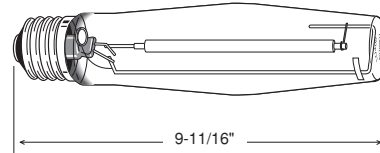


### CLEAR LUMALUX® HIGH PRESSURE SODIUM LAMP

- Mogul base • Very high efficiency/low operating cost • Warm color • Universal burning position • Very long life - 24,000+ hours • For open or enclosed fixtures

LU70	WATTS	ANSI CODE	LUMENS		
<b>684961</b>	70	S62	6300	BOX	1/20
LU100					
<b>685645</b>	100	S54	9500	BOX	1/20
LU150/55					
<b>685655</b>	150	S55	16000	BOX	1/20

## SYLVANIA



### CLEAR LUMALUX® HIGH PRESSURE SODIUM LAMP

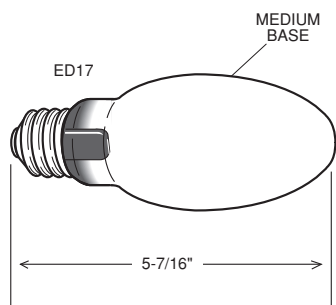
- Mogul base • High efficiency, lumen maintenance and long life • Operates on standard HPS ballast • 24,000+ hours • Highly versatile, many applications

LU250	WATTS	ANSI CODE	LUMENS		
<b>685675</b>	250	S50	29000	BOX	1/20
LU400					
<b>685690</b>	400	S51	50000	BOX	1/20

# MERCURY VAPOR AND METAL HALIDE LAMPS

## MERCURY VAPOR

### SYLVANIA

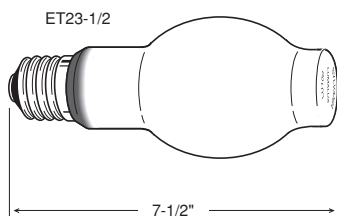


### BRIGHT WHITE DELUXE MERCURY VAPOR LAMP

- 100 watt
- Medium base
- 24000 hours average life

Part Number	Model	WATTS	ANSI CODE	HOURS	LUMENS	BOX	1/6
684951	H38AV-100/DX	100	H38	24000	35600	BOX	1/20

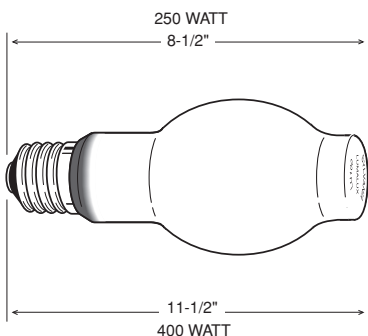
### SYLVANIA



### BRIGHT WHITE DELUXE MERCURY VAPOR LAMP

- 24000 hours average life
- Mogul base

Part Number	Model	WATTS	ANSI CODE	HOURS	LUMENS	BOX	1/6
682711	H39KC/175/DX	175	H39	15000	8500	BOX	1/6
684950	H38JA-100/DX	100	H38	24000	3000	BOX	1/12

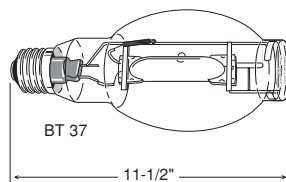


### MERCURY VAPOR LAMP

- Mogul base
- 24000 hours average life

Part Number	Model	WATTS	ANSI CODE	HOURS	LUMENS	BOX	1/6
682739	MV250/DX	250	H37	13000	13000	BOX	1/12
682746	MV400/DX	400	H33	23000	23000	BOX	1/6

## SYLVANIA



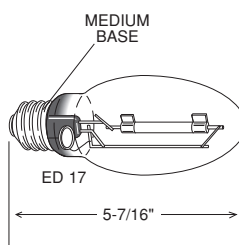
### CLEAR MERCURY VAPOR LAMP

- Mogul base
- Good efficiency and long life
- 24000+ hours average life
- Universal burning position
- For open or enclosed fixtures

Part Number	Model	WATTS	ANSI CODE	HOURS	LUMENS	BOX	1/6
685700	H33CD-400	400	H33	20500	20500	BOX	1/6

## METAL HALIDE


### SYLVANIA



### METALARC® METAL HALIDE LAMP

- Medium base
- Clear, white light (3000-4000K)
- Very good color retention
- Burn in any position
- High efficiency and longer life
- Prefix "MP" can be used in open or closed fixtures

Part Number	Model	WATTS	ANSI CODE	HOURS	LUMENS	BOX	1/20
685765	MP70/U/MED	70	M98	15000	5200	BOX	1/20
685775	MP100/U/MED	100	M90	15000	8500	BOX	1/20
685790	M/175/U/MED	175	M57	10000	14400	BOX	1/20



### METAL HALIDE LAMP

- Mogul base
- Clear
- Universal burning position

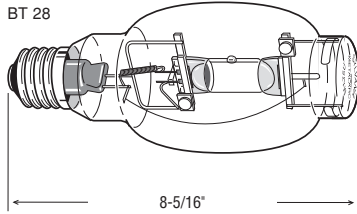
Part Number	Model	WATTS	ANSI CODE	HOURS	LUMENS	BOX	1/6
682750	MH175/U	175	M57	10000	36000V-32000H	BOX	1/6
682755	MH250/U	250	M58	10000	36000V-32000H	BOX	1/6
682760	MH400/U	400	M59	20000	36000V-32000H	BOX	1/6

HALIDE LAMPS

# METAL HALIDE LAMPS

**SYLVANIA**

BT 28



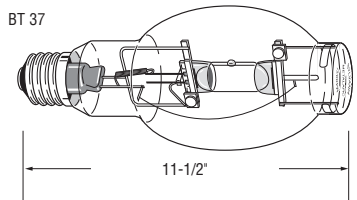
## CLEAR METALARC® METAL HALIDE LAMP

- Mogul base • Sparkling white light (3800-4200K)
- Good color retention (65-70 CRI) • High efficiency and longer life
- 10000 hours • Enclosed fixtures only

		WATTS	ANSI CODE	LUMENS			
<b>685785</b>	M175/U	175	M57	14400	BOX	1/6	
<b>685800</b>	M250/U	250	M58	22000	BOX	1/6	

**SYLVANIA**

BT 37



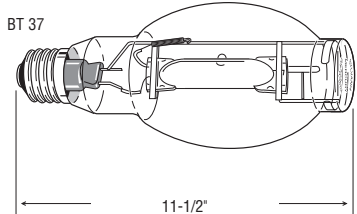
## CLEAR METALARC® METAL HALIDE LAMP

- Mogul base • Long life • Good color retention (65-70 CRI)
- Open or enclosed fixtures • Universal burning position • 20000 hours

		WATTS	ANSI CODE	LUMENS			
<b>685825</b>	M400/U	400	M59	36000	BOX	1/6	

**SYLVANIA**

BT 37



## CLEAR SUPER METALARC® METAL HALIDE LAMP

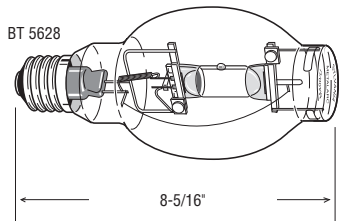
- Mogul base • Provides more light than standard equivalents
- Longer life • Enclosed fixtures only • 20000 hours
- Base up only within 15°

		WATTS	ANSI CODE	LUMENS			
<b>685805</b>	MS400/BU	400	M59	41000	BOX	1/6	

HALIDE LAMPS

**SYLVANIA**

BT 5628



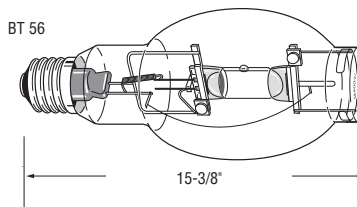
## CLEAR COMPACT METALARC® METAL HALIDE LAMP

- Mogul base • 20000 hours • Long life • Good color retention (65 CRI)
- Enclosed fixtures only • Universal burning position

		WATTS	ANSI CODE	LUMENS			
<b>685830</b>	M400/U/BT-28	400	M59	36000	BOX	1/6	

**SYLVANIA**

BT 56



## CLEAR METALARC® METAL HALIDE LAMP

- Mogul base • 15000 hours • Long life • Good color retention (65 CRI)
- Use in enclosed or open fixtures • Universal burning position

		WATTS	ANSI CODE	LUMENS			
<b>685835</b>	M1000/U	1000	M47	110000	BOX	1/6	

# BALLASTS

## MAGNETIC BALLASTS



### ENERGY SAVING 2 LAMP FLUORESCENT BALLAST

- 4 foot: 2 lamp saves 10 watts per ballast; 8 foot 2 lamp saves 15 watts per ballast • Cooler operations (20°C to 25°C) means twice the life • #673436 and #673437 for 34 or 40 watt lamps
- #673443 (120V) and #673447 (277V)

EQUIVALENT TO ADVANCE #R2S40-TP; UNIVERSAL #446L-SLH-TCP

**673436** 4 FOOT 120V 1/10

EQUIVALENT TO ADVANCE #VS240TP; UNIVERSAL #443L-SLH-TCP

**673437** 4 FOOT 277V 1/10

EQUIVALENT TO ADVANCE #R2E75S-TP; UNIVERSAL #806-SLH-TCP

**673443** 8 FOOT 120V 1/6

EQUIVALENT TO ADVANCE #V-2E75-S-TP; UNIVERSAL #827-SLH-TCP; - VALMONT #8GF1034WF

**673447** 8 FOOT 277V 1/6

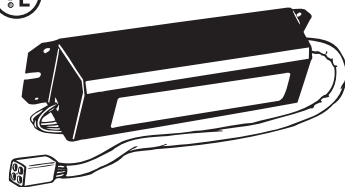


### ENERGY SAVING 1 LAMP FLUORESCENT BALLAST

- 1 lamp, 120 volt H.P.F. 430 M.A. rapid start: 4 foot
- Meets or exceeds requirements of Public Law 100-357
- Can be used with reduced wattage lamps

UNIVERSAL #412L-SLH-TCP

**673438** 4 FOOT 1/10

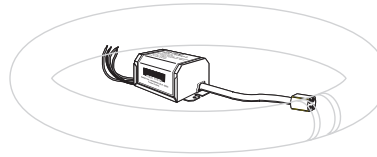


### CIRCLINE FLUORESCENT BALLAST

- With sockets for replacement
- 1 lamp; 120 volt L.P.F. 430 M.A. rapid start
- Circline socket wires are fully sleeved
- 8" diameter • 22W = FC8T9/RS

UNIVERSAL #547RS-WS-TCP

**673414** 1/18



### CIRCLINE FLUORESCENT BALLAST

- With sockets for replacement
- 1 lamp, 120V • For 22 watt FC8T9 or 20 watt FC6T9

**673412** BULK 1/18



### CIRCLINE REPLACEMENT BALLASTS

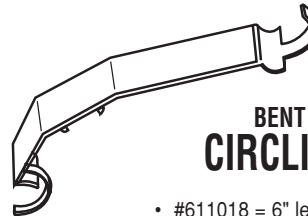
- Replacement ballasts for existing TCP fixtures

MFG #125300-HPE

**611036** FOR 30W FIXTURES BOX 1/12

MFG #17040Q

**611037** FOR 40W FIXTURES BOX 1/12



### BENT WING FIXTURE CIRCLINE BRACKET

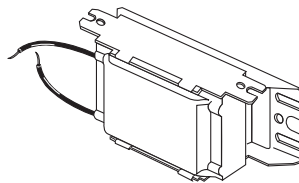
- #611018 = 6" length, #611019 = 5-3/4" length

MFG #13830BCFT

**611018** 20W-T9 BULB BAG 1/12

MFG #13818BCFT

**611019** 18 & 40W-T6 BULB BAG 1/12



### PREHEAT FLUORESCENT BALLAST

- Operates one-lamp 14, 15, 20 watt fluorescent lamps
- Replacement ballast for fluorescent fixtures of the wattages listed above

**673407** BULK 1/50



# STARTERS AND BALLASTS

## ELECTRONIC BALLASTS

- Energy savings over 40%! • Produce no noise level, no flicker
- Additional energy savings on air conditioning (1 watt for every 3 watts lighting), 25 year ballast life expectancy, 5 year warranty
- Equal to or greater light levels than comparable core and coil models

All ballasts are high frequency electronic type, listed and approved by Underwriters Laboratory. They meet FCC requirements governing electromagnetic and radio frequency interference. High power factor is 90% or higher. The ballasts are Class P thermally protected, are Type 1 outdoor and comply with all applicable state and federal ballasts efficiency standards. The ballasts are backed by a full 5 year warranty.

**UNIVERSAL**

## BALLAST KIT



- Reduces inventory costs with multiple lamping options
- Multiple mounting and lead configurations
- Side exit, bottom exit, bottom center exit with studs
- Snap mount adaptor plate and lead wires included
- Universal input voltage
- 120-277 VAC, 56/60HZ
- 614012 works with 1 or 2 bulb, 13W lamps and 1 or 2 bulb, 10W or 16W 2D lamps
- 614013 works with 1 or 2 bulb, 18W lamps and 1 or 2 bulb, 21W 2D lamps
- 614014 works with 1 or 2 bulb, 24W or 26W lamps and 32W, 36W, or 42W lamps. 614014 also works with 28W or 38W 2D lamps and 22W or 40W circline lamps

MFG #C213UNVME000K

**614012**

BOX

1/10

MFG #C218UNVME000K

**614013**

BOX

1/10

MFG #C2642UNVME000K

**614014**

BOX

1/10

**M** *MagneTek* / **ADVANCE**

5 YEAR WARRANTY



## HIGH FREQUENCY ELECTRONIC BALLAST

- Exceeds Federal B.E.F. standards
- T.H.D. <15, ballast factor .95
- For use with energy saving lamps T8 Octic (1" diameter) Reduced Harmonics
- 265 MA rapid start lamps
- Saves 47% in energy costs (versus 2-40 watt lamps with std. 446 LR-TCP ballast)
- Parallel rapid start circuitry
- Input watts: 32W - 58W



MFG #B2321-120RH 2-T8, 32 WATT

**673453**

4 FOOT

2 LAMP

1/10

MFG #B3321-120RH-A

**673454**

4 FOOT

3 LAMP

1/10


MFG #B4421-120RH-A

**673455**

4 FOOT

4 LAMP

1/10



## FLUORESCENT STARTER

- Standard 2-pin type

FS-2/15

**673009**

20 WATT

BAG

25/1000

ORDER IN MULTIPLES SHOWN

FS-25

**673007**

22 WATT

BAG

25/1000

FS-4/30

**673016**

40 WATT

BAG

25/1000



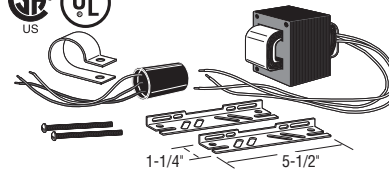
## HIGH PRESSURE SODIUM STARTER

- Also called ignitors
- Replacement for many high pressure sodium light fixtures

**673561**

35-150W

1/24



## HIGH PRESSURE SODIUM BALLAST KIT

- 120 volt
- Kits include core and coil, mounting hardware and starter
- Class H, 180°C insulation
- 60 Hz

EQUIVALENT TO ADVANCE #71A7807

**673575**

50 WATT HPS

BOX

1

EQUIVALENT TO ADVANCE #71A7900

**673577**

70 WATT HPS

BOX

1

EQUIVALENT TO ADVANCE #71A8100

**673571**

150 WATT HPS

BOX

1

EQUIVALENT TO ADVANCE #71A8271

**615003**

250 WATT HPS

BOX

1

EQUIVALENT TO ADVANCE #71A8007

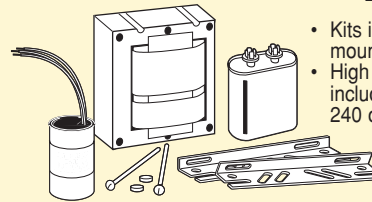
**615004**

250 WATT HPS

BOX

1

## MULTI-TAP VOLTAGE HID BALLAST KIT



- Kits include core and coil and mounting hardware
- High pressure sodium kit also includes starter multi-tap 120, 208, 240 or 277 volt
- CWA type

METAL HALIDE

**674570**

175 WATT

BOX

1

**674572**

400 WATT

BOX

1

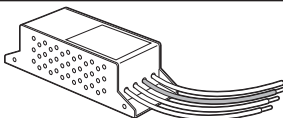
HIGH PRESSURE SODIUM

**674574**

400 WATT

BOX

1



## LOW VOLTAGE ELECTRONIC TRANSFORMER

- Steps down 120 line voltage to 12 volts
- 1-3/4" width

**617083**

50

3"

BULK

1/100

**617086**

100

5"

BULK

1/100

**617081**

150

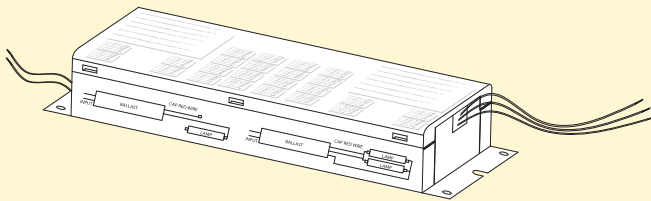
5"

BULK

1/100

BALLASTS

**ALL ITEMS ON THIS PAGE ARE SHIPPED  
DIRECT FROM THE FACTORY  
FREIGHT PREPAID ON \$900**



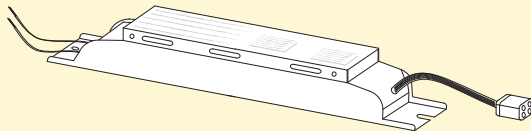
**MULTI USE  
COMPACT ELECTRONIC  
BALLAST**

- Operates 1 or 2 lamps up to a total maximum wattage of 64
- Instant start • High power factor - 120 volt • End of life protection
- UL Listed • 6-1/2"L x 1-7/16"W x 15/16"H • 2 Year warranty

MFG# EB-S-64  
**1614080**

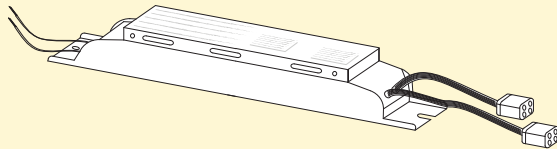
BOX

1



**T9 CIRCLINE  
ELECTRONIC BALLAST**

- Operates 1 or 2 lamps • 4 Wattages
- High power factor - 120 volt • Cool operation (No hum) • Lamp socket power leads • UL Listed
- 6-1/2"L x 1-7/16"W x 15/16"H • 2 Year warranty



ONE LAMP  
MFG# EB-AE-22  
**1614076**

MFG# EB-AE-32  
**1614077**

TWO LAMP  
MFG# EB-AE-54  
**1614078**

MFG# EB-AE-72  
**1614079**

FOR USE WITH

FC8T9-22 WATTS

FC12T9-32 WATTS or FC16T9-40 WATTS

FC8T9 & FC12T9 - 54 WATTS

FC12T9 & FC16T9 - 72 WATTS

BOX

BOX

BOX

BOX

1

1

1

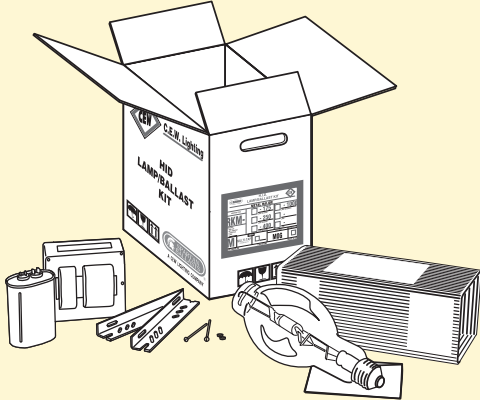
1



LIGHTING

**FACTORY  
DIRECT**


**ALL ITEMS ON THIS PAGE ARE SHIPPED  
DIRECT FROM THE FACTORY  
FREIGHT PREPAID ON \$750  
\$250 MINIMUM ORDER REQUIRED  
\$30 HANDLING FEE FOR SHIPMENTS UNDER \$250**



**METAL HALIDE  
BALLAST/LAMP KIT**

Kit contents:  
• Metal halide lamp • Multi-tap CWA ballast • Capacitor  
• Mounting bracket • Mogul base • Multi-tap voltage


MFG #RKM175M	WATTS	ANSI BALLAST	
<b>1615450</b>	175	M57	1
MFG #RKM250M			
<b>1615455</b>	250	M58	1
MFG #RKM400M			
<b>1615460</b>	400	M59	1
MFG #RKM1000M			
<b>1615465</b>	1000	M47	1



**MERCURY VAPOR  
BALLAST/LAMP KIT**

Kit contents:  
• Mercury vapor lamp • Multi-tap ballast • Capacitor  
• Mounting bracket • Mogul base • Ignitor • Multi-tap voltage

MFG #RKHF100/M	WATTS	ANSI BALLAST	
<b>1615470</b>	100	H38	1
MFG #RKHF175/M			
<b>1615475</b>	175	H39	1
MFG #RKHF250/M			
<b>1615480</b>	250	H37	1
MFG #RKHF400/M			
<b>1615485</b>	400	H33	1
MFG #RKHF1000/M			
<b>1615490</b>	1000	H36	1



**HIGH PRESSURE SODIUM  
BALLAST/LAMP KIT**

Kit contents:  
• HPS lamp • Multi-tap ballast • Capacitor • Ignitor  
• Mounting bracket • Mogul base • Multi-tap voltage

MFG #RKS150M	WATTS	ANSI BALLAST	
<b>1615510</b>	150	S55	1
MFG #RKS250M			
<b>1615515</b>	250	S66	1
MFG #RKS400M			
<b>1615520</b>	400	S51	1

SPARTAN