



# Refrigerators

## The Complete Line of GE/Hotpoint Appliances

can now be delivered to more than 33,000 zip codes in just 3-5 days.

Freight charge of \$20.00 per major appliance (\$10.00 for microwaves) includes **delivery**.

REFRIGERATORS

### HOTPOINT

## 15.7 CU. FT. TOP-FREEZER REFRIGERATOR

- Two adjustable shelves for easy cleaning
- Recessed color-matched or standard handles
- Two vegetable/fruit crisper drawers (#HTR16AB - single drawer)
- NeverClean™ condenser
- Two fresh food door shelves
- Includes 2 ice cube trays
- 61-3/4"H x 29-1/8"D x 28"W

| Item Number | GE Model     | Color  | Hand Opening | Wire Shelves | Spill Proof Glass Shelves | Energy Star | Icemaker Installed |
|-------------|--------------|--------|--------------|--------------|---------------------------|-------------|--------------------|
| FEATURES    |              |        |              |              |                           |             |                    |
| 1890600     | MFG #HTR16BB | WHITE  | RIGHT        | *            |                           |             |                    |
| 1890601     | MFG #HTR16BB | WHITE  | LEFT         | *            |                           |             |                    |
| 1890602     | MFG #HTR16BB | BISQUE | RIGHT        | *            |                           |             |                    |
| 1890603     | MFG #HTR16BB | BISQUE | LEFT         | *            |                           |             |                    |
| 1890604     | MFG #HTS16BB | WHITE  | RIGHT        |              | *                         |             |                    |
| 1890605     | MFG #HTS16BB | WHITE  | LEFT         |              | *                         |             |                    |
| 1890606     | MFG #HTS16BB | BISQUE | RIGHT        |              | *                         |             |                    |
| 1890607     | MFG #HTS16BB | BISQUE | LEFT         |              | *                         |             |                    |
| 1890608     | MFG #HTH16BB | WHITE  | RIGHT        | *            |                           | *           |                    |
| 1890609     | MFG #HTH16BB | WHITE  | LEFT         | *            |                           | *           |                    |
| 1890610     | MFG #HTH16BB | BISQUE | RIGHT        | *            |                           | *           |                    |
| 1890611     | MFG #HTH16BB | BISQUE | LEFT         | *            |                           | *           |                    |

### TOP-FREEZER REFRIGERATOR

- Two adjustable wire shelves
- Two vegetable/fruit crisper drawers
- Two fresh food door shelves
- Includes two ice cube trays
- NeverClean™ condenser
- 64-3/4"H x 29-1/8"D x 28"W

| Item Number | GE Model     | Color  | Hand Opening | Wire Shelves | Spill Proof Glass Shelves | Energy Star | Icemaker Installed |
|-------------|--------------|--------|--------------|--------------|---------------------------|-------------|--------------------|
| FEATURES    |              |        |              |              |                           |             |                    |
| 1890616     | MFG #HTR17BB | WHITE  | RIGHT        | *            |                           |             |                    |
| 1890617     | MFG #HTR17BB | WHITE  | LEFT         | *            |                           |             |                    |
| 1890618     | MFG #HTR17BB | BISQUE | RIGHT        | *            |                           |             |                    |
| 1890619     | MFG #HTR17BB | BISQUE | LEFT         | *            |                           |             |                    |
| 1890620     | MFG #HTS17BB | WHITE  | RIGHT        |              | *                         |             |                    |
| 1890621     | MFG #HTS17BB | WHITE  | LEFT         |              | *                         |             |                    |
| 1890622     | MFG #HTS17BB | BISQUE | RIGHT        |              | *                         |             |                    |
| 1890623     | MFG #HTS17BB | BISQUE | LEFT         |              | *                         |             |                    |
| 1890624     | MFG #HTS17BC | WHITE  | RIGHT        | *            |                           |             | *                  |
| 1890625     | MFG #HTS17BC | WHITE  | LEFT         | *            |                           |             | *                  |



**Appliances  
Shipped Separate  
From Stock  
Orders**



# Frost-Free Refrigerators



## 16.6 CU. FT. TOP-FREEZER REFRIGERATOR

- Two Adjustable shelves • Two vegetable/fruit crispers
- Two tall bottle door shelves and two ice cube trays
- NeverClean™ condenser
- Dimensions: 64-3/4"H x 31"D x 28"W

| Item Number | GE Model     | Color  | Hand Opening | Wire Shelves | Spill Proof Glass Shelves | Energy Star | Icemaker Installed |
|-------------|--------------|--------|--------------|--------------|---------------------------|-------------|--------------------|
| FEATURES    |              |        |              |              |                           |             |                    |
| 1890775     | MFG #GTS18CC | WHITE  | LEFT         |              | *                         |             | *                  |
| 1890776     | MFG #GTS18CC | WHITE  | RIGHT        |              | *                         |             | *                  |
| 1890777     | MFG #GTS18CC | BISQUE | LEFT         |              | *                         |             | *                  |
| 1890778     | MFG #GTS18CC | BISQUE | RIGHT        |              | *                         |             | *                  |

*Appliances Shipped Separate From Stock Orders*



## 17.9 CU. FT. TOP-FREEZER REFRIGERATOR

- Upfront Electronic Temperature Controls • A simple knob turn regulates interior temperatures • Vegetable/Fruit Crispers • Adjustable Gallon Door Bins • Contoured Doors
- NeverClean™ • Condenser • Deluxe quiet design
- Dimensions: 66-5/8"H x 32-1/8"D x 29-1/2"W

| Item Number | GE Model     | Color  | Hand Opening | Recessed Handles | Glass Shelves | Energy Star | Icemaker Installed |
|-------------|--------------|--------|--------------|------------------|---------------|-------------|--------------------|
| FEATURES    |              |        |              |                  |               |             |                    |
| 1890826     | MFG #GTS18DB | WHITE  | LEFT         |                  |               |             |                    |
| 1890827     | MFG #GTS18DB | WHITE  | RIGHT        |                  |               |             |                    |
| 1890828     | MFG #GTS18DB | BISQUE | LEFT         |                  |               |             |                    |
| 1890829     | MFG #GTS18DB | BISQUE | RIGHT        |                  |               |             |                    |
| 1890822     | MFG #GTR18BB | WHITE  | LEFT         | *                |               |             |                    |
| 1890823     | MFG #GTR18BB | WHITE  | RIGHT        | *                |               |             |                    |
| 1890824     | MFG #GTR18BB | BISQUE | LEFT         | *                |               |             |                    |
| 1890783     | MFG #GTH18JB | WHITE  | LEFT         |                  | *             | *           |                    |
| 1890784     | MFG #GTH18JB | WHITE  | RIGHT        |                  | *             | *           |                    |
| 1890787     | MFG #GTS18DC | WHITE  | LEFT         |                  | *             |             | *                  |
| 1890788     | MFG #GTS18DC | WHITE  | RIGHT        |                  | *             |             | *                  |
| 1890789     | MFG #GTS18DC | BISQUE | LEFT         |                  | *             |             | *                  |
| 1890790     | MFG #GTS18DC | BISQUE | RIGHT        |                  | *             |             | *                  |

REFRIGERATORS



# Refrigerators & Freezers

REFRIGERATOR



## 19.8 CU. FT. SIDE-BY-SIDE REFRIGERATOR

- Upfront electronic temperature controls
- FrostGuard™ technology
- Three wire fresh food shelves
- Sealed crisper and a sealed deli pan
- Four fresh food door bins with two gallon storage
- Four wire freezer shelves, three of them are adjustable
- NeverClean™ condenser
- 67-1/2"H x 33-9/16"D x 31-1/2"W

MFG #GSS20DBWW

**1890791**

WHITE

1

MFG #GSS20DBCC

**1890792**

BISQUE

1



## 25 CU. FT. SIDE-BY-SIDE REFRIGERATOR

- Upfront electronic temperature controls
- FrostGuard™ technology
- LightTouch tall dispenser
- Three adjustable spillproof glass shelves
- Sealed crisper
- Adjustable temperature deli tray
- Adjustable gallon door storage
- NeverClean™ condenser
- 69-3/4"H x 33-9/16"D x 35-3/4"W

MFG #GSS25JE

**1890800**

WHITE

1

MFG #GSS25JECC

**1890801**

BISQUE

1

MFG #GSS25JEBC

**1890802**

BLACK

1



## 21.9 CU. FT. SIDE-BY-SIDE REFRIGERATOR

- Upfront electronic temperature controls
- FrostGuard™ technology
- Three adjustable spillproof glass shelves
- Sealed crisper
- Adjustable temperature deli pan
- Adjustable gallon door storage
- NeverClean™ condenser
- 67-1/2"H x 33-9/16"D x 33-1/2"W

MFG #GSS22JE

**1890793**

WHITE

1

MFG #GSS22JECC

**1890794**

BISQUE

1

MFG #GSS22JEBC

**1890795**

BLACK

1



## 1.7 CU. FT. COMPACT REFRIGERATOR

- One slide-out wire shelf
- One full-width, one half-width door shelves
- Color-matched recessed door handles
- Manual defrost
- Includes one mini ice cube tray
- 18-15/16"H x 17-1/2"W x 19-1/4"D

MFG #GMR02BA

**1890748**

WHITE

1

MFG #GMR02BB

**1890749**

BLACK

1



## 23.1 CU. FT. SIDE-BY-SIDE REFRIGERATOR

- Upfront electronic touch temperature controls
- FrostGuard™ technology
- SmartWater Plus™ water filtration system
- LightTouch tall dispenser
- Water filter indicator light
- Three adjustable slide-out, spillproof glass shelves
- Adjustable temperature deli pan
- Adjustable humidity vegetable/fruit crisper and snack pan
- NeverClean™ condenser
- 67-1/2"H x 33"D x 33-1/2"W

MFG #GSS23WG

**1890796**

WHITE

1

MFG #GSS23WGCC

**1890797**

BISQUE

1

MFG #GSS23WGBC

**1890798**

BLACK

1



## 6.0 CU. FT. COMPACT REFRIGERATOR

- Two adjustable cabinet shelves
- Three full-width door shelves
- Cabinet light
- 2 mini ice cube trays
- 34-1/4"H x 23-5/8"W x 25-7/8"D

**Appliances Shipped Separate From Stock Orders**

MFG #GMR06AAWW

**1890750**

WHITE

1

GE Profile appliances, including contoured front models also available in 3-5 days at low Maintenance USA prices.

Call 1-800-283-4000 for availability and prices.

# Ranges



## HOTPOINT 30" ELECTRIC FREESTANDING RANGE

- Standard clean oven
- Solid color matched door
- Two - 6" and two - 8" calrod elements
- Easy clean features

*Appliances  
Shipped Separate  
From Stock  
Orders*

MFG #RB525WW

**1890626**

WHITE

1



## 30" ELECTRIC RADIANT RANGE

- Solid surface cooktop
- Six pass power bake element
- 5.0 cu. ft. oven capacity
- Easy view hot lights
- Color matched glass door

MFG #JBP69

**1890709**

BLACK

1

**1890710**

WHITE

1

**1890711**

BISQUE

1



## HOTPOINT 30" ELECTRIC FREESTANDING RANGE

- Standard clean oven
- Two oven shelves • Broiler pan
- 5.0 cu. ft. oven • Includes LP kit

MFG #RB525BWW

**1890627**

WHITE

1

**1890628**

BISQUE

1



## 30" GAS FREESTANDING STANDARD CLEAN

- Extra-large 4.8 cu. ft. standard clean oven
- All-purpose burners
- Electronic clock and minute timer
- Standard grates • Frameless black glass oven door with designer-style handle
- Clearview™ window
- Two oven racks • Electronic ignition



## HOTPOINT 30" GAS FREESTANDING RANGE

- Electric ignition and pilot available
- Extra large oven • Lift-up cook top for easy cleaning
- Standard clean
- Solid color match door

MFG #RGB508PP

**1890629**

WHITE

STANDARD PILOT

1

MFG #RGB508PE

**1890630**

BISQUE

ELECTRIC PILOT

1

**1890631**

WHITE

ELECTRIC PILOT

1

MFG #JGBP28

**1890725**

WHITE

BLACK GLASS DOOR

1

**1890726**

BISQUE

BLACK GLASS DOOR

1

**1890727**

WHITE

WHITE GLASS DOOR

1

The complete line of GE Commercial washers and dryers are available in just 3-5 days.

A freight charge of \$20.00 per unit includes delivery.

RANGES



# Microwave Ovens & Dishwashers

Appliances  
Shipped Separate  
From Stock  
Orders

**HOTPOINT**



## OVER-THE-RANGE MICROWAVE OVEN

- 1.4 cu. ft. / 950 watts
- Ten power levels • Auto defrost
- 300 CFM exhaust fan
- 15-7/8"H x 14-5/16"D x 29-3/8"W

MFG #RVM1535DMBB

|                |       |   |
|----------------|-------|---|
| <b>1890632</b> | BLACK | 1 |
| <b>1890633</b> | WHITE | 1 |

**HOTPOINT**



## ENERGY STAR-QUALIFIED DISHWASHER

- Four cycle • Nine options
- Pre-heat option
- Energy Star-qualified

MFG #HDA2100NWW

|                |        |   |
|----------------|--------|---|
| <b>1890634</b> | WHITE  | 1 |
| <b>1890635</b> | BISQUE | 1 |
| <b>1890636</b> | BLACK  | 1 |

MICROWAVES



## OVER-THE-RANGE MICROWAVE OVEN

- 1.6 cu. ft. / 1000 watts • Auto turn table
- Instant on controls • Express cook

MFG #JVM1730DMBB

|                |       |   |
|----------------|-------|---|
| <b>1890674</b> | WHITE | 1 |
| <b>1890673</b> | BLACK | 1 |



## DISHWASHER

- Five cycle • 22 options
- Power scrub
- QuietPower™ induction motor

MFG #GSD3200JWW

|                |       |   |
|----------------|-------|---|
| <b>1890688</b> | WHITE | 1 |
| <b>1890690</b> | BLACK | 1 |



## MICROWAVE OVEN

- Full size 1.4 cu. ft. • 1150 watts
- Recessed turntable

MFG #JE1440

|                |       |   |
|----------------|-------|---|
| <b>1890669</b> | BLACK | 1 |
| <b>1890670</b> | WHITE | 1 |



## DISHWASHER

- Five cycle • 12 options
- Pots and pans cycle
- Hot Start option
- Energy Star-qualified

MFG #GSD2200GWW

|                |        |   |
|----------------|--------|---|
| <b>1890685</b> | WHITE  | 1 |
| <b>1890686</b> | BLACK  | 1 |
| <b>1890687</b> | BISQUE | 1 |



## RANGE HOODS

- 30" non ducted • Two speed fan
- 5.5" canopy

MFG #JN327X

|                |        |   |
|----------------|--------|---|
| <b>1890731</b> | WHITE  | 1 |
| <b>1890732</b> | BISQUE | 1 |



## DISPOSALL®

- #1890651 - One year warranty, direct wire
- #1890653 - Two year warranty, direct wire
- Large capacity continuous feed disposer
- 1900 RPM grinding action • 1/3 horsepower motor
- 2 level precutter • Galvanized steel turntable • Stainless steel jam resistant, dual swivel impellers • Power connection - direct wire • Stainless steel sink flange
- Dishwasher drain connector • Manual reset overload protector • Wall switch with sink stopper • SplashGuard
- Cold-Rolled carbon steel armature shaft material
- Standard sound insulation package • EZ mount installation

MFG #GFC320

|                |        |   |
|----------------|--------|---|
| <b>1890651</b> | 1/3 HP | 1 |
| MFG #GFC520    |        |   |
| <b>1890653</b> | 1/2 HP | 1 |

Every model of range hood, including stainless steel Profile series, available!

# Clothes Care Appliances



## HOTPOINT ELECTRIC CLOTHES WASHER

- 2.7 cu. ft. extra capacity
- Nine cycle selections
- Three temperature settings
- Front serviceable
- 42"H x 27"W x 25-3/4"D

*Appliances  
Shipped Separate  
From Stock  
Orders*

MFG #VBXR1090-WW  
**1890639**

WHITE | 1



## COIN OPERATED CLOTHES WASHER

- 3.2 cu. ft. capacity
- LED readout
- Two speeds, five cycles, three temperatures
- Owner-adjustable water levels
- 42"H x 27"W x 25-1/2"D
- Requires coin slide kit #1890558

MFG #WCCD2050DW  
**1890556**  
COIN SLIDE KIT  
**1890558**

WHITE | 1  
| 1



## HOTPOINT CLOTHES DRYER

- 5.8 cu. ft. capacity
- Automatic dry control
- Three cycle and three heat selections
- Up front lint filter
- Reversible door

MFG #NVL333E  
**1890641**  
**1890642**

WHITE | 1  
BISQUE | 1



## COIN OPERATED CLOTHES DRYER

- 7.0 cu. ft. capacity
- LED readout
- Three heat levels
- Three dry cycles
- Reverse-a-door
- Auto-dry feature
- 42"H x 27"W x 25-1/2"D
- 240/208 volt
- Gas version available
- Requires coin slide kit #1890558

MFG #DCCD330E-WW  
**1890557**

WHITE | 1



## ELECTRIC UNITIZED WASHER/DRYER

- 1.9 cu. ft. large capacity
- 2 wash/spin speed combinations
- 3 wash cycles
- 3 wash/rinse temperatures
- 3 water levels
- Electromechanical controls
- Auto dry
- 4 dry cycles

MFG #WSM2420TWW  
**1890550**  
MFG #WSM2700WW  
**1890551**

71-3/4"H x 23-7/8"D x 27-1/4"W | 1  
75-1/2"H x 27"D x 30-13/16"W | 1



## GAS CLOTHES DRYER

- 5.7 cu. ft. capacity
- Three drying cycles
- Three heat settings
- Natural gas
- Reversible door

MFG #DBLR333G-WW  
**1890661**  
**1890660**

WHITE | 1  
BISQUE | 1

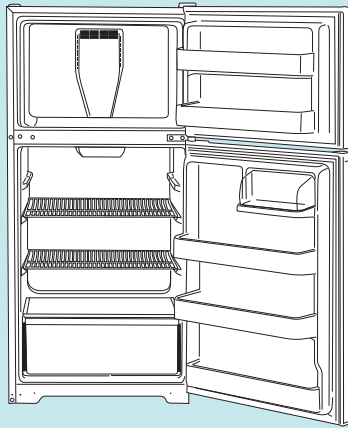
The complete line of GE Commercial washers and dryers are available in just 3-5 days.  
A freight charge of \$20.00 per unit includes **delivery**.

WASHERS

**FACTORY DIRECT**

**ALL ITEMS ON THIS PAGE ARE SHIPPED DIRECT FROM THE FACTORY  
FREIGHT PREPAID ON 12+ UNITS  
ADD \$15 EACH UNIT FOR 1-5 UNITS  
ADD \$10 EACH UNIT FOR 6-11 UNITS**

APPLIANCES



**TOP-MOUNT REFRIGERATOR**

- 15.0 cu. ft. capacity • Integrated handles
- No clean commercial duty condenser
- Tempered glass crisper shelves • Opaque crisper
- Fresh food door storage • Slide out wire refrigerator shelves
- Half width wire freezer shelf

MFG #CTB1502ARW

**1890066**

WHITE

1

MFG #CTB1502ARQ

**1890067**

BISQUE

1



**ELECTRIC BUILT-IN DISHWASHER**

- Tri-wash system with 100% filtered water • High temperature wash
- Ball-tip tines • Rinse-aid dispenser • Polypropylene tub
- Recessed door latch • 1/3 horsepower motor
- 10 wash option touch pads with electronic controls
- 16 status indicators • Extra rinse option, extra wash option, sanitize option • Sofsound™ quiet package

MFG #ADB1500AWW

**1890079**

WHITE


1

MFG #ADB1500AWQ

**1890080**

BISQUE

1



**ELECTRIC CLOTHES WASHER**

- 3.3 cu. ft. super capacity
- Regular, Delicates, and Wrinkle-free fabrics cycles
- Two-speed motor • Three water level selections
- Fabric softener and bleach dispensers
- Automatic self-cleaning lint system


MFG #HTW4400TQ

**1890065**

WHITE

1

**ALL ITEMS ON THIS PAGE ARE SHIPPED  
DIRECT FROM THE FACTORY**  
**ADD \$40 FREIGHT FOR FIRST UNIT, ADD \$15 EACH FREIGHT  
FOR 2-11 UNITS, FREIGHT ALLOWED ON 12+ UNITS,  
ALLOW APPROXIMATELY 2 WEEKS LEAD TIME**



**14.4 CU. FT.  
REFRIGERATOR**

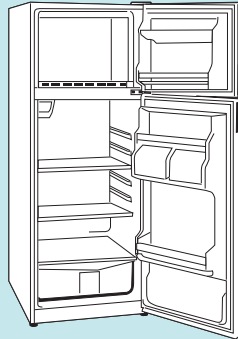
- Two full width slide-out white wire shelves
- Full width opaque crisper
- Two full width and 2 partial width door shelves • Two freezer door shelves
- 62-7/8"H x 28"W x 31"D • White

MFG #RT142KYK-Q

**1890396**

LH DOOR SWING

|   |
|---|
| 1 |
|---|



**11.9 CU. FT.  
REFRIGERATOR**

- For smaller space requirements
- 60-3/4"H x 23-3/4"W x 32"D
- Two full width slide-out white wire shelves
- Full width opaque crisper
- Two full width door shelves
- Two covered butter/utility compartments
- Freezer door shelf • Juice can rack • White

MFG #RT12VKXK-Q

**1890397**

RH DOOR SWING


|   |
|---|
| 1 |
|---|

MFG #RT12VKYK-Q

**1890398**

LH DOOR SWING

|   |
|---|
| 1 |
|---|




**STANDARD 30"  
ELECTRIC RANGE**

- One 8" and three 6" coil elements
- 4.65 cu. ft. oven with removable door
- Surface unit indicator light
- Porcelain cook-top with raised edges
- Lift-up cook-top • Includes broiler pan
- Chrome drip bowls • Two oven racks with five guides • Full width storage drawer
- 46-7/8"H x 29-7/8"W x 26-7/8"D

MFG #FEP310KW

**1890399**

|   |
|---|
| 1 |
|---|



**COIN OPERATED COMMERCIAL  
CLOTHES DRYER**

- Coin kit installed - ready for operation
- 7.0 cu. ft. capacity drum • White
- Top mounted lint filter
- Reversible side swing door
- 1/3 hp motor • Pushbutton controls
- 90 day full warranty

MFG #REK295OK

**1890406**

ELECTRIC

|   |
|---|
| 1 |
|---|

**90 DAY FULL WARRANTY**

ESTATE®



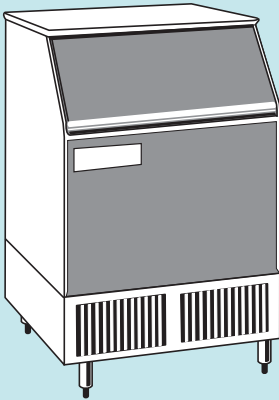
**FACTORY DIRECT**

**ALL ITEMS ON THIS PAGE ARE SHIPPED DIRECT FROM THE FACTORY FREIGHT PREPAID ON \$900**

ICE UNITS ARE AVAILABLE IN BOTH FULL CUBE - 7/8" x 7/8" x 7/8" AND HALF CUBE - 7/8" x 7/8" x 3/8". ICEMAKERS ARE RATED AT 70% WATER, 90° AMBIENT AIR TEMPERATURE. MACHINES ARE 115 VOLTS. OTHER SIZE ICEMAKERS AND BINS ARE AVAILABLE.

ICE-O-MATIC

**ICEo-Matic®**



**ICEMAKER**

- Produces up to 157 lbs. of ice per 24 hours with 100 lbs. of built in storage • 24"W x 24"D x 39"H

| MFG #ICE200A-FULL | CUBE SIZE |   |  |
|-------------------|-----------|---|--|
| <b>1890294</b>    | FULL CUBE | 1 |  |
| MFG #ICE200A-HALF |           |   |  |
| <b>1890961</b>    | HALF CUBE | 1 |  |

**ICEo-Matic®**

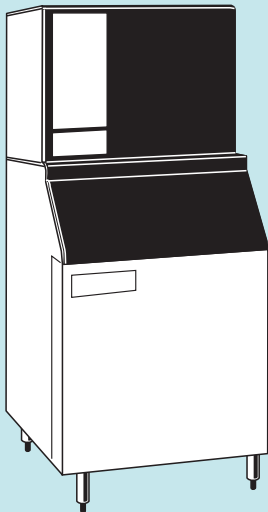


**ICEMAKER/ DISPENSER**

- Icemaker with hotel/motel dispenser
- Produces 320 lbs. of ice per 24 hours with 120 lbs. of storage
- 22"W x 30"D x 73"H

| MFG #ICE0320FULL/CD10022 | CUBE SIZE |   |  |
|--------------------------|-----------|---|--|
| <b>1890296</b>           | FULL CUBE | 1 |  |
| MFG #ICE0320HALF/CD10022 |           |   |  |
| <b>1890962</b>           | HALF CUBE | 1 |  |

**ICEo-Matic®**




**ICEMAKER**

- Produces 461 lbs. of ice per 24 hours with 556 lbs. of storage
- 30"W x 31"D x 70"H

| MFG #ICE500A/B55PS-FULL | CUBE SIZE |   |  |
|-------------------------|-----------|---|--|
| <b>1890292</b>          | FULL CUBE | 1 |  |
| MFG #ICE500A/B55PS-HALF |           |   |  |
| <b>1890960</b>          | HALF CUBE | 1 |  |

**ICEo-Matic®**




**ICEMAKER/ DISPENSER**

- Icemaker with hotel/motel dispenser
- Produces 366 lbs. of ice per 24 hours with 190 lbs. of storage
- 30"W x 30"D x 73"H

| MFG #ICE400AFULL/20030 | CUBE SIZE |   |  |
|------------------------|-----------|---|--|
| <b>1890298</b>         | FULL CUBE | 1 |  |
| MFG #ICE400AHALF/20030 |           |   |  |
| <b>1890963</b>         | HALF CUBE | 1 |  |

**ALL ITEMS ON THIS PAGE ARE SHIPPED  
DIRECT FROM THE FACTORY  
FREIGHT PREPAID ON \$900**



**TRASH  
COMPACTOR**

- Up to 5,000 lb. compaction • 65% more capacity than leading competitor
- Safety interlock prevents operation when door is open • Auto-reverse mechanism
- Easy access swing away door • Convenient bag storage compartment
- Available in stainless steel, black, white, or almond • 12"W x 34-1/2"H x 20-1/4"D

MFG #1052SS

**1890001**

MFG #1051WHT

**1890002**

MFG #1050BLK

**1890003**

**1890004**

STAINLESS STEEL

WHITE

BLACK

PLASTIC BAG

1

1

1

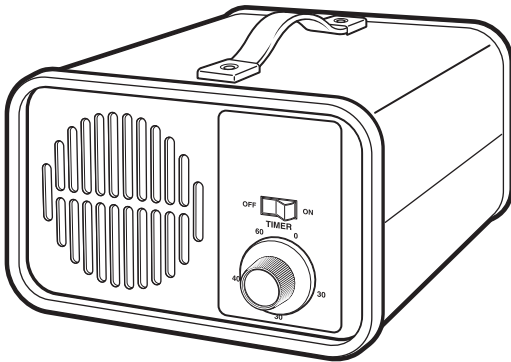
1

BROAN

# OZONE GENERATORS

ODOR CONTROL

**QUEEN**AIRE



## OZONE GENERATOR\*

- Ideal for hotel guest rooms • Cleans the average room in 15 minutes
- Variable timer: 0 to 60 minutes • Lighted on/off switch
- 12" x 8 x 5" and weighs 8.5 lbs. • #883064 cleaning and maintenance kit includes a ceramic generator plate, 2 fuses, and antistatic wiper

MFG #QT T35

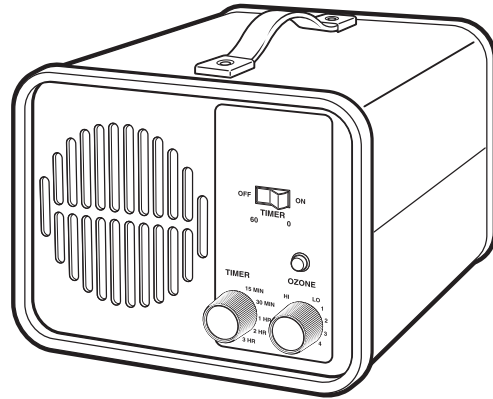
**883001**

MFG #QT KIT 300

**883064**

|   |  |  |
|---|--|--|
| 1 |  |  |
| 1 |  |  |

**QUEEN**AIRE



## ADJUSTABLE OUTPUT OZONE GENERATOR\*

- Heavy duty ozone output for large areas up to 3500 sq. ft.
- Variable timer • Adjustable output for maximum flexibility
- #883066 cleaning and maintenance kit includes six anti-microbial filters, ceramic generator plate, 2 fuses, and antistatic wiper

MFG #QT T625

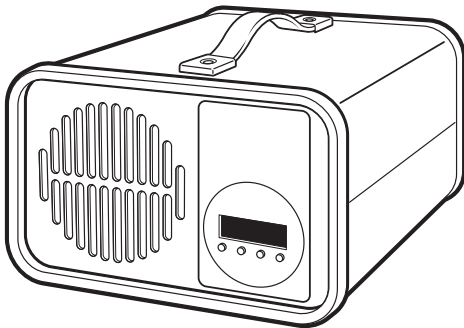
**883004**

MFG #CLN600

**883066**

|   |  |  |
|---|--|--|
| 1 |  |  |
| 1 |  |  |

**QUEEN**AIRE



## PROGRAMMABLE OZONE GENERATOR\*

- Easily programmable 7 day, 24 hour, 6 cycle timer • Clears from 8,000 to 60,000 cubic feet depending on strength of odor
- Internal backup saves programming for 30 days if power failure
- 12" x 8" x 5" • Weighs 8.5 lbs. • #883065 cleaning and maintenance kit includes 6 filters, 1 ceramic generator plate, 2 fuses, and 6 antistatic wipes

MFG #QT T24


**883003**

MFG #QT KIT 300/24

**883065**

|   |  |  |
|---|--|--|
| 1 |  |  |
| 1 |  |  |

**QUEEN**AIRE



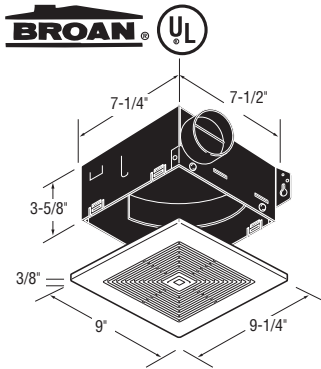
## NEWAIRE™ PLUG-IN OZONE GENERATOR\*

- Room size ozone generator designed for small constant ozone discharges • Safe and effective • Patented "Ion Wind" technology
- 100% chemical-free • Compact and portable

MFG #NAPLUGIN

**883006**

|   |  |  |
|---|--|--|
| 1 |  |  |
|---|--|--|



**50 CFM EXHAUST FAN**

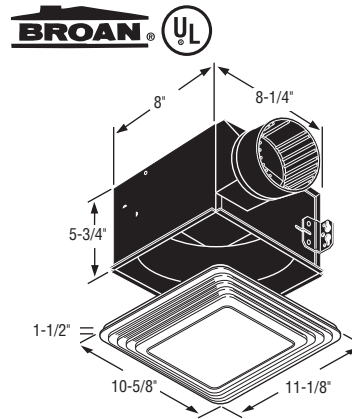
- Quality 50 CFM exhaust • 3" round duct • Ceiling or wall mount
- Torsion spring mounted grille • Permanently lubricated motor for quiet operation • Designer white grille

MFG #688 — COMPLETE UNIT

|                      |        |       |   |  |
|----------------------|--------|-------|---|--|
| <b>653005</b>        | 50 CFM | BOX   | 1 |  |
| MFG #1667H — HOUSING |        |       |   |  |
| <b>653104</b>        | 50 CFM | 6/BOX | 6 |  |
| MFG #1688F — TRIM    |        |       |   |  |
| <b>653105</b>        | 50 CFM | 6/BOX | 6 |  |



ORDER IN MULTIPLES SHOWN

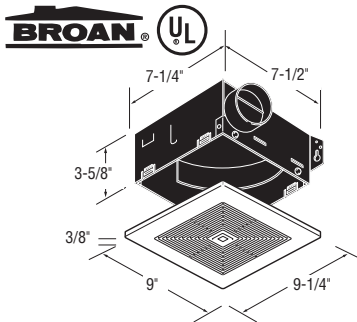


**PREMIUM CEILING EXHAUST FAN**

- 4" round duct • Torsion spring mounted grille • 4 pole motor gives high exhaust at low sound levels • Centrifugal blower wheel
- Fast, easy installation • Designer white grille

MFG #684

|               |         |       |     |   |  |
|---------------|---------|-------|-----|---|--|
| <b>653000</b> | 80 CFM  | SONES | 2.5 | 1 |  |
| MFG #676      |         |       |     |   |  |
| <b>653010</b> | 110 CFM | SONES | 4.0 | 1 |  |

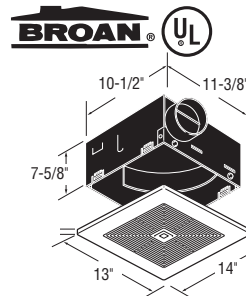


**DELUXE 70 CFM EXHAUST FAN**

- Durable Broan-designed blower wheel • Double strength steel mounting flanges • 3" round duct • Torsion spring mounted grille
- Fast, easy installation • Designer white grille

MFG #671

|               |        |       |     |   |  |
|---------------|--------|-------|-----|---|--|
| <b>653007</b> | 70 CFM | SONES | 6.0 | 1 |  |
|---------------|--------|-------|-----|---|--|

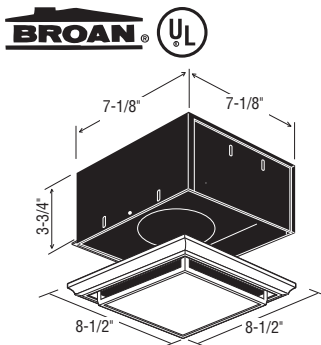


**SOLITAIRE SERIES 80 CFM EXHAUST FAN**

- Designed for larger bathrooms • Pre-wired outlet box for plug-in motor plate • Durable damper quietly eliminates backdrafts
- Permanently lubricated motor with resilient motor mounts
- Balanced centrifugal blower • UL listed for use over bathtubs and showers when connected to GFCI circuit

MFG #QTR080

|               |        |       |     |   |  |
|---------------|--------|-------|-----|---|--|
| <b>633002</b> | 80 CFM | SONES | 2.5 | 1 |  |
|---------------|--------|-------|-----|---|--|

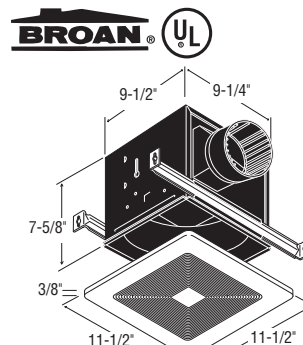


**DUCTLESS BATH FAN**

- Used where no duct exists • 120 volts, 1 amp • Includes activated charcoal filter • Self-adjusting stylish grille • Removable motor for easy cleaning

MFG #682

|               |     |   |  |  |
|---------------|-----|---|--|--|
| <b>633106</b> | BOX | 1 |  |  |
|---------------|-----|---|--|--|



**SOLITAIRE® 130 CFM EXHAUST FAN**

- UL listed for over bathtubs and showers • 4" round duct
- Permanently lubricated motor • Easily adjusts, slide bar brackets span up to 24" • Torsion spring mounted grille • Designer white grille
- Pre-wired outlet box for plug-in motor plate

MFG #QTR110

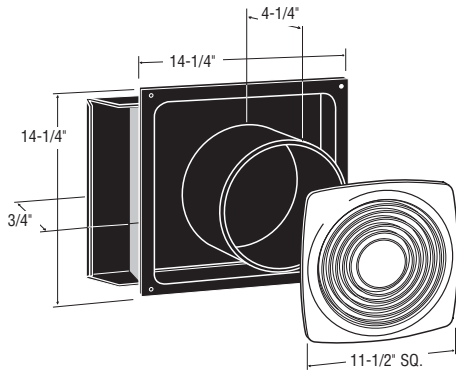
|               |         |       |     |   |  |
|---------------|---------|-------|-----|---|--|
| <b>653027</b> | 130 CFM | SONES | 2.5 | 1 |  |
|---------------|---------|-------|-----|---|--|





# EXHAUST FANS

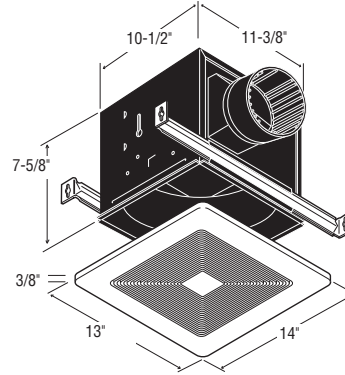
EXHAUST FANS



## THROUGH-WALL KITCHEN EXHAUST FAN

- 8-3/8" diameter sleeve
- Powerful, permanently lubricated motor
- Housing adjusts from 4-1/2" to 9-1/2" thick
- Ideal for kitchens or laundry rooms
- 8" Round duct
- Designer white grille

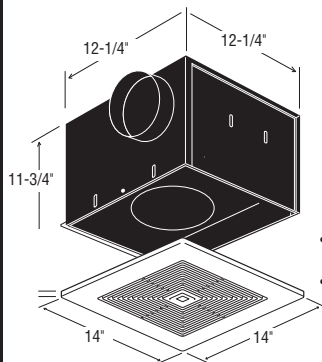
| MFG. #509     | CFM     | SONES | 1 |
|---------------|---------|-------|---|
| <b>653038</b> | 180 CFM | 5.0   | 1 |



## ULTRA SILENT EXHAUST FAN

- 110 CFM for bathrooms up to 100 square feet
- 80 CFM for bathrooms up to 75 square feet
- 4" round duct • Ultra quiet, permanently lubricated continuous duty motor • Easily adjustable side bar brackets span up to 24" • Torsion spring mounted white grille

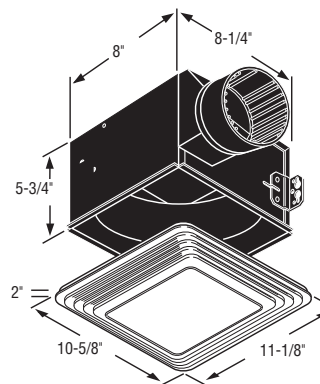
| MFG. #QTRE080 | CFM     | SONES | BOX | 1 |
|---------------|---------|-------|-----|---|
| <b>653131</b> | 80 CFM  | 1.5   | BOX | 1 |
| MFG. #QTRE110 |         |       |     |   |
| <b>653132</b> | 110 CFM | 1.5   | BOX | 1 |



## LO SONE® EXHAUST FAN

- Super quiet, permanently lubricated motor • White polymeric grille
- 120 volt • AMCA licensed for both air and sound

| DUCT          | MFG. #  | CFM | SONES | 1 |
|---------------|---------|-----|-------|---|
| 6" DUCT       |         |     |       |   |
| MFG. #L100    |         |     |       |   |
| <b>633109</b> | 100 CFM | 0.9 | 1     |   |
| MFG. #L150    |         |     |       |   |
| <b>633111</b> | 150 CFM | 1.5 | 1     |   |
| 8" DUCT       |         |     |       |   |
| MFG. #L200    |         |     |       |   |
| <b>633113</b> | 200 CFM | 1.7 | 1     |   |
| MFG. #L250    |         |     |       |   |
| <b>633115</b> | 250 CFM | 2.2 | 1     |   |
| MFG. #L300    |         |     |       |   |
| <b>653028</b> | 300 CFM | 2.9 | 1     |   |



## 50 CFM FAN LIGHT

- Type IC • Requires 100 watt bulb (not included)
- Shatter-resistant light diffusing lens
- Plug-in, permanently lubricated motor
- Designer white grille • UL listed for over bathtubs and showers when connected to a GFCI protected branch circuit
- 4" Round duct • J-can design

| MFG. #678             | CFM    | SONES | BOX   | 1 |
|-----------------------|--------|-------|-------|---|
| <b>653012</b>         | 50 CFM | 2.5   | BOX   | 1 |
| MFG. #2677H — HOUSING |        |       |       |   |
| <b>653106</b>         | 50 CFM | 2.5   | 4/BOX | 4 |
| MFG. #2678F — TRIM    |        |       |       |   |
| <b>653107</b>         | 50 CFM | 2.5   | 4/BOX | 4 |



ORDER IN MULTIPLES SHOWN

### ULTRA SILENT 80 CFM FAN LIGHT

- The industry's lowest sound levels for bath fans • Use 100 watt bulb (not included) • Separate 4-watt night light for safety (bulb not included) • Includes 4" round duct connector • UL listed for use over bathtub and showers when connected to a GFCI circuit
- Motor engineered for continuous use

| MEG #QTR080L  | CFM    | SONES | 1 |  |  |
|---------------|--------|-------|---|--|--|
| <b>633000</b> | 80 CFM | 1.0   | 1 |  |  |

### FAN/LIGHT/NIGHT LIGHT 100 CFM EXHAUST FAN

- Type IC • Plug-in, permanently lubricated motor and centrifugal blower wheel provide quiet ventilation • Designer white grille
- Uses 100 watt bulb and 7 watt night light (not included)
- Use three function switch #611961 (sold separately)

| MEG #750      | CFM     | SONES | 1 |  |  |
|---------------|---------|-------|---|--|--|
| <b>653034</b> | 100 CFM | 3.5   | 1 |  |  |

### 70 CFM FAN LIGHT

- Type IC • 4" round duct
- Plug-in, permanently lubricated motor
- Designer white grille
- UL listed for use over bathtubs and showers when connected to a GFCI protected branch circuit

| MEG #657      | CFM    | SONES | 1 |  |  |
|---------------|--------|-------|---|--|--|
| <b>653014</b> | 70 CFM | 4.0   | 1 |  |  |

### 3-IN-1 70 CFM HEATER/FAN/LIGHT

- 2.0 amp circuit required • 4" round duct • 1300 watt fan forced heater
- Uses 100 watt bulb (not included) • Designer white grille
- Fan and heater function independent or together

| MEG #655      | CFM    | SONES | 1 |  |  |
|---------------|--------|-------|---|--|--|
| <b>653113</b> | 70 CFM | 4.0   | 1 |  |  |

### 70 CFM FAN LIGHT

- Designer style white polymeric grille • Plug-in permanently lubricated motor • Shatter-resistant light diffusing lens
- 4" Round duct • Use 100 watt bulb (sold separately) • UL listed for use over bathtubs and showers when connected to GFCI circuit

| MEG #679      | CFM    | SONES | 1 |  |  |
|---------------|--------|-------|---|--|--|
| <b>633001</b> | 70 CFM | 3.5   | 1 |  |  |

### ONE BULB 70 CFM HEATER/FAN

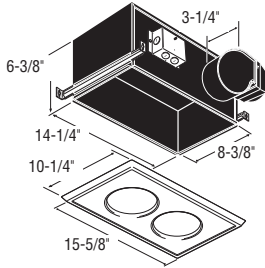
- Type IC • 4" round duct • Uses one 250 watt R40 infrared bulb (not included) • 853 Btu, 3.0 amps • Designer white color
- Overall housing dimensions: 6-3/8"H x 11-5/8"W x 8-1/8"L

| MEG #162      | CFM    | SONES | 1 |  |  |
|---------------|--------|-------|---|--|--|
| <b>653103</b> | 70 CFM | 3.5   | 1 |  |  |



# HEATERS AND REPAIR PARTS

HEATERS



## TWO BULB 70 CFM HEATER/FAN

- 1707 Btu, 5.0 amps • 4" round duct • Type IC
- Uses two 250 watt R40 infrared bulbs (not included)
- Overall housing dimensions: 6-3/8"H x 11-5/8"W x 14-1/4"L
- Designer white color

| MFG #164      | CFM    | SONES |   |  |
|---------------|--------|-------|---|--|
| <b>653110</b> | 70 CFM | 3.5   | 1 |  |




**NEW!!**



## ULTRA SILENT SERIES BATH FAN

- The industry's quietest and most efficient fans
- 6" Ducting • HVI certified • Type IC • Grille dimensions: 14" x 15"
- Housing measures 10-1/2" x 11-3/8" x 7-5/8" deep-Lens measures 14" x 15" • Energy Star rated • 3 year MFG warranty

| MFG #         | CFM | SONES |   |  |
|---------------|-----|-------|---|--|
| <b>633403</b> | 80  | 0.3   | 1 |  |
| <b>633404</b> | 110 | 0.3   | 1 |  |



**NEW!!**

## ONE BULB 70 CFM RECESSED FAN LIGHT

- Uses 75W bulb • 4" Round Duct Connector
- Type IC airtight housing • Includes 6" white trim
- Blends in with other recessed lights in the house

| MFG #744      | CFM    | SONES |   |  |
|---------------|--------|-------|---|--|
| <b>633400</b> | 70 CFM | 1.5   | 1 |  |



**NEW!!**

## BATH FAN UPGRADE KIT

- Upgrades old Broan or NuTone economy bath fans to 60 CFM and a quiet 3.0 Sones • Includes new deluxe grille which allows use of existing housing and duct work
- Complete replacement in less than 10 minutes

| MFG #690      |  |  |   |  |
|---------------|--|--|---|--|
| <b>633405</b> |  |  | 1 |  |

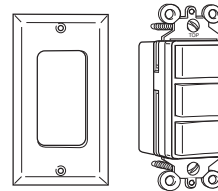


**NEW!!**

## DECORATIVE 70 CFM FAN LIGHT

- Mfg# 754RB – Oil Rubbed Bronze • Mfg# 754SN – Satin Nickel
- Decorative Bath Fan/Light • White Alabaster Glass
- 13-1/8" Diameter base • 4" Round duct • Housing Measures 8"x 8-1/4"x 5-3/4" deep • Uses 2 standard candelabra bulbs; 60 watt maximum (not included) • Perfect for matching faucets and other bath accessories

| MFG #         | FINISH            | CFM | SONES |   |  |
|---------------|-------------------|-----|-------|---|--|
| <b>633401</b> | OIL RUBBED BRONZE | 70  | 3.5   | 1 |  |
| <b>633402</b> | SATIN NICKEL      | 70  | 3.5   | 1 |  |



## THREE FUNCTION COMBINATION SWITCH

- Three independent 15 amp rocker switches • 120 volt
- Designer white • Fits single gang opening
- Use with heater/fan/light #653113 (sold separately)

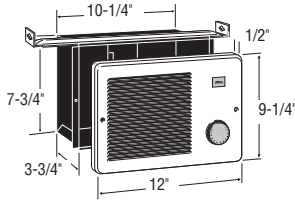
| MFG #66W      |  |  |   |  |
|---------------|--|--|---|--|
| <b>611961</b> |  |  | 1 |  |



\*REGISTERED TRADE NAME OR MARK OF THE ORIGINAL MANUFACTURER OF THE PRODUCT WHICH THIS PART FITS; NOT OWNED, ASSOCIATED OR TO BE CONFUSED WITH OUR COMPANY.



1500 WATT WALL HEATER



| WATTS      | VOLTS | BTU       |
|------------|-------|-----------|
| 750/1500   | 208   | 2560/5120 |
| 1000/2000† | 240   | 3413/6827 |

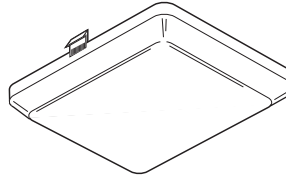
- Field convertible to a choice of wattages/voltages
- Heavy 20 gauge steel white grille
- Built-in adjustable thermostat
- Mounts between studs or on surface
- Alloy heating element provides heat in seconds
- Complete assembly removes from housing for easy cleaning
- Factory wired to 2,000 watts

MFG.#178  
653137

1



BATH FAN LIGHT LENS



- Fits# 655A, 655B, 656A, 656B, 657A, 657B, 659A, 659B, 659C, 678A, 678B, 678C, 678D, 679A, 679B, 679FL-A, 695A, 695B, 695C, 696A, 696B and 696C • Snaps in place

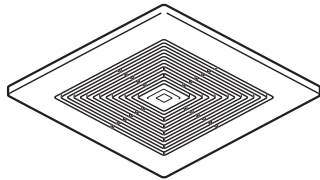
MFG.#BP25

653083

6-7/8" x 7-7/8"

BAG

1/6



BATH FAN GRILLE


- For use with #653005, 653007 or Broan #688 and 671
- White plastic • Torsion spring mounted

653079

9" x 9-1/4"

BAG

1/12



METAL BATH FAN GRILLE

- Fits Broan #660, 662, 664, 665, 666 and 668
- Universal fit - fits most others

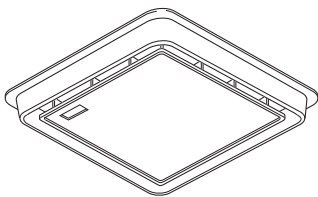
MFG.#BP24

653084

10-1/4" SQUARE

BAG

1/15



BATH FAN GRILLE

- Use with spring mount bath fans • Fits Broan #663, 670, 671, 675, 688 and 689 which use two springs to mount grille
- Also fits many bath fans from Nautilus, Sears and others\*

MFG.#BP20

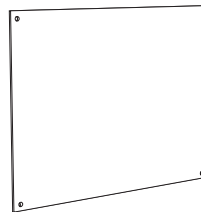
653082

10" SQUARE

BAG

1/6

RANGE AND STOVE WALL SPLASH PLATE



- Reversible 30" x 24" wall backsplash with 4 mounting screws • Protects wall behind range

653055

WHITE/ALMOND

BOX

1/3

560433

BISQUE/BLACK

BOX

1/3

\*REGISTERED TRADE NAME OR MARK OF THE ORIGINAL MANUFACTURER OF THE PRODUCT WHICH THIS PART FITS; NOT OWNED, ASSOCIATED OR TO BE CONFUSED WITH OUR COMPANY.





**ALL ITEMS ON THIS PAGE ARE SHIPPED  
DIRECT FROM THE FACTORY  
FREIGHT PREPAID ON \$900**



**DECORATIVE  
BATH FAN/LIGHT**

- 70 CFM, 3.5 sones • Corrosion resistant antique crackle finished cast • Uses 2 standard candelabra bulbs - 60 watt maximum (not included) • Frosted glass globe

MFG# 755

**1633106** ANTIQUE CRACKLE BOX | 1 |

MFG# 758

**1633109** WHITE BOX | 1 |



**DECORATIVE  
BATH FAN/LIGHT**

- 70 CFM, 3.5 sones • Corrosion resistant satin nickel finish • Uses 2 standard candelabra bulbs - 60 watt maximum (not included) • Alabaster glass globe

MFG# 754SN

**1633108** BOX | 1 |



**DECORATIVE  
BATH FAN/LIGHT**

- 70 CFM, 3.5 sones • Corrosion resistant oil rubbed bronze finish • Uses 2 standard candelabra bulbs - 60 watt maximum (not included) • Alabaster glass globe

MFG# 754RB

**1633107** BOX | 1 |



**DECORATIVE  
BATH FAN/LIGHT**

- 80 CFM, 2.5 sones • Corrosion resistant satin nickel finish • Uses 2 standard candelabra bulbs - 60 watt maximum (not included) • Frosted glass globe

MFG# 757SN

**1633113** BOX | 1 |

BROAN

**ALL ITEMS ON THIS PAGE ARE SHIPPED  
DIRECT FROM THE FACTORY  
FREIGHT PREPAID ON \$900**



**BATH FAN LIGHT**

- 26 watt, fluorescent bulb included
- 4 watt night light • 6" ducting
- HVI certified • Type IC
- Grille dimension - 13-3/8" x 14-1/4"

MFG# QTKE080FL

**1633124**      80 CFM      BOX      |      1      |

MFG# QTXE110FL

**1633127**      110 CFM      BOX      |      1      |




**DECORATIVE BATH FAN/LIGHT**

- 80 CFM, 2.5 sones
- Corrosion resistant white finish base • Uses 2 candelabra bulbs - 60 watt maximum (not included)
- Frosted glass globe

MFG# 756

**1633111**      BOX      |      1      |



**DECORATIVE BATH FAN/LIGHT**

- 80 CFM, 2.5 sones
- Corrosion resistant pewter finish
- Uses 2 standard candelabra bulbs - 60 watt maximum (not included)
- Frosted glass globe

MFG# 757PT

**1633112**      BOX      |      1      |



**BATH FAN**

- 6" ducting • HVI certified • Type IC
- Grille dimensions - 14" x 15"

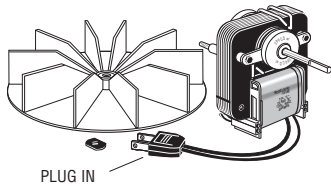
MFG# QTXE050

**1633122**      50 CFM      BOX      |      1      |

BROAN

# FAN MOTORS

FAN MOTORS

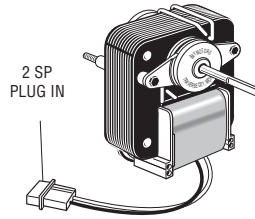


## EXHAUST FAN AND MOTOR KIT

- Direct replacement for Nutone #65878, Broan and most other popular 50 CFM vent fans • 4-1/2" diameter fan blade
- Kit includes motor and fan blade

MEG #C01550

**653015** VFM-100 BOX | 1/12 |

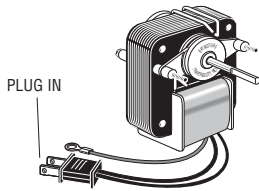


## RANGE HOOD FAN MOTOR

- Direct replacement for Nutone #52367, Broan and other popular 2-speed range hood motors

MEG #C01551

**653016** VFM-101 BOX | 1/12 |

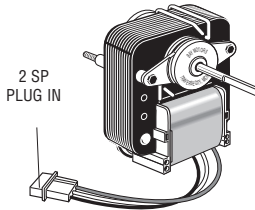


## VENT FAN MOTOR

- Direct replacement for Nutone #63675 • For combination vent, heater light; Models #9605-N and #9665-N

MEG #C01552

**653019** VFM-103 BOX | 1/12 |




## RANGE HOOD FAN MOTOR

- Direct replacement for Nutone #C-27987 2-speed motor
- For model M9T range hoods

MEG #C01554

**653022** VFM-105 BOX | 1/12 |




## VENT FAN MOTOR

- Direct replacement for Nutone #C-68627 • Replaces motor in #C-68626 motor, bracket and blower assembly for Models #9425F, #94415F, #9415FA, #9425FA

MEG #C01555

**653023** VFM-106 BOX | 1/12 |



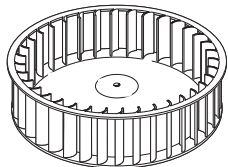
## VENT FAN MOTOR

- Direct replacement for Nutone 66582 - combination vent, heater, light
- 120 Volt • 3000 RPM

MEG #C01553

**504142** VFM-104 BOX | 1/12 |

*Supco*




## NUTONE PLASTIC EXHAUST FAN BLOWER WHEEL

- Exact OEM replacement • Replaces Nutone #5900A
- CCW rotation • 1/4" arbor • 5-3/4" diameter
- 2" width - 1/4" shaft hole

MEG #FB590

**631105** | 1/20 |



## VENT FAN MOTOR

- #504146 for use in small fans found in bathroom ventilators, range hoods, electric heaters and refrigeration equipment 120V, 3000 RPM
- #504147 and #504148 for use in kitchen ventilation and exhaust fans, replacement for most manufacturers 115V, 1550 RPM

MEG #C01671

| HP            | ROTATION     | BOX | 1/12 |
|---------------|--------------|-----|------|
| <b>504146</b> | 1/250 CW/CCW | BOX | 1/12 |

MEG #692

|               |         |     |      |
|---------------|---------|-----|------|
| <b>504147</b> | 1/75 CW | BOX | 1/12 |
|---------------|---------|-----|------|


MEG #693

|               |           |     |      |
|---------------|-----------|-----|------|
| <b>504148</b> | 1/100 CCW | BOX | 1/12 |
|---------------|-----------|-----|------|

**ALL ITEMS ON THIS PAGE ARE SHIPPED  
DIRECT FROM THE FACTORY  
FREIGHT PREPAID ON \$900**



**NuTone**



## BIG HEAT™ PORTABLE HEATER

- Two fan forced heating settings: 1500 watt and 1200 watt
- Durable and attractive wood grain finish
- Simple two-knob operation • Compact and portable: 4-3/4" x 5" x 6"
- Merchandiser size: 23-3/4" x 14-3/4" x 64"; includes 24 heaters

MFG #6200MY - MERCHANDISER DISPLAY

**1633460**


1

MFG #6200 - REPLACEMENT HEATER

**1633461**

1

**NuTone**



## AUXILIARY HEATER

- Kickspace heater • Fan forced for maximum comfort • Use for family room, offices and dens
- Available with thermostat or without • Steel-sheathed, plate finned, heavy-duty enclosed heating element
- Factory wired for 2000W at 240V AC • Adjustable, built-in heavy-duty disc-type thermostat
- Manual reset overload protection • Internal fan delay prevents cold air delivery

MFG #9112NT — WITH THERMOSTAT

**1633462**

WHITE

VOLTS

240

WATTS

1500

1

MFG #9114NT — WITHOUT THERMOSTAT

**1633463**

WHITE

240

1500

1

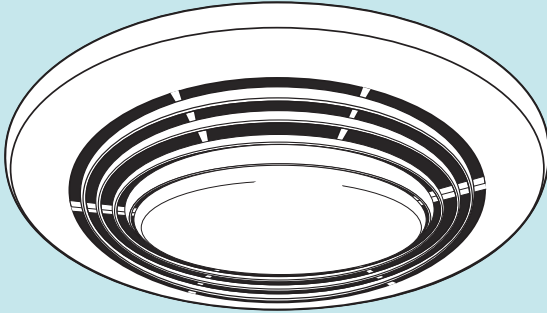
NUTONE



**ALL ITEMS ON THIS PAGE ARE SHIPPED  
DIRECT FROM THE FACTORY  
FREIGHT PREPAID ON \$900**

NUTONE

NuTone



**QUIETTEST™  
HEAT-A-VENTLITE®**

- Powerful ventilation • Bright ceiling light • Convenient night light
- Soothing heat (fan forced) • Enamel finish

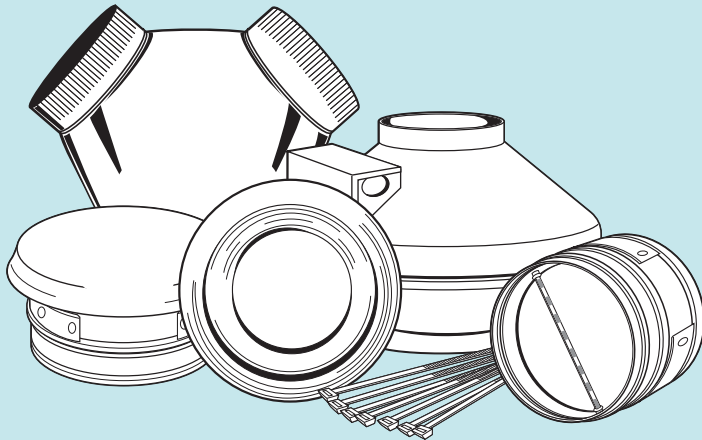
MFG.#QT-9093WH  
**1633464**  
MFG.#QT-9093FWH — FLUORESCENT  
**1633465**

WHITE  
WHITE

CFM  
110  
70

|   |
|---|
| 1 |
| 1 |

NuTone



**IN-LINE FAN**

- Fan motor only
- Kits and accessories sold separately
- Powerful and efficient fans clear the air in bathrooms, spas and offices
- Rounded grill
- In-line motors are built to last

MFG.#ILF-130  
**1633466**  
MFG.#ILF-250  
**1633467**

DUCT  
5"  
6"

CFM  
130  
250

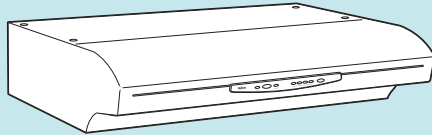
AMPS  
.37  
.80

|   |
|---|
| 1 |
| 1 |

**ALL ITEMS ON THIS PAGE ARE SHIPPED  
DIRECT FROM THE FACTORY  
FREIGHT PREPAID ON \$900**



**NuTone**



**ALLURE III  
RANGE HOOD**

- Ultra quiet 0.4 sones at normal speed • Powerful 400 CFM boost
- Easy to clean Dupont Silverstone® bottom pan
- Three level light setting, dual halogen lamp
- Advanced Heat Sentry™ detects excessive heat
- Professional style filter; dishwasher safe
- Offers four-way convertibility 3-1/4" x 10" (horizontal and vertical), 7" round (vertical) and non-ducted (non-ducted filters sold separately)

MFG #WS330WW

|                |     |       |   |
|----------------|-----|-------|---|
| <b>1633450</b> | 30" | WHITE | 1 |
|----------------|-----|-------|---|

MFG #WS330AA

|                |     |        |   |
|----------------|-----|--------|---|
| <b>1633451</b> | 30" | ALMOND | 1 |
|----------------|-----|--------|---|

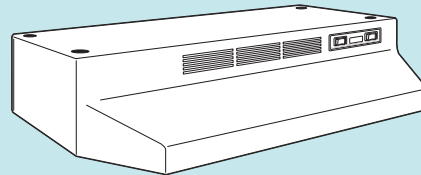
MFG #WS336WW

|                |     |       |   |
|----------------|-----|-------|---|
| <b>1633452</b> | 36" | WHITE | 1 |
|----------------|-----|-------|---|

MFG #WS336AA

|                |     |        |   |
|----------------|-----|--------|---|
| <b>1633453</b> | 36" | ALMOND | 1 |
|----------------|-----|--------|---|

**NuTone**



**NON-DUCTED  
RANGE HOOD**

- Charcoal filter included • 75 watt lamp
- Dependable, reliable unit • Economy hood

MFG #RL6230WH

|                |     |       |   |
|----------------|-----|-------|---|
| <b>1633476</b> | 30" | WHITE | 1 |
|----------------|-----|-------|---|

MFG #RL6230AL

|                |     |        |   |
|----------------|-----|--------|---|
| <b>1633477</b> | 30" | ALMOND | 1 |
|----------------|-----|--------|---|

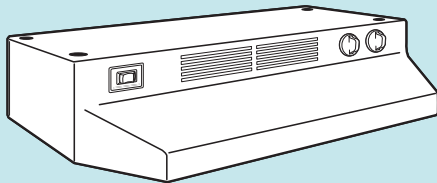
MFG #RL636WH

|                |     |       |   |
|----------------|-----|-------|---|
| <b>1633478</b> | 36" | WHITE | 1 |
|----------------|-----|-------|---|

MFG #RL6236AL

|                |     |        |   |
|----------------|-----|--------|---|
| <b>1633479</b> | 36" | ALMOND | 1 |
|----------------|-----|--------|---|

**NuTone**



**RANGE HOOD**

- Deluxe performance • Adjustable speed control • 190 CFM
- 7.0 sones • 75 watt cooktop light
- Convertible: installs 3-1/4" x 10" (vertical or horizontal), 7" round (vertical) or non-ducted (non-ducted filter #FKM65 sold separately)

MFG #SM6530WW

|                |     |       |   |
|----------------|-----|-------|---|
| <b>1633472</b> | 30" | WHITE | 1 |
|----------------|-----|-------|---|

MFG #SM6530AA

|                |     |        |   |
|----------------|-----|--------|---|
| <b>1633473</b> | 30" | ALMOND | 1 |
|----------------|-----|--------|---|

MFG #SM6536WW

|                |     |       |   |
|----------------|-----|-------|---|
| <b>1633474</b> | 36" | WHITE | 1 |
|----------------|-----|-------|---|

MFG #SM6536AA

|                |     |        |   |
|----------------|-----|--------|---|
| <b>1633475</b> | 36" | ALMOND | 1 |
|----------------|-----|--------|---|



**QUIET HOOD  
30" RANGE HOOD**

- 200 CFM, 4.5 sones • Infinitely adjustable, rotary speed control • Convertible versatility

MFG# QT230BL

|                |       |   |
|----------------|-------|---|
| <b>1633129</b> | BLACK | 1 |
|----------------|-------|---|

MFG# QT 230WW

|                |       |   |
|----------------|-------|---|
| <b>1633131</b> | WHITE | 1 |
|----------------|-------|---|

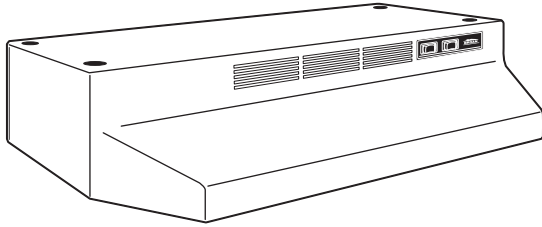
MFG# QT230AA

|                |        |   |
|----------------|--------|---|
| <b>1633132</b> | ALMOND | 1 |
|----------------|--------|---|

NUTONE

# RANGE HOODS

RANGE HOODS

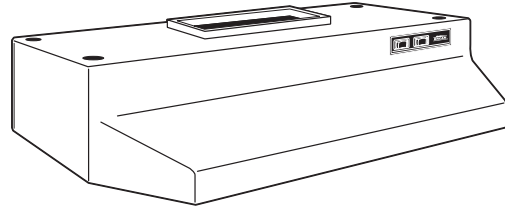


## 30" WIDE NON-DUCTED RANGE HOOD

- Microtek® system filter, 9 times more effective than other brands
- 2 speed motor • Uses one 75 watt bulb (not included)
- 120 volt, 2.0 amp • Vent-free, 8.70 RHP index



|             |               |                 |   |  |
|-------------|---------------|-----------------|---|--|
| MFG #413001 | <b>653040</b> | WHITE           | 1 |  |
| MFG #413008 | <b>653047</b> | ALMOND          | 1 |  |
| MFG #413002 | <b>556056</b> | BISQUE          | 1 |  |
| MFG #413004 | <b>633118</b> | STAINLESS STEEL | 1 |  |

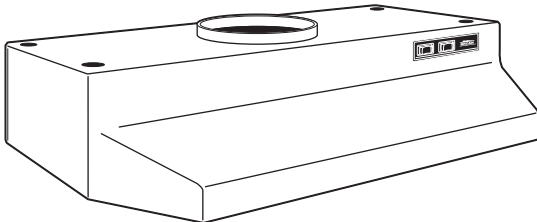


## 30" WIDE RECTANGULAR DUCTED RANGE HOOD

- 5.5 sones - 160 CFM • Fits 3-1/4" x 10" duct • Built-in damper
- 10-1/2" x 8-3/4" dishwasher safe aluminum grease filter
- 120 volt, 2.0 amp • Vertical or horizontal ducting • 2 speed motor
- Uses one 75 watt bulb (not included)



|             |               |                 |   |  |
|-------------|---------------|-----------------|---|--|
| MFG #403001 | <b>653054</b> | WHITE           | 1 |  |
| MFG #403008 | <b>653061</b> | ALMOND          | 1 |  |
| MFG #403002 | <b>556058</b> | BISQUE          | 1 |  |
| MFG #403004 | <b>633119</b> | STAINLESS STEEL | 1 |  |

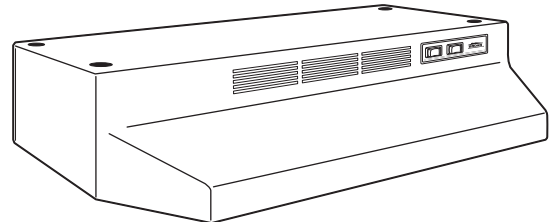


## 30" WIDE 7" ROUND DUCT RANGE HOOD

- 5.5 sones - 190 CFM • 120 volt, 2.5 amp
- 10-1/2" diameter dishwasher safe aluminum grease filter
- 2 speed motor • Uses one 75 watt bulb (not included)



|             |               |                 |   |  |
|-------------|---------------|-----------------|---|--|
| MFG #423001 | <b>653068</b> | WHITE           | 1 |  |
| MFG #423008 | <b>653075</b> | ALMOND          | 1 |  |
| MFG #423002 | <b>556057</b> | BISQUE          | 1 |  |
| MFG #423004 | <b>633120</b> | STAINLESS STEEL | 1 |  |



## NON-DUCTED RANGE HOOD

- Includes Microtec® filter system • 2850 RPM motor, 2 amp, 120 volt
- Rocker fan and light switch • 2 speed fan switch




|                         |               |        |     |   |  |
|-------------------------|---------------|--------|-----|---|--|
| 24" WIDE<br>MFG #41000  | <b>633107</b> | WHITE  | BOX | 1 |  |
| MFG #412408             | <b>633108</b> | ALMOND | BOX | 1 |  |
| 36" WIDE<br>MFG #413601 | <b>653045</b> | WHITE  | BOX | 1 |  |
| MFG #413608             | <b>653043</b> | ALMOND | BOX | 1 |  |

**ALL ITEMS ON THIS PAGE ARE SHIPPED  
DIRECT FROM THE FACTORY**

**F.O.B. FACTORY  
\$600 MINIMUM ORDER REQUIRED**



**NuTone** 




**50 CFM  
FAN**

- 50 CFM exhaust fan at 2.5 sones
- Available in builder packs

MFG #696N  
**1633430**

1

**NuTone** 




**100 CFM DELUXE  
FAN/LIGHT**

- 100 watt light and 7 watt night light
- For tub/shower enclosure

MFG #8663RP  
**1633442**

1

**NuTone** 



**HEATER/FAN/LIGHT**

- 1500 watt fan forced heat • Fits easily into 2" x 6" beam

MFG #665RP  
**1633434**


1

NUTONE



# DUCTING

DUCTING



## FLEXIBLE METALLIC DUCTING

- Metallic flexible ducting withstands temperatures up to 284°
- For dryer venting, exhaust venting
- Better contains the hazards of a flash fire from lint build-up and dryer malfunction
- 4" diameter



MFG #F0425

**531122** 4" x 25' BULK | 1 |

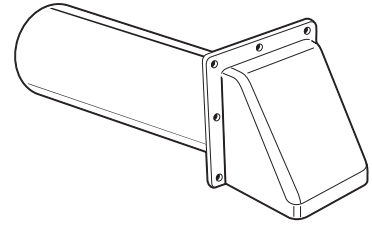


## FLEXIBLE ALUMINUM DUCTING

- 4" diameter x 8' • Fire resistant aluminum duct
- Permanently attached connectors make installation easier • Semi-rigid, yet flexible

MFG #AM48

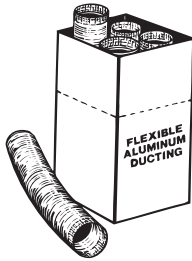
**531075** BULK | 1/9 |



## VENT HOOD AND PIPE

- Aluminum pipe and non-corrosive durable plastic hood • Birdguard

**X1261** 4" BULK | 1 |



## FLEXIBLE ALUMINUM DUCTING

- Flexible semi-rigid duct expands to 8' long
- For clothes dryer, bathroom, kitchen or attic venting • Case dimensions: 28.5"H x 13.5"W x 13.5"D

MFG #A038/16

ORDER IN MULTIPLES SHOWN


**531118** 3" x 8' BULK | 16 |

MFG #A048/9

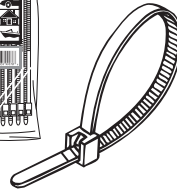
**531119** 4" x 8' BULK | 9 |

MFG #A068/4

**531107** 6" x 8' BULK | 3 |

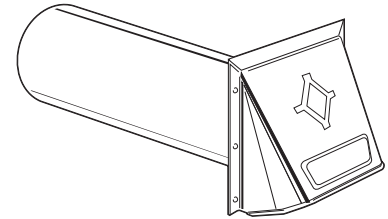


## NATURAL HEAVY DUTY DUCT TIES



TENSILE  
LENGTH STRENGTH

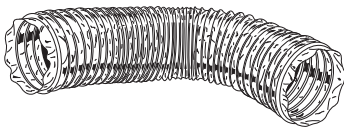
| 6-1/2" MAX. BUNDLE DIAMETER SIZE |          |      |
|----------------------------------|----------|------|
| <b>461801</b> 21-11/16"          | 175 LBS. | 1/10 |
| 9-1/2" MAX. BUNDLE DIAMETER SIZE |          |      |
| <b>461813</b> 32"                | 175 LBS. | 1/10 |
| 14" MAX. BUNDLE DIAMETER SIZE    |          |      |
| <b>461825</b> 46"                | 175 LBS. | 1/10 |



## VENT HOOD AND PIPE

- Aluminum pipe with durable aluminum hood

**531105** 4" BULK | 1/12 |

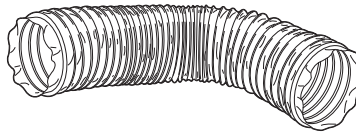


## METALLIC FLEXIBLE DUCTING

- 4" diameter x 8' • Approved by dryer manufacturers • Fire resistant aluminum duct • Meets all building codes UL 2158A

MFG #FT0408B

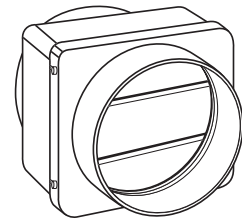
**531156** DISPLAY BAG | 1/6 |



## FLEXIBLE VENT HOSE

ORDER QUANTITY OF  
1=ONE PIECE

|              |            |     |      |
|--------------|------------|-----|------|
| <b>X1242</b> | 4" x 5 FT  | BAG | 1/12 |
| <b>X1243</b> | 4" x 8 FT  | BAG | 1/12 |
| <b>X1239</b> | 4" x 50 FT | BAG | 1    |
| <b>X3239</b> | 3" x 50 FT | BAG | 1/12 |



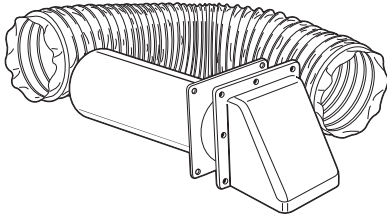
## BACK DRAFT DAMPER

- Made of durable white plastic
- Stops cold air from entering your dryer

**531106** 4" CARD | 1/12 |

# DUCTING AND VENT KITS

DUCTING



## SUPER-FLEX HOSE DRYER VENT KIT

- Aluminum pipe and non-corrosive durable plastic hood
- Kit includes 1 vent hood, 1 vinyl hose, 2 plastic clamps
- Includes guard to prevent birds from building nests

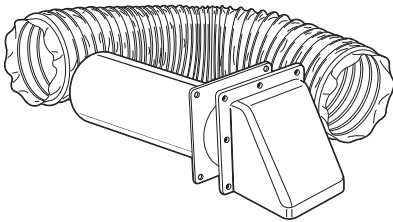
|               |       |     |     |  |
|---------------|-------|-----|-----|--|
| <b>531178</b> | 5 FT. | BAG | 1/6 |  |
| <b>531179</b> | 8 FT. | BAG | 1/6 |  |



## IN-WALL DRYER VENT BOX

- Solves tight space venting problems
- Allows dryer vent connection to be made in the wall

|               |     |      |  |
|---------------|-----|------|--|
| <b>531073</b> | BAG | 1/12 |  |
|---------------|-----|------|--|



## VINYL HOSE VENT KIT

- Aluminum pipe and non-corrosive durable plastic hood
- Kit includes 1 vent hood, 1 vinyl hose, 2 plastic clamps
- Includes guard to prevent birds from building nests
- Excellent for standard bathroom vent fans
- Not recommended for clothes dryers

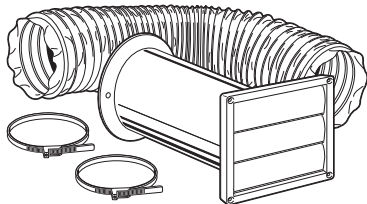
|                          |  |     |      |  |
|--------------------------|--|-----|------|--|
| <small>5 FT. KIT</small> |  |     |      |  |
| <b>531180</b>            |  | BAG | 1/12 |  |
| <small>8 FT. KIT</small> |  |     |      |  |
| <b>531181</b>            |  | BAG | 1/12 |  |



## CLOSE CONNECT DRYER VENT

- Solves tight space venting problems

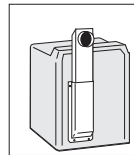
|               |     |     |  |
|---------------|-----|-----|--|
| <b>531074</b> | BAG | 1/6 |  |
|---------------|-----|-----|--|



## LOUVERED VENT KIT

- 4" white polypropylene hood kit includes 11" aluminum pipe, vinyl hose, collar, 2 clamps

|                          |       |     |      |  |
|--------------------------|-------|-----|------|--|
| <small>MFG #SK5W</small> |       |     |      |  |
| <b>531110</b>            | 5 FT. | BOX | 1/10 |  |
| <small>MFG #SK8W</small> |       |     |      |  |
| <b>531111</b>            | 8 FT. | BOX | 1/10 |  |



## ALUMINUM DRYER VENT

- Solves tight space venting problems
- Allows dryer installation 3" from wall
- Vertical, horizontal or diagonal installation
- 4" opening • Ideal for dryers located in closets
- Adjustable, 17" - 28"

|               |             |   |  |
|---------------|-------------|---|--|
| <b>531158</b> | DISPLAY BOX | 1 |  |
|---------------|-------------|---|--|

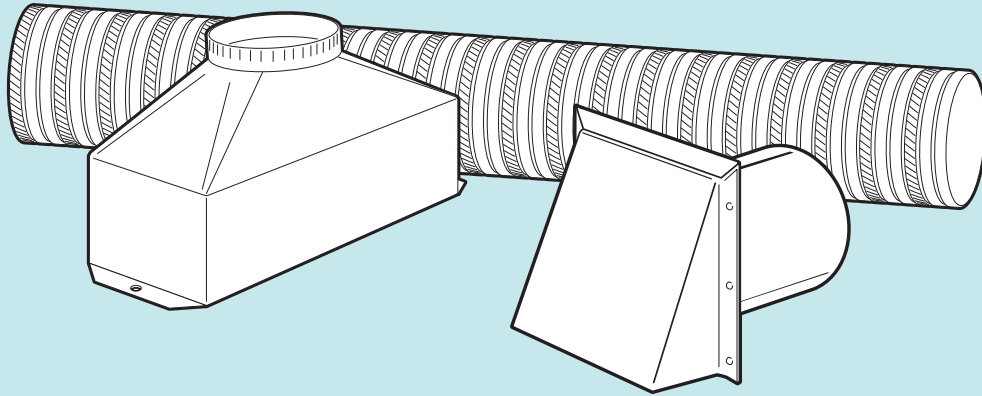


**ALL ITEMS ON THIS PAGE ARE SHIPPED  
DIRECT FROM THE FACTORY**

**F.O.B. FACTORY  
\$150 MINIMUM ORDER REQUIRED**

DEFLECT-O

**deflect-o®**



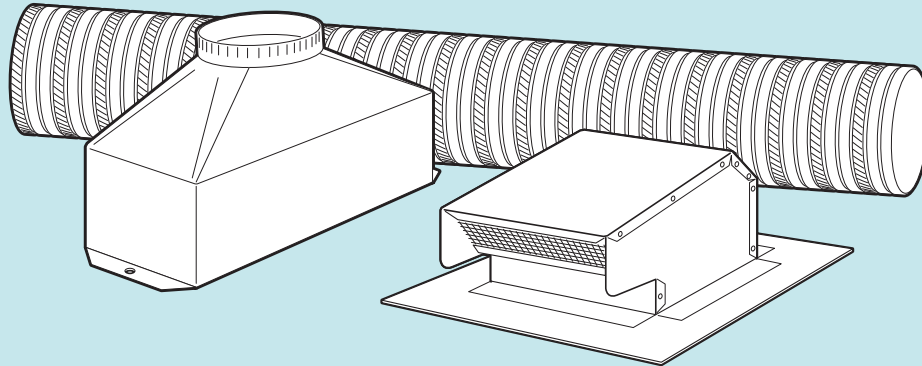
### KITCHEN RANGE HOOD DUCT KIT

- Wall installation • Includes: 7" x 8' semi-rigid aluminum duct, 7" aluminum vent hood with tailpiece, 3-1/4" x 10" rectangular to 7" round galvanized transition

MFG.#DRKW  
1531000

1

**deflect-o®**



### KITCHEN RANGE HOOD DUCT KIT

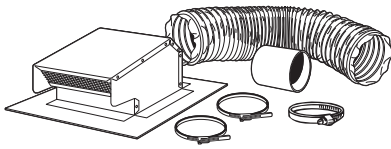
- Roof installation • Includes: 7" x 8' semi-rigid aluminum duct, screened roof cap with damper (self-flashing), 3-1/4" x 10" rectangular to 7" round galvanized transition

MFG.#DRKR  
1531001

1

# VENTING AND CLAMPS

VENTS & CLAMPS




## ALUMINUM THROUGH-THE-ROOF VENT KIT

- For bathroom or dryer do-it-yourself venting
- Damper, built-in bird screen • 4" kit includes 8 foot vinyl hose, roof cap and 2 ratchet clamps



531115 BOX 1

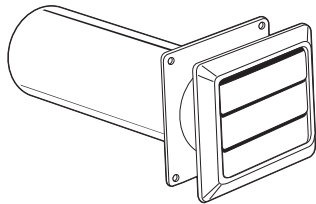
**WHILE SUPPLIES LAST!**



## BATHROOM & EXHAUST FAN VENT KIT

- Bathroom ventilation for 3 and 4 inch
- Easy to install • For use with any make bathroom fan or exhaust unit
- 4-5 foot kit • Kit includes: 4" white SUppurr-vent® hood, 12" aluminum pipe, 5 foot vinyl hose, collar, 2 clamps, 4" to 3" neoprene reducer


531152 DISPLAY BOX 1/10



## LOUVER HOOD ASSEMBLY

- 4" white polypropylene louver with collar and 12" aluminum pipe • Unassembled

531112 BOX 1/12



## LOUVER HOOD

- Fits 4" duct size • Louver design
- Durable polypropylene construction with UV inhibitors

531108 BULK 1/12



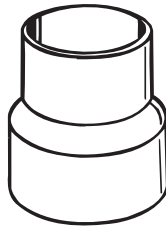
## ENERGY SAVING INDOOR DRYER LINT TRAP KIT

- Ideal for apartments, condos and laundry hook-ups without outside access
- Traps lint in water • Requires no cutting or drilling • Includes 4" x 5 foot hose and 2 clamps




531116 DISPLAY BOX 1/12

## PLASTIC INCREASER/REDUCER



- Adapts 4" to 3" diameter ducting

531125 BOX 1/12

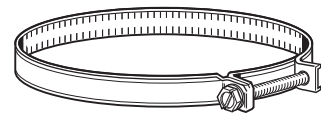


## METAL CLAMP

- Spring tension for dryer venting
- Fits 4" OD pipe size

ORDER IN MULTIPLES SHOWN

531129 BULK 10/50



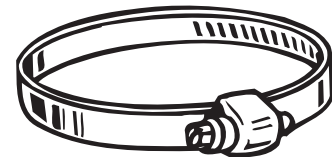
## STAINLESS STEEL CLAMP

- Slotted hex head screw for tightening



ORDER IN MULTIPLES SHOWN

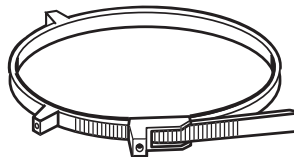
411405 4" 10/200



## METAL CLAMP

- Worm gear drive

531014 6" BULK 1/12



## PLASTIC CLAMP

- Plastic clamp adjusts for 3" or 4" OD pipe

ORDER IN MULTIPLES SHOWN

X1241 BULK 10/50



## DRYER VENT BRUSH

- 4" brush with 10' or 20' handle
- Extends dryer life • Lowers utility bills
- Conserves energy • Reduces drying times

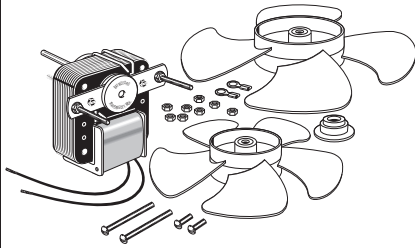
LENGTH

531741 10' 1/5  
531742 20' 1/5

# REFRIGERATOR REPAIR

APPLIANCE REPAIR

A.O. SMITH




## UTILITY MOTOR UNI-KIT

- Replaces the majority of 3-1/2" round or C-frame motors • 3,000 RPM
- All mounting hardware included also 5/16" and 1/4" shaft adapter
- 3/16" x 1-1/4" shaft
- Reversible, clockwise or counterclockwise
- 4, 5-1/2" fan blade sizes

|        | AMPS |      |     |      |
|--------|------|------|-----|------|
| 653024 | .32  | 240V | BOX | 1/12 |
| 653026 | .45  | 120V | BOX | 1/12 |

A.O. SMITH 

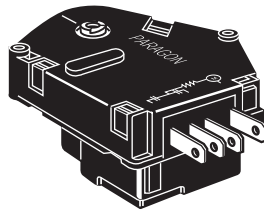


## UNIVERSAL UTILITY MOTOR KIT

- Replaces most round or "C" frame style motors • Includes: 4" CW fan blade, 5-1/2" CCW fan blade, mounting bracket, 1/4" shaft adapter and hub adapter
- Impedance protected • 5/8" stack size
- 3/16" x 1-1/4" shaft • 2 speed 120 volts
- 3000/1500 RPM

|        | AMP RATING | ROTATION |      |  |
|--------|------------|----------|------|--|
| 631102 | .55/34     | CW/CCW   | 1/27 |  |

Supco

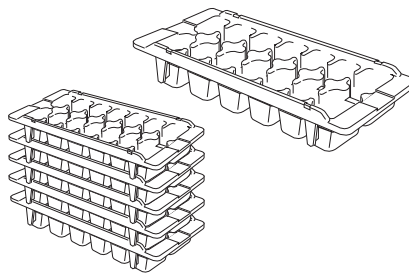


## GENERAL ELECTRIC DEFROST TIMER

- New style Paragon timer
- Will replace both the older classic design timers and the new OEM versions
- Fits General Electric refrigerators\*

MFG #WR9X330

|        |     |      |  |  |
|--------|-----|------|--|--|
| 647370 | BOX | 1/12 |  |  |
|--------|-----|------|--|--|

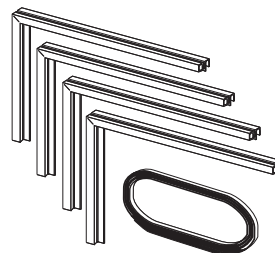


## PLASTIC ICE CUBE TRAY

- Blue heavy gauge plastic
- Package of 5

|        |  |      |  |  |
|--------|--|------|--|--|
| 631017 |  | 1/24 |  |  |
|--------|--|------|--|--|


Supco



## UNIVERSAL MAGNETIC DOOR GASKET KIT

- 32" x 55" max door size • Universal replacement for refrigerators and freezers
- Easily cuts to fit • Includes 4 L-shaped sections and gasket material

|        |     |      |  |  |
|--------|-----|------|--|--|
| 653260 | BOX | 1/10 |  |  |
|--------|-----|------|--|--|

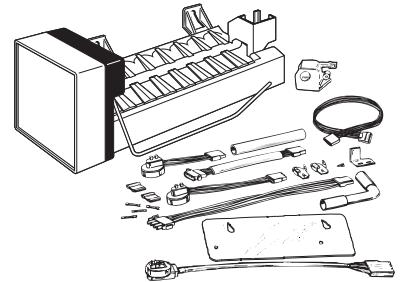


## GE REPLACEMENT ICEMAKER KIT

- Replacement for IM series GE icemakers
- Installs using existing wiring and plumbing

MFG #RIM300

|        |  |     |  |  |
|--------|--|-----|--|--|
| 631300 |  | 1/6 |  |  |
|--------|--|-----|--|--|

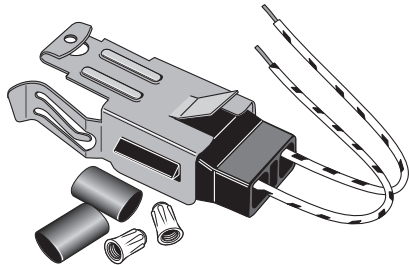


## UNIVERSAL ICEMAKER KIT

- Will replace most popular icemakers
- Kit contains 8 cavity crescent cube mold unit and six wiring harnesses for maximum replacement flexibility
- Includes universal 7" straight fill tube, Frigidaire angle tube for top fill and G.E. fill reservoir and plate

MFG #RIM2000

|        |  |   |  |  |
|--------|--|---|--|--|
| 631406 |  | 1 |  |  |
|--------|--|---|--|--|



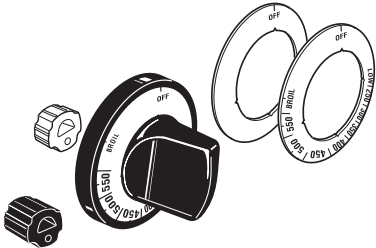
**WHIRLPOOL RANGE RECEPTACLE**

- Replacement for Whirlpool #330031 and #868464\*

MFG #RR110

631401

1/250



**UNIVERSAL GAS OVEN KNOB**

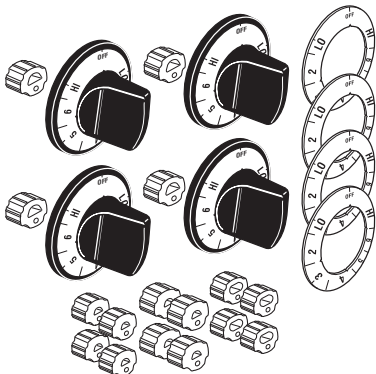
- Fits most gas model ranges • Black finish
- Includes 1 blank knob and 3 rings: blank, Lo 140° to Broil and Lo 250° to Broil
- Adapter inserts include: 1 white and 1 black



654121

CARD

1/6



**UNIVERSAL ELECTRIC SURFACE BURNER KNOB SET**

- Fits most electric model ranges • Black finish
- Adapter inserts include 4 each of red, green, yellow, grey and blue • Includes 4 blank knobs with 2 temp rings each




654161

CARD

1

**BURNER & OVEN KNOBS**



**UNIVERSAL GAS TOP BURNER KNOB SET**

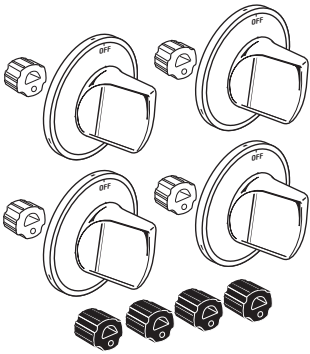
- Fits most gas model ranges • Black finish
- Includes 4 blank knobs
- Adapter inserts include: 4 white and 4 black



654114

CARD

1/6



**UNIVERSAL GAS SURFACE BURNER KNOB SET**


- Fits most gas model ranges
- Includes 4 blank knobs and 1 each of white and black adapters • Chrome finish



654110

CARD

1



**UNIVERSAL ELECTRIC SURFACE BURNER OR OVEN CONTROL KNOB**

- Fits most electric model ranges
- Black finish • Includes 1 black knob with a broil
- Adapter inserts include 1 each of red, green, yellow, grey and blue



654128

CARD

1/6

# CORDS AND RANGE SWITCHES

RANGE REPAIR

## APPLIANCE & POWER CORDS




**FLAT RANGE CORD**

- 50 amp • 2 #6 and 1 #8 wire SRDT



|        | LENGTH |        |      |
|--------|--------|--------|------|
| 647403 | 4 FT.  | SLEEVE | 1/12 |
| 647410 | 5 FT.  | SLEEVE | 1/12 |
| 647417 | 6 FT.  | SLEEVE | 1/12 |

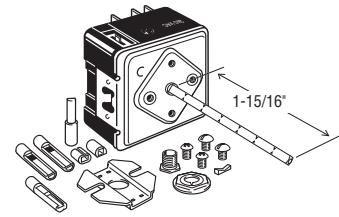


**ROUND DISPOSER CORD**

- 13A - 125V
- #16 gauge wire
- 3 conductor wire

|        | LENGTH |      |  |
|--------|--------|------|--|
| 647578 | 3 FT.  | 1/50 |  |


## SWITCHES



**UNI-KIT® ELECTRIC RANGE INFINITE CONTROL SWITCH**

- Shaft has easy break-off grooves for various shaft lengths • 240VAC, 5% input at low
- Uni-Kit® • Universal mounting type
- INF 240 PX-803


|        |     |       |  |
|--------|-----|-------|--|
| 654200 | BOX | 1/120 |  |
|--------|-----|-------|--|



**DRYER/RANGE CORD**

- 4 prong

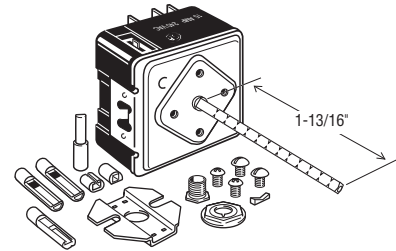
|        | DRYER | LENGTH |      |  |
|--------|-------|--------|------|--|
| 647480 | 4 FT. | 30A    | 1/12 |  |
| 647482 | 5 FT. | 30A    | 1/12 |  |
| 647484 | 6 FT. | 30A    | 1/12 |  |
|        | RANGE |        |      |  |
| 647420 | 4 FT. | 50A    | 1/12 |  |
| 647422 | 5 FT. | 50A    | 1/12 |  |



**HIGH HEAT PORCELAIN WIRE CONNECTOR**

- No. 3 medium wire connector

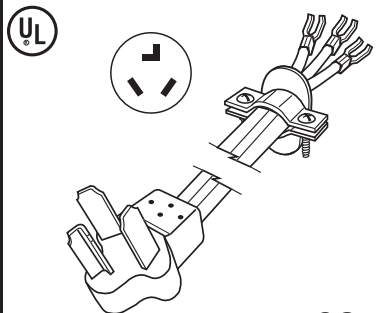
|        |        | PRICE PER BAG |  |  |
|--------|--------|---------------|--|--|
| 631428 | 15/BAG | 1/100         |  |  |



**UNI-KIT® ELECTRIC RANGE INFINITE CONTROL SWITCH**

- Shaft has easy break-off grooves for various shaft lengths • 240VAC, 5% input at low
- Uni-Kit® • Universal mounting type
- INF 240-597

|        |     |       |  |
|--------|-----|-------|--|
| 654207 | BOX | 1/120 |  |
|--------|-----|-------|--|

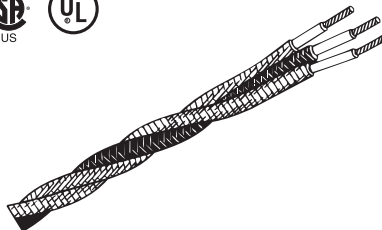


**DRYER CORD**

- 30 amp • 10/3 SRDT



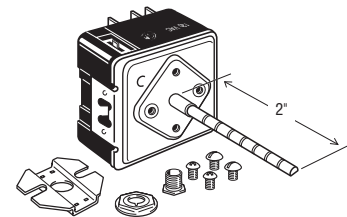
|        | LENGTH |        |      |
|--------|--------|--------|------|
| 647459 | 4 FT.  | SLEEVE | 1/12 |
| 647466 | 5 FT.  | SLEEVE | 1/12 |
| 647473 | 6 FT.  | SLEEVE | 1/12 |



**GLASS BRAIDED APPLIANCE WIRE**

- 14 gauge black/red/white
- 600 volt, 400°, 14 gauge
- High temperature glass braided silicone rubber insulation

|        |        |      |  |
|--------|--------|------|--|
| 631447 | 25 FT. | 1/20 |  |
|--------|--------|------|--|



**UNI-KIT® GE/HOTPOINT ELECTRIC RANGE INFINITE CONTROL SWITCH**

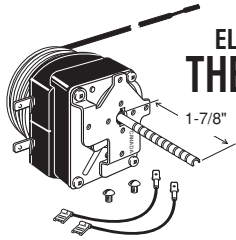
- Features a 2" break-off shaft
- Mounting type is a 4-way screw cover type with adapters for adapting to palnut type mounting • 240VAC, 5% input at low

|        |     |      |  |
|--------|-----|------|--|
| 654214 | BOX | 1/15 |  |
|--------|-----|------|--|

# THERMOSTATS AND ELEMENTS

RANGE REPAIR

## THERMOSTATS



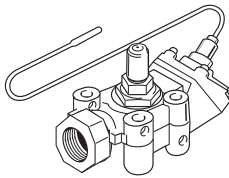
### ELECTRIC OVEN THERMOSTAT

- Automatic preheat and variable bake & broil
- 2 circuit, slow make & break, direct acting controls have double-pole "off" in bake, single-pole "off" in broil
- Bake: 140° - 550°F; Broil: 375° - 530°F
- Universal mounting bracket
- 15A to 240VAC resistive load for each circuit
- 60" capillary length, stem flat height .187, stem flat at "Off" (down)

654307 BOX 1/18

*Robertshaw*


### GAS OVEN SAFETY VALVE



- MSC series • Has thin flexible capillary; used with 4700(U) or 4750(C10) series
- 15" capillary length

MFG #4060-70C

654407 3/8" BULK 1/10



### UNIVERSAL ROUND RANGE IGNITER KIT

- Replaces all round SGR400 series igniters - long or short block • Mounts exactly like the original

MFG #SGR400

631301 1/6

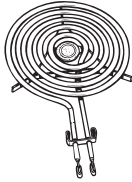


### UNIVERSAL FLAT RANGE IGNITER KIT

- Replaces all flat SGR400 series igniters - long or short block • Mounts exactly like the original

MFG #SGR414

631302 1/6



### GE STYLE\* RANGE SURFACE ELEMENT


- Plug-in style to fit GE ranges
- #651309 has 5-turn, 208/240 volt 1000/1325 watts • #651316 has 6-turn, 208/240 volt 1765/2350 watts

5-TURN

651309 BULK 1/10

6-TURN

651316 BULK 1/10

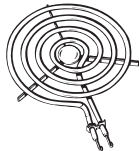


### GE STYLE\* RANGE SURFACE ELEMENT

- Plug-in style to fit GE ranges
- 6" replaces #WB30X342, 1350 watt, 240V
- 8" replaces #WB30X341, 2450 watt, 240V

631443 6" 1/10

631444 8" 1/10



### PLUG-IN RANGE ELEMENT

- Fits most popular ranges produced since 1962
- Supplied with original equipment on late model ranges • Y-support • 250 volt

6"-3-TURN 1250W

651323 (651246) BULK 1/10

8"-4-TURN 2100W

651330 (651253) BULK 1/10



### RANGE SURFACE ELEMENT

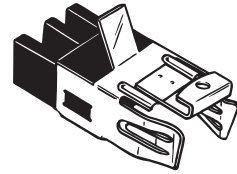
- Features 2-piece porcelain terminal block and hinged grounding bracket • 240 volt
- Replacement for GE and Hotpoint elements

6"-5-TURN

651169 1325W BULK 1/10

9"-6-TURN


651162 2125W BULK 1/10



### UNIVERSAL PLUG-IN RANGE SURFACE ELEMENT RECEPTACLE

- Fits many single coil elements used on Kelvinator, Chambers, Kenmore, Magic Chef, Phillips and Buttorff, Peerless, Whirlpool, Columbus Stove, Hardwick Stove, Preway, Nutone and Royal Chef\*

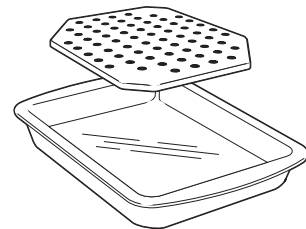
651337 BULK 1



### RANGE SURFACE ELEMENT RECEPTACLE

- Original replacement block assembly for Tappan plug-in elements • 1/4" male spade terminal for quick-connection

651342 BULK 1



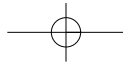
### ALUMINUM BROILER PAN

- Includes rack • Rustproof aluminum
- 11" x 16" x 2"

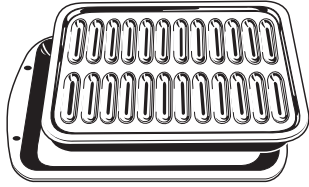
631008 BAG 1/12

\*REGISTERED TRADE NAME OR MARK OF THE ORIGINAL MANUFACTURER OF THE PRODUCT WHICH THIS PART FITS; NOT OWNED, ASSOCIATED OR TO BE CONFUSED WITH OUR COMPANY.





# RANGE REPAIR



## PORCELAIN BROILER PAN

- Porcelain enamel steel broiler pan with chrome plated steel rack • Ideal for broiling, roasting and baking
- Cleans easily • Dishwasher safe
- 12-3/4"W x 15-1/4"L x 1-1/2"D

MFG #BP3600

|               |  |      |  |  |
|---------------|--|------|--|--|
| <b>631411</b> |  | 1/10 |  |  |
|---------------|--|------|--|--|



## GE/HOTPOINT\* RANGE REFLECTOR PAN

- For hinged type GE or Hotpoint\* ranges
- Heavy chrome plating

ORDER IN MULTIPLES SHOWN

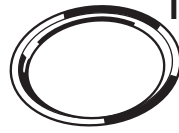
|               |    |      |  |  |
|---------------|----|------|--|--|
| <b>651016</b> | 6" | 6/12 |  |  |
| <b>651023</b> | 8" | 6/12 |  |  |



## UNIVERSAL RANGE REFLECTOR PAN

- For removable elements
- Heavy chrome plating
- Contains 2 of each #651003 and 651008

|               |       |      |  |  |
|---------------|-------|------|--|--|
| <b>632044</b> | 4/BAG | 1/24 |  |  |
|---------------|-------|------|--|--|



## GE/HOTPOINT\* CHROME TRIM RING

- Use with pan #651016 (6") & 651023 (8")
- Heavy chrome plating

ORDER IN MULTIPLES SHOWN EXCEPT AT PICKUP

|               |    |        |  |  |
|---------------|----|--------|--|--|
| <b>651043</b> | 6" | 12/144 |  |  |
| <b>651050</b> | 8" | 12/144 |  |  |



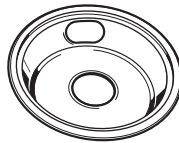
## WHIRLPOOL\* RANGE REFLECTOR BOWL

- 2" ID bottom hole • Heavy duty chrome plated • 6" actual OD is 7-1/2"
- 8" actual OD is 9-5/16"



ORDER IN MULTIPLES SHOWN

|               |    |        |  |  |
|---------------|----|--------|--|--|
| <b>651030</b> | 6" | 12/144 |  |  |
| <b>651031</b> | 8" | 12/72  |  |  |



## GE/HOTPOINT\* DEEP CHROME REFLECTOR BOWL

- 1-3/4" ID bottom hole • For removable elements
- Heavy duty chrome plated • 1-3/4" deep
- 6" actual OD, 7-9/16"; 8" actual OD, 9-5/8"

ORDER IN MULTIPLES SHOWN EXCEPT AT PICKUP

|               |    |       |  |  |
|---------------|----|-------|--|--|
| <b>651017</b> | 6" | 12/72 |  |  |
| <b>651024</b> | 8" | 12/72 |  |  |



## UNIVERSAL RANGE REFLECTOR PAN

- Fits most hinged type elements for electric ranges except GE/Hotpoint
- Heavy chrome plating

ORDER IN MULTIPLES SHOWN EXCEPT AT PICKUP

|               |    |   |  |  |
|---------------|----|---|--|--|
| <b>651029</b> | 6" | 6 |  |  |
| <b>651036</b> | 8" | 6 |  |  |



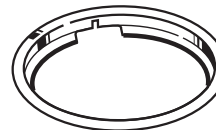
## WESTINGHOUSE\* RANGE REFLECTOR PAN

- 2" ID bottom hole • Heavy duty chrome plated
- 6" actual OD is 6-1/4" • 8" actual OD is 8-1/8"



ORDER IN MULTIPLES SHOWN

|               |    |        |  |  |
|---------------|----|--------|--|--|
| <b>651032</b> | 6" | 12/144 |  |  |
| <b>651033</b> | 8" | 12/144 |  |  |

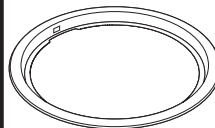


## UNIVERSAL CHROME TRIM RING

- Use with pan #651029 (6") & 651036 (8")
- Heavy chrome plating

ORDER IN MULTIPLES SHOWN EXCEPT AT PICKUP

|               |    |      |  |  |
|---------------|----|------|--|--|
| <b>651057</b> | 6" | 6/12 |  |  |
| <b>651064</b> | 8" | 6/12 |  |  |



## WESTINGHOUSE\* CHROME TRIM RING

- Use with pan #651032 (6") and #651033 (8")
- Heavy chrome plating



ORDER IN MULTIPLES SHOWN

|               |    |        |  |  |
|---------------|----|--------|--|--|
| <b>651034</b> | 6" | 12/144 |  |  |
| <b>651035</b> | 8" | 12/72  |  |  |



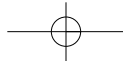
## UNIVERSAL RANGE REFLECTOR BOWL

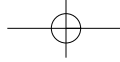
- For removable elements
- Fits most of the most popular types found on electric ranges today
- Heavy chrome plating

ORDER IN MULTIPLES SHOWN EXCEPT AT PICKUP

|               |    |       |  |  |
|---------------|----|-------|--|--|
| <b>651003</b> | 6" | 12/72 |  |  |
| <b>651008</b> | 8" | 12/48 |  |  |

RANGE REPAIR





# OVEN ELEMENTS

OVEN ELEMENTS

**BAKE ELEMENT**

- 3000 watts • 240V • Replaces G.E. #WB44x126; Hotpoint #297B774G3\*

|               |      |   |  |  |
|---------------|------|---|--|--|
| <b>652163</b> | BULK | 1 |  |  |
|---------------|------|---|--|--|

**BROIL ELEMENT**

- 3000 watts • 240V
- Replaces G.E. #WB44x134\*

|               |     |   |  |  |
|---------------|-----|---|--|--|
| <b>652212</b> | BOX | 1 |  |  |
|---------------|-----|---|--|--|

**BAKE ELEMENT**

- 2700 watts, 240 volts
- Replaces Kenmore #301444, CH2858\*

|               |  |   |  |  |
|---------------|--|---|--|--|
| <b>631458</b> |  | 1 |  |  |
|---------------|--|---|--|--|

**BAKE ELEMENT**

- 3000 watts • 240V • Replaces G.E. #WB44x5043; Hotpoint #663130, 664640, 664729\*

**MADE IN THE USA**

|               |      |   |  |  |
|---------------|------|---|--|--|
| <b>652177</b> | BULK | 1 |  |  |
|---------------|------|---|--|--|

**BAKE ELEMENT**

- 2700 watts • 250V
- Replaces G.E. #WB44x5082\*

**MADE IN THE USA**

|               |     |   |  |  |
|---------------|-----|---|--|--|
| <b>652240</b> | BOX | 1 |  |  |
|---------------|-----|---|--|--|

**BAKE ELEMENT**

- 2600/1950 watts, 240/208 volts
- Replaces Whirlpool/RCA #308180, CH4836\*

|               |  |   |  |  |
|---------------|--|---|--|--|
| <b>631414</b> |  | 1 |  |  |
|---------------|--|---|--|--|

**BAKE ELEMENT**

- 2700 watts • 250V
- Replaces G.E. #WB44x5099\*

**MADE IN THE USA**

|               |      |   |  |  |
|---------------|------|---|--|--|
| <b>652191</b> | BULK | 1 |  |  |
|---------------|------|---|--|--|

**BAKE ELEMENT**

- 2700 watts • 240V
- Replaces G.E. #WB44X5083\*

**MADE IN THE USA**

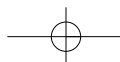
|               |     |   |  |  |
|---------------|-----|---|--|--|
| <b>652247</b> | BOX | 1 |  |  |
|---------------|-----|---|--|--|

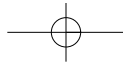
**BAKE ELEMENT**

- 2400/1800 watts, 240/208 volts
- Replaces Chambers #1312853, CH775, K1311298, 865940, QZ12004\*

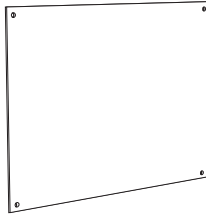
|               |  |   |  |  |
|---------------|--|---|--|--|
| <b>631418</b> |  | 1 |  |  |
|---------------|--|---|--|--|

\*REGISTERED TRADE NAME OR MARK OF THE ORIGINAL MANUFACTURER OF THE PRODUCT WHICH THIS PART FITS; NOT OWNED, ASSOCIATED OR TO BE CONFUSED WITH OUR COMPANY.





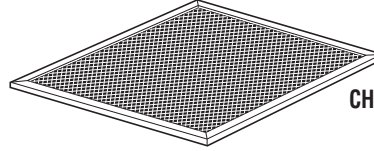
# RANGE FILTERS



## RANGE AND STOVE WALL SPLASH PLATE

- Reversible 30" x 24" wall backsplash with 4 mounting screws
- Protects wall behind range

**653055** WHITE/ALMOND BOX 1/3

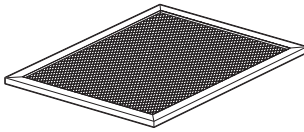


## CHARCOAL DUCTFREE RANGE HOOD FILTER

- 10-7/16" x 11-7/16"
- Fits GE, Hotpoint, Nutone and others\*

MFG #BP15  
**653086** 10-7/16" x 11-7/16" BAG 1/8

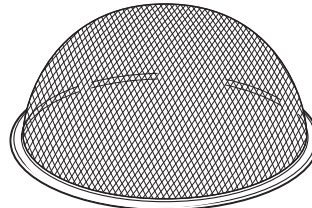
RANGE FILTERS



## ALUMINUM RANGE HOOD FILTER

| Item #        | Fits*                               |
|---------------|-------------------------------------|
| <b>653330</b> | GE, HOTPOINT                        |
| <b>653334</b> | NUTONE, VENTRICA, KITCH-N-VENT      |
| <b>653332</b> | RANGAIRE, WHIRLPOOL                 |
| <b>653336</b> | BROAN, CALORIC, GE, NAUTILUS, SEARS |

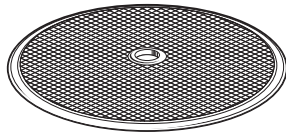
**653330** 10-3/8" x 11-3/8" x 3/8" BOX 1/8  
**653334** 8-1/4" x 11-1/4" x 3/8" BOX 1/8  
**653332** 8-5/8" x 11" x 3/8" BOX 1/8  
**653336** 8-3/4" x 10-1/2" x 3/8" BOX 1/25



## ALUMINUM RANGE HOOD FILTER

| Item #        | Fits*                      |
|---------------|----------------------------|
| <b>653302</b> | BROAN, GE, NAUTILUS, SEARS |

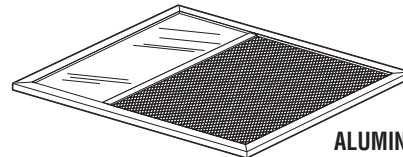
**653302** 10-1/2" x 3-1/4" DOME BOX 1/25



## ALUMINUM RANGE HOOD FILTER

| Item #        | Fits*                                |
|---------------|--------------------------------------|
| <b>653300</b> | NUTONE, AUBREY, NAUTILUS MIAMI CAREY |

**653300** 9-1/2" BOX 1/50

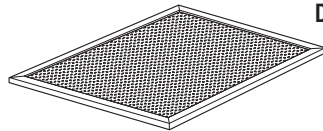


## ALUMINUM RANGE HOOD FILTER

| Item #        | Fits*           |
|---------------|-----------------|
| <b>653342</b> | BROAN, NAUTILUS |

- With light lens

**653342** 11" x 17" x 1/2" BOX 1/25

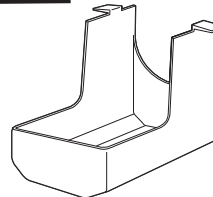


## DUCTFREE MULTI-LAYER RANGE HOOD FILTER

- Charcoal, fiber and aluminum filter layers

| FITS RANGE HOODS*  |  |
|--------------------|--|
| BROAN              | 46000, 35000, 39000, 41000, 45000, CL1100                      |
| NAUTILUS           | NL, NW, NP, NA, NB, NY   |
| ROPER              | 8438-010, 8458-010   |
| WHITE WESTINGHOUSE | HD330  |
| CALORIC            | HWR242, HWR342, HWR642   |
| SEARS              | 233 SERIES NUMBERS: 509, 510, 511, 518, 532, 533, 534, AND 597 |

MFG #41F  
**653085** 8-3/4" x 10-1/2" CARD 1/6



## RANGE HOOD LIGHT LENS

- Fits Broan, Nautilus, Sears, WCI and others\*
- For Broan 40000, 41000, 42000 series range hoods
- Shatter-resistant

MFG #BP43  
**653081** BAG 1/12

